

Organic Reactions

VOLUME VII

EDITORIAL BOARD

ROGER ADAMS, *Editor-in-Chief*

A. H. BLATT

FRANK C. MCGREW

ARTHUR C. COPP

CARL NIEMANN

HAROLD R. SNYDER

ADVISORY BOARD

LOUIS F. FIESER

JOHN R. JOHNSON

ASSOCIATE EDITORS

JAMES H. BREWSTER

RICHARD H. F. MANSKE

ERNEST L. ELIEL

RAGINI PHADKE

HOWARD A. HAGEMAN

SURESH SETHNA

WALTER H. HARTUNG

ROBERT SIMONOFF

MARSHALL KULKA

DANIEL SWERN

OSCAR TOUSTER

FORMER MEMBERS OF THE BOARD, NOW DECEASED

HOMER ADKINS

WERNER E. BACHMANN

NEW YORK

JOHN WILEY & SONS, INC.

LONDON · CHAPMAN & HALL, LIMITED

COPYRIGHT, 1953

BY

ROGER ADAMS

All Rights Reserved

*This book or any part thereof must not
be reproduced in any form without
the written permission of the publisher.*

Library of Congress Catalog Card Number: 42-20265

PRINTED IN THE UNITED STATES OF AMERICA

PREFACE TO THE SERIES

In the course of nearly every program of research in organic chemistry the investigator finds it necessary to use several of the better-known synthetic reactions. To discover the optimum conditions for the application of even the most familiar one to a compound not previously subjected to the reaction often requires an extensive search of the literature; even then a series of experiments may be necessary. When the results of the investigation are published, the synthesis, which may have required months of work, is usually described without comment. The background of knowledge and experience gained in the literature search and experimentation is thus lost to those who subsequently have occasion to apply the general method. The student of preparative organic chemistry faces similar difficulties. The textbooks and laboratory manuals furnish numerous examples of the application of various syntheses, but only rarely do they convey an accurate conception of the scope and usefulness of the processes.

For many years American organic chemists have discussed these problems. The plan of compiling critical discussions of the more important reactions thus was evolved. The volumes of *Organic Reactions* are collections of chapters each devoted to a single reaction, or a definite phase of a reaction, of wide applicability. The authors have had experience with the processes surveyed. The subjects are presented from the preparative viewpoint, and particular attention is given to limitations, interfering influences, effects of structure, and the selection of experimental techniques. Each chapter includes several detailed procedures illustrating the significant modifications of the method. Most of these procedures have been found satisfactory by the author or one of the editors, but unlike those in *Organic Syntheses* they have not been subjected to careful testing in two or more laboratories. When all known examples of the reaction are not mentioned in the text, tables are given to list compounds which have been prepared by or subjected to the reaction. Every effort has been made to include in the tables all such compounds and references; however, because of the very nature of the reactions discussed and their frequent use as one of the several steps of syntheses in which not all of the intermediates have been isolated, some instances may well have been missed. Nevertheless, the investigator will be able

to use the tables and their accompanying bibliographies in place of most or all of the literature search so often required.

Because of the systematic arrangement of the material in the chapters and the entries in the tables, users of the books will be able to find information desired by reference to the table of contents of the appropriate chapter. In the interest of economy the entries in the indices have been kept to a minimum, and, in particular, the compounds listed in the tables are not repeated in the indices.

The success of this publication, which will appear periodically, depends upon the cooperation of organic chemists and their willingness to devote time and effort to the preparation of the chapters. They have manifested their interest already by the almost unanimous acceptance of invitations to contribute to the work. The editors will welcome their continued interest and their suggestions for improvements in *Organic Reactions*.

CONTENTS

CHAPTER	PAGE
1. THE PECHMANN REACTION— <i>Suresh Sethna and Ragini Phadke</i>	1
2. THE SKRAUP SYNTHESIS OF QUINOLINES— <i>Richard H. F. Manske and Marshall Kulka</i>	59
3. CARBON-CARBON ALKYLATIONS WITH AMINES AND AMMONIUM SALTS— <i>James H. Brewster and Ernest L. Eliel</i>	99
4. THE VON BRAUN CYANOGEN BROMIDE REACTION— <i>Howard A. Hageman</i>	198
5. HYDROGENOLYSIS OF BENZYL GROUPS ATTACHED TO OXYGEN, NITROGEN, OR SULFUR— <i>Walter H. Hartung and Robert Simonoff</i>	263
6. THE NITROSATION OF ALIPHATIC CARBON ATOMS— <i>Oscar Touster</i>	327
7. EPOXIDATION AND HYDROXYLATION OF ETHYLENIC COMPOUNDS WITH ORGANIC PERACIDS— <i>Daniel Swern</i>	378
INDEX	435

SUBJECTS OF PREVIOUS VOLUMES

	VOLUME		VOLUME
Acetoacetic Ester Condensation and Related Reactions	I	Halogen-Metal Interconversion Reaction with Organolithium Compounds	VI
Acetylenes	V	Hoesch Synthesis	V
Acyloins	IV	Hofmann Reaction	III
Aliphatic Fluorine Compounds	II	Jacobsen Reaction	I
Aromatic Fluorine Compounds	V	Leuckart Reaction	V
Alkylation of Aromatic Compounds by the Friedel-Crafts Method	III	Mannich Reaction	I
Amination of Heterocyclic Bases by Alkali Amides	I	Oppenauer Oxidation	VI
Arndt-Eistert Reaction	I	Periodic Acid Oxidation	II
Aromatic Arsonic and Arsinic Acids	II	Perkin Reaction and Related Reactions	I
Azactones	III	Pictet-Spengler Synthesis of Tetrahydroisoquinolines	VI
Benzoin	IV	Pomeranz-Fritsch Synthesis of Isoquinolines	VI
Biaryls	II	Preparation of Amines by Reductive Alkylation	IV
Bischler-Napieralski Synthesis of 3,4-Dihydroisoquinolines	VI	Preparation of Benzoquinones by Oxidation	IV
Bucherer Reaction	I	Preparation of Ketenes and Ketene Dimers	III
Cannizzaro Reaction	II	Preparation of Phosphonic and Phosphinic Acids	VI
Chloromethylation of Aromatic Compounds	I	Preparation of Thiazoles	VI
Claisen Rearrangement	II	Preparation of Thiophenes and Tetrahydrothiophenes	VI
Clemmensen Reduction	III	Reduction with Aluminum Alkoxides	II
Curtius Reaction	III	Reduction with Lithium Aluminum Hydride	VI
Cyanoethylation	V	Reformatsky Reaction	I
Cyclic Ketones	II	Replacement of Aromatic Primary Amino Group by Hydrogen	II
Darzens Glycidic Ester Condensation	V	Resolution of Alcohols	II
Diels-Alder Reaction with Cyclenones	V	Rosenmund Reduction	IV
Diels-Alder Reaction: Ethylenic and Acetylenic Dienophiles	IV	Schmidt Reaction	III
Diels-Alder Reaction with Maleic Anhydride	IV	Selenium Dioxide Oxidation	V
Direct Sulfonation of Aromatic Hydrocarbons and Their Halogen Derivatives	III	Stobbe Condensation	VI
Elbs Reaction	I	Substitution and Addition Reactions of Thiocyanogen	III
Friedel-Crafts Reaction with Aliphatic Dibasic Acid Anhydrides	V	Willgerodt Reaction	III
Fries Reaction	I	Wolff-Kishner Reduction	IV
Gattermann-Koch Reaction	V		

CHAPTER 1

THE PECHMANN REACTION

SURESH SETHNA * AND RAGINI PHADKE

Royal Institute of Science, Bombay

CONTENTS

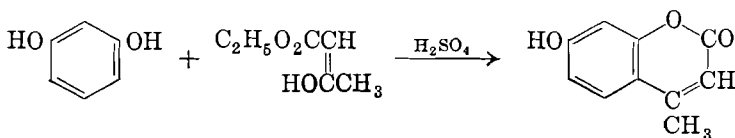
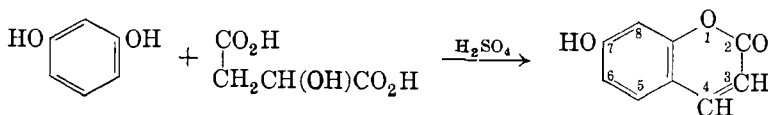
	PAGE
INTRODUCTION	2
MECHANISMS OF THE REACTIONS	3
Condensation of Malic Acid with Phenols	3
Condensation of β -Ketonic Esters with Phenols	4
Formation of 5-Hydroxycoumarin Derivatives in Presence of Anhydrous Aluminum Chloride	6
SCOPE AND LIMITATIONS	7
Reactivity of Phenols	7
Reactivity of Malic, Maleic, and Fumaric Acids	11
Reactivity of β -Ketonic Esters	12
Condensing Agents	15
Sulfuric Acid and Phosphorus Pentoxide	15
Phosphorus Oxychloride	16
Anhydrous Aluminum Chloride	17
Zinc Chloride	19
Hydrogen Chloride	19
Other Condensing Agents	19
EXPERIMENTAL CONDITIONS AND PROCEDURES	20
Sulfuric Acid as Condensing Agent	20
7-Hydroxycoumarin	20
7-Hydroxy-4-methylcoumarin	21
6,7-Dihydroxy-4-methylcoumarin	21
Phosphorus Pentoxide as Condensing Agent	21
5-Hydroxy-4,7-dimethylcoumarin	21
2,5-Dimethyl-3-ethylchromone	21
Phosphorus Oxychloride as Condensing Agent	22
7-Hydroxy-4-methyl-6-acetylcoumarin and 5-Hydroxy-4-methyl-6-acetylcoumarin	22
1-Hydroxy-3-methyl-7,8,9,10-tetrahydro-6-dibenzopyrone	22
Anhydrous Aluminum Chloride as Condensing Agent	22
Methyl 5,7-Dihydroxy-4-methylcoumarin-6(or 8)-carboxylate	23
5-Hydroxy-4-methyl-6-propionylcoumarin	23

* Present address: Sayaji Jubilee Science Institute, Maharajah Sayajirao University of Baroda.

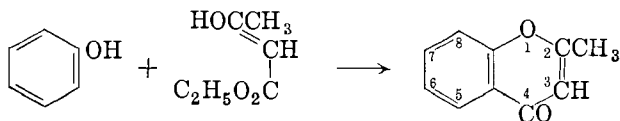
	PAGE
Hydrogen Chloride as Condensing Agent	23
7-Hydroxy-5'-methylcoumarono-(2',3',3,4)-coumarin	23
Zinc Chloride as Condensing Agent	24
Ethyl 7-Dimethylaminocoumarin-4-acetate	24
TABULAR SURVEY OF THE PECHMANN REACTION	24
Note on the Condensation of Acetonedicarboxylic Acid with Phenols	25
Table I. Condensations with Monohydric Phenols	26
Table II. Condensations with Dihydric Phenols	31
Table III. Condensations with Trihydric Phenols	47
Table IV. Condensations with Naphthols	52
Table V. Condensations with Miscellaneous Compounds	55

INTRODUCTION

H. v. Pechmann found that coumarin derivatives are formed when malic acid¹ or β -ketoic esters² are condensed with phenols in the presence of concentrated sulfuric acid. This reaction, which is commonly known as the Pechmann reaction, has found extensive application.



Simonis and his co-workers^{3,4,5} used phosphorus pentoxide as the condensing agent in place of sulfuric acid and demonstrated that with the same reactants chromones rather than coumarins resulted. It was



shown later, however, that chromones were not always the reaction products. The condensation of a phenol and β -ketoic ester in the presence of phosphorus pentoxide is sometimes called the Simonis reaction,

¹ v. Pechmann, *Ber.*, **17**, 929 (1884).

² Pechmann and Duisberg, *Ber.*, **16**, 2119 (1883).

³ Petschek and Simonis, *Ber.*, **46**, 2014 (1913).

⁴ Simonis and Lehmann, *Ber.*, **47**, 692 (1914).

⁵ Simonis and Remmert, *Ber.*, **47**, 2229 (1914).

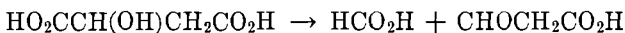
but it is actually merely a variation of the Pechmann reaction and will be so considered in this chapter. Other condensing agents that have been used are phosphorus oxychloride, phosphoric acid, zinc chloride, aluminum chloride, hydrogen chloride, ferric chloride, stannic chloride, titanous chloride, sodium acetate, sodium ethoxide, and boric anhydride.

By condensing appropriately substituted phenols and β -keto esters, coumarins can be synthesized with substituents either in the benzene nucleus or in the heterocyclic ring or in both. These compounds can then be used for the preparation of other products like coumarino- α -pyrones, coumarino- γ -pyrones, furocoumarins, chromenes, coumarones, and 2-acylresorcinols.⁶ The Pechmann reaction has also been employed in the syntheses of several naturally occurring coumarins^{6,7} and in the investigations of natural products like rotenone⁸ and cannabiol.^{9,10}

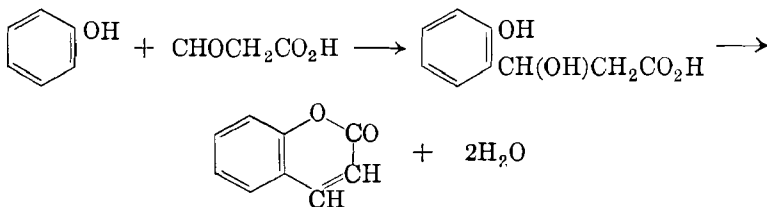
The course of this reaction depends on all of the three factors: the nature of the phenol, the nature of the β -keto ester, and the condensing agent.

MECHANISMS OF THE REACTIONS

Condensation of Malic Acid with Phenols. The condensation of malic acid with phenols takes place according to Pechmann¹ in three stages. The malic acid is first converted into malonaldehydic acid and formic acid, which is decomposed into water and carbon monoxide.



In the second stage, the union of the aldehyde with the phenol results in the formation of an unstable addition product. Two molecules of water are then eliminated, and the coumarin derivative is formed. Malonaldehydic acid contains a carbonyl group in the β position and resembles ethyl acetoacetate in its reaction with a phenol to give a coumarin.



⁶ Sethna and Shah, *Chem. Revs.*, **36**, 30 (1945).

⁷ Späth, *Ber.*, **70A**, 83 (1937).

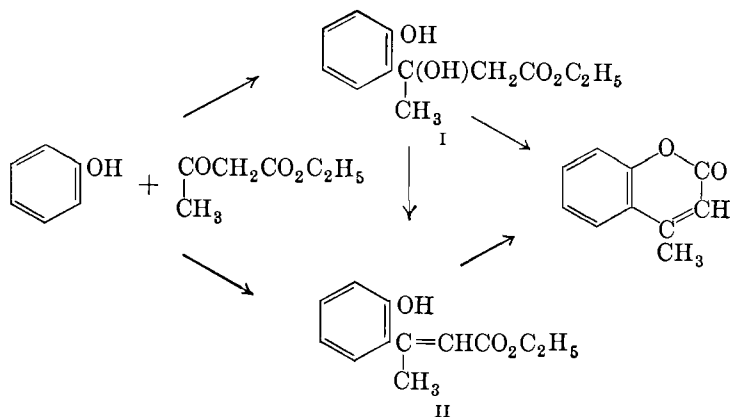
⁸ Bridge, Crocker, Cubin, and Robertson, *J. Chem. Soc.*, **1937**, 1530.

⁹ Ghosh, Todd, and Wilkinson, *J. Chem. Soc.*, **1940**, 1121.

¹⁰ Adams and Baker, *J. Am. Chem. Soc.*, **62**, 2405 (1940).

Condensation of β -Ketonic Esters with Phenols. To explain the formation of coumarins from β -ketonic esters and phenols, Pechmann and Duisberg² suggested that the reactive hydrogen of the phenol in the *ortho* position to the hydroxyl group adds to the carbonyl of the β -ketonic ester to give an intermediate hydroxy ester (I). Ring closure may then take place with the elimination of a molecule of water and one of ethanol.

Ahmad and Desai¹¹ have pointed out that the effectiveness of such condensations depends on the reactivity of the hydrogen in the *ortho*



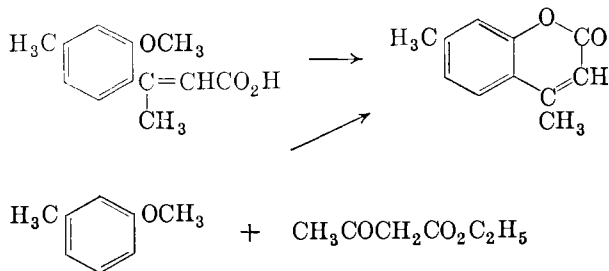
position to the hydroxyl group and on the substituents in the β -ketonic ester. The feeble tendency of phenol itself to condense is enhanced by the presence of electron-donating groups such as CH_3 , OH , OCH_3 , NH_2 , NHCH_3 , $\text{N}(\text{CH}_3)_2$, and halogens in the *meta* position to the hydroxyl group but is depressed or almost eliminated by electron-attracting groups such as NO_2 , SO_3H , CO_2H , CO_2CH_3 , COCH_3 , CN , and CHO in the same-position.¹² Since no intermediates have been isolated this course for the reaction is purely speculative.

A slightly different view has been advanced by Robertson and his co-workers.¹³ They observed that 2-methoxy- β ,4-dimethylcinnamic acid was converted into 4,7-dimethylcoumarin in the presence of 86% sulfuric acid and, further, that *m*-tolyl methyl ether and the dimethyl ether of resorcinol gave rise to 4,7-dimethylcoumarin and 7-methoxy-4-methylcoumarin, respectively. From this experimental evidence they conclude that the cinnamic acid derivative (II) is formed as an intermediate product.

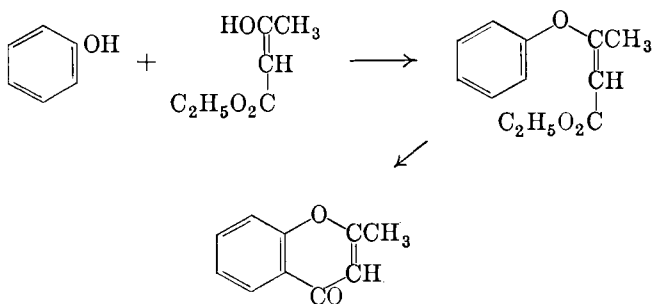
¹¹ Ahmad and Desai, *Proc. Indian Acad. Sci.*, **6A**, 6 (1937) [*C. A.*, **32**, 559 (1938)].

¹² Desai and Ekhlas, *Proc. Indian Acad. Sci.*, **8A**, 567 (1938) [*C. A.*, **33**, 3356 (1939)].

¹³ Robertson, Waters, and Jones, *J. Chem. Soc.*, **1932**, 1681.



Two different mechanisms for chromone formation have been proposed. Robertson and his co-workers suggest that the first stage in the reaction results in a phenoxy acid (or its ester) by the interaction of the enolic form of the ester and phenol with the removal of a molecule of water. The phenoxy derivative then undergoes ring closure to a chromone. In support of this mechanism they cite the synthesis of



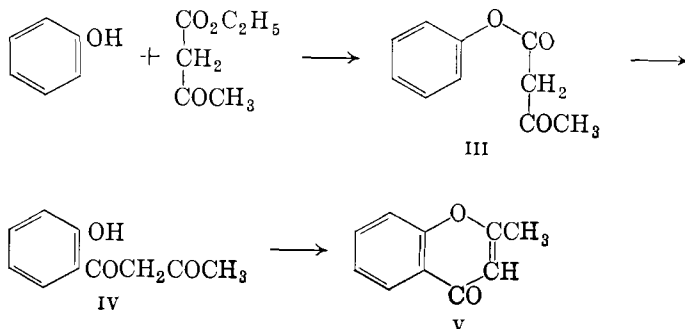
chromones from phenoxyfumaric acid and β -phenoxyacinnamic acid by Ruhemann and co-workers.¹⁴

According to Ahmad and Desai,¹¹ in the formation of chromones, the reactive hydrogen of the phenolic hydroxyl reacts with the ethoxyl of the β -ketonic ester to give an aryl ester of the acid (III). This assumption is based on the evidence that only those phenols that do not contain a reactive hydrogen *ortho* to the hydroxyl group give chromones in the presence of phosphorus pentoxide as condensing agent. The aryl ester then undergoes an isomeric change analogous to the Fries migration forming an *o*-hydroxybenzoylacetone (IV) which is dehydrated to the chromone derivative (V). They assume the transformation to be possible in view of the work of Schönberg and Mustafa¹⁵ on Fries rearrangements with phosphorus pentoxide. They suggest also that the specific action of phosphorus pentoxide is to facilitate the formation

¹⁴ Ruhemann and co-workers, *J. Chem. Soc.*, **77**, 984, 1119 (1900); **79**, 470, 918 (1901).

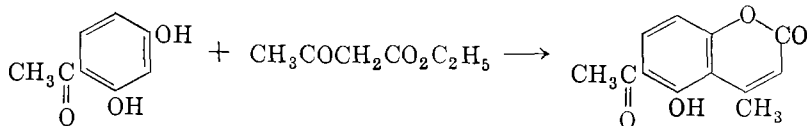
¹⁵ Schönberg and Mustafa, *J. Chem. Soc.*, **1943**, 79.

of III or IV or both since the conversion of IV into V may be accomplished with the help of any dehydrating agent. The formation of the



intermediate diketone IV in the syntheses of chromones by the Kostanecki acylation of *o*-hydroxyketones has been proved by Baker.¹⁶

Formation of 5-Hydroxycoumarin Derivatives in Presence of Anhydrous Aluminum Chloride. The formation of 5-hydroxycoumarin derivatives in the condensations of resacetophenone, 4-nitroresorcinol, and methyl β -resorcyate in preference to the 7-hydroxycoumarin derivatives is obviously due to the greater reactivity of the usually inaccessible 2-position of the resorcinol nucleus in these compounds. Shah and Shah¹⁷ have explained this on the basis of chelation between the hydroxyl group and the *ortho*-substituted group, thus fixing the double bonds.^{18,19,20} The point of attack is consequently the carbon atom joined by a double bond to that bearing the other hydroxyl group; resacetophenone and ethyl acetoacetate condense with the formation of 5-hydroxy-6-acetyl-4-methylcoumarin. The formation of a 5-hydroxycoumarin from methyl β -resorcyate and 4-nitroresorcinol in the presence of aluminum chloride can be explained similarly.



Baker¹⁹ believes that aluminum chloride may prevent chelation; but, since 5-hydroxycoumarins are formed mainly or exclusively in good yields in the above condensations, it appears that this reagent not only fails to prevent chelation but may even promote it, for other condensing

¹⁶ Baker, *J. Chem. Soc.*, **1933**, 1381.

¹⁷ Shah and Shah, *J. Chem. Soc.*, **1938**, 1424.

¹⁸ Mills and Nixon, *J. Chem. Soc.*, **1930**, 2510.

¹⁹ Baker, *J. Chem. Soc.*, **1934**, 1684.

²⁰ Baker and Lothian, *J. Chem. Soc.*, **1935**, 628.

agents generally produce derivatives of 7-hydroxycoumarin. This view also finds support in the work on the formylation of methyl β -resorcyate²¹ and 4-acylresorcinols;^{22,23} the Gattermann reaction in the presence of anhydrous aluminum chloride in dry ether leads to formylation in the 2 position, in the case of resacetophenone yielding 2-formylresacetophenone.

SCOPE AND LIMITATIONS

The reactivity of the various simple and substituted phenols and β -ketonic esters in the Pechmann reaction, with sulfuric acid as the condensing agent, will be discussed first, and the role of the condensing agents second.

Reactivity of Phenols. It is found that, of the simple mono-, di-, and tri-hydric phenols, resorcinol is the most reactive, and it condenses with many substituted and cyclic β -ketonic esters. Almost equal in reactivity are phloroglucinol, α -naphthol, and pyrogallol. Phenol, quinol, and β -naphthol, however, usually give low yields of products. Phenol, for example, gives only about a 3% yield of 4-methylcoumarin on condensation with ethyl acetoacetate in the presence of sulfuric acid,²⁴ and it does not condense at all with many other β -ketonic esters. Catechol does not condense even with ethyl acetoacetate.

Among the substituted phenols it is found that the reactivity depends both on the nature and on the position of the substituent in the phenol. Alkyl groups in general have very little inhibiting effect in the Pechmann reaction; halogens exert somewhat more. When substituents like the nitro and the carboxyl groups are present, the reactions may not take place at all.^{25,26} This is exemplified by the non-reactivity of *o*-, *m*-, or *p*-nitrophenol and simple phenol carboxylic acids with ethyl acetoacetate and other β -ketonic esters. The rate and degree to which a coumarin is produced depend, however, on the position of the substituent. *m*-Cresol condenses very readily with ethyl acetoacetate and a number of other β -ketonic esters,^{27,28} *p*-cresol less readily,^{2,28} and *o*-cresol not at all, even with ethyl acetoacetate.²⁹ *m*- and *p*-Chlorophenols react with ethyl acetoacetate, but *o*-chlorophenol does not react.²⁵ *m*-Dimethylaminophenol condenses with acetonedicarboxylic acid, but the *ortho* and *para*

²¹ Shah and Laiwala, *J. Chem. Soc.*, **1938**, 1828.

²² Shah and Shah, *J. Chem. Soc.*, **1939**, 132.

²³ Shah and Shah, *J. Chem. Soc.*, **1940**, 245.

²⁴ Pechmann and Kraft, *Ber.*, **34**, 421 (1901).

²⁵ Clayton, *J. Chem. Soc.*, **93**, 2016 (1908).

²⁶ Dey, *J. Chem. Soc.*, **107**, 1606 (1915).

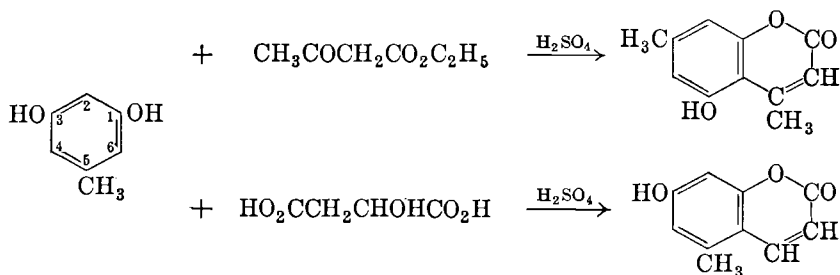
²⁷ Fries and Klostermann, *Ber.*, **39**, 871 (1906).

²⁸ Fries and Klostermann, *Ann.*, **362**, 1 (1908).

²⁹ Chakravarti, *J. Indian Chem. Soc.*, **9**, 31 (1932).

compounds are inert.²⁶ Thus in many monohydric phenols a substituent in the *ortho* position has the maximum inhibiting effect, less if the same substituent is in the *para* position, and least when it is in the *meta* position.

The influence of substituents in the resorcinol nucleus on the Pechmann reaction has been investigated. In molecules where substituents in the 4 position cause the reaction to take place with some difficulty, the same substituents in the 2 position have less effect. Resorcinols with alkyl groups in the 2 or 4 position react as readily as resorcinol. Even 4-hexadecylresorcinol condenses smoothly with ethyl acetoacetate in the presence of sulfuric acid.³⁰ Alkyl groups in the 5 position change the course of the reaction, and, instead of the 7-hydroxycoumarin derivatives, the 5-hydroxy isomers are obtained; an exception is in the condensation with malic acid. Thus orcinol^{26, 31-35} and other 5-alkylresorcinols³⁶⁻³⁸ with ethyl acetoacetate and other β -ketonic esters give 5-hydroxycoumarin derivatives. Orcinol with malic acid gives a 7-hydroxycoumarin.^{39, 40, *}



4-Chlororesorcinol condenses smoothly with a number of β -ketonic esters like ethyl α -alkylacetoacetates, ethyl benzoylacetate, and diethyl

³⁰ Chudgar and Shah, *J. Univ. Bombay*, **13**, Pt. 3, 18 (1944) [*C. A.*, **39**, 4078 (1945)].

³¹ Krishnaswamy, Rao, and Seshadri, *Proc. Indian Acad. Sci.*, **19A**, 5 (1944) [*C. A.*, **39**, 1153 (1945)].

³² Pechmann and Hancke, *Ber.*, **34**, 354 (1901).

³³ Chakravarti, *J. Indian Chem. Soc.*, **8**, 407 (1931).

³⁴ Shah and Shah, *J. Indian Chem. Soc.*, **19**, 481 (1942).

³⁵ Kotwani, Sethna, and Advani, *Proc. Indian Acad. Sci.*, **15A**, 441 (1942) [*C. A.*, **37**, 624 (1943)].

³⁶ Russell, Todd, Wilkinson, Macdonald, and Woolfe, *J. Chem. Soc.*, **1941**, 169.

³⁷ Russell, Todd, Wilkinson, Macdonald, and Woolfe, *J. Chem. Soc.*, **1941**, 826.

³⁸ Adams, Loewe, Jelinek, and Wolff, *J. Am. Chem. Soc.*, **63**, 1971 (1941).

³⁹ Pechmann and Welsh, *Ber.*, **17**, 1646 (1884).

⁴⁰ Sastry, *J. Indian Chem. Soc.*, **19**, 403 (1942).

* 7-Hydroxy-4,5-dimethylcoumarin, which cannot be obtained by the direct condensation of orcinol with ethyl acetoacetate, has been prepared by the decarboxylation of 7-hydroxy-4,5-dimethylcoumarin-8-carboxylic acid formed by the condensation of *p*-orsellinic acid with ethyl acetoacetate. Sethna and Shah, *J. Indian Chem. Soc.*, **17**, 211 (1940).

acetosuccinate, and with acetonedicarboxylic acid.^{41,42} 4-Bromo-resorcinol reacts similarly.⁴³ The condensation of resorcinols with halogen substituents in the 2 and 5 positions has not been studied.

2-Nitroresorcinol forms coumarins with ethyl acetoacetate and ethyl α -methylacetoacetate but not with higher α -alkylacetoacetates.⁴¹ 4-Nitroresorcinol, however, does not condense with ethyl α -methylacetoacetate.⁴⁴ It is thus obvious that the nitro group has a greater inhibiting effect on the reaction in the 4 position than in the 2 position.

Compounds with a carbomethoxyl group in the 4 position react more readily than those with a carboxyl group; β -resorcylic acid will condense with ethyl acetoacetate,⁴⁵ but methyl β -resorcylicate reacts smoothly not only with ethyl acetoacetate but also with ethyl α -alkylacetoacetates and several other β -ketonic esters.^{42,45-48} This suggests that coumarin carboxylic acids with a carboxyl group in the benzene nucleus may be prepared preferably through the ester of the phenolic acid and subsequent hydrolysis of the coumarin ester. The only example of the use of resorcinol derivatives with the carboxyl or carbomethoxyl groups in the 2 and 5 positions is that of 2-resorcylic acid, which condenses smoothly with ethyl acetoacetate.⁴⁹

An acyl group in the 4 position completely prevents the Pechmann reaction, for resacetophenone does not react with ethyl acetoacetate in the presence of sulfuric acid.⁵⁰ 2-Acyl- or 2-aroyle-resorcinols present no such difficulty, for 2-acetyl-¹⁷ and 2-benzoyl-resorcinol⁵⁴ with ethyl acetoacetate give an acetyl- and benzoyl-coumarin, respectively. 4-Ethyl-2-acetylresorcinol also condenses with several ethyl α -alkylacetoacetates and with ethyl benzoylacetate.⁵⁵

⁴¹ Chakravarti and Ghosh, *J. Indian Chem. Soc.*, **12**, 622 (1935).

⁴² Shah and Shah, *J. Indian Chem. Soc.*, **19**, 486 (1942).

⁴³ Chakravarti and Mukerjee, *J. Indian Chem. Soc.*, **14**, 725 (1937).

⁴⁴ Chakravarti and Banerjee, *J. Indian Chem. Soc.*, **14**, 37 (1937).

⁴⁵ Shah, Sethna, Banerjee, and Chakravarti, *J. Indian Chem. Soc.*, **14**, 717 (1937).

⁴⁶ Sethna and Shah, *J. Indian Chem. Soc.*, **17**, 37 (1940).

⁴⁷ Sethna and Shah, *J. Indian Chem. Soc.*, **15**, 383 (1938).

⁴⁸ Desai, Gaitonde, Mehdi Hasan, and Shah, *Proc. Indian Acad. Sci.*, **25A**, 345 (1947) [*C. A.*, **42**, 1913 (1948)].

⁴⁹ Limaye and Kulkarni, *Rasayanam*, **1**, 251 (1943) [*C. A.*, **38**, 4264 (1944)].

⁵⁰ Agarwal and Dutt, *J. Indian Chem. Soc.*, **14**, 109 (1937), reported the formation of coumarin derivatives in the condensation of resacetophenone with malic acid, ethyl acetoacetate, and ethyl α -alkylacetoacetates in the presence of sulfuric acid. This work has been completely disproved by a number of workers, and it has been shown that condensation does not take place. See refs. 51, 52, and 53.

⁵¹ Limaye, *Rasayanam*, **1**, 101 (1937) [*C. A.*, **32**, 2099 (1938)].

⁵² Chakravarti and Chakravarty, *Science and Culture*, **3**, 244 (1937) [*C. A.*, **32**, 1255 (1938)].

⁵³ Sethna, Shah, and Shah, *J. Chem. Soc.*, **1938**, 228.

⁵⁴ Limaye, *Ber.*, **67**, 12 (1934).

⁵⁵ Desai and Mavani, *Proc. Indian Acad. Sci.*, **14A**, 100 (1941) [*C. A.*, **36**, 1599 (1942)].

The capacity of hydroquinone to undergo the Pechmann reaction is not great. When a chlorine atom is present in the hydroquinone the reaction takes place even less readily, and the presence of a bromine atom or acetyl group prevents the reaction completely. On the other hand, greater reactivity is observed when a methyl or ethyl group is substituted in the hydroquinone. 2-Methyl- and 2-ethyl-hydroquinone form coumarins with ethyl benzoylacetate and ethyl α -alkylacetoacetates; but quinacetophenone and 2-bromohydroquinone do not condense even with ethyl acetoacetate, and 2-chlorohydroquinone reacts with difficulty. Hydroquinone, its 2-chloro- and 2-bromo-derivative, and quinacetophenone do not condense with ethyl benzoylacetate.⁵⁶

Of the trihydroxy compounds, 4-ethylpyrogallol and ethyl pyrogallol-carboxylate condense readily with ethyl acetoacetate, ethyl α -alkylacetoacetates, and ethyl benzoylacetate. Gallic acid, its methyl and ethyl esters, pyrogallolcarboxylic acid, and gallacetophenone do not undergo the coumarin condensation with these same β -ketonic esters.⁵⁷

Phloroglucinol and many of its derivatives, methylphloroglucinol,⁵⁸ dimethylphloroglucinol,⁵⁸ methyl phloroglucinolcarboxylate,⁵⁹ phloracetophenone, and phlorobenzophenone give coumarins with ethyl acetoacetate. The reaction with other β -ketonic esters has not been studied.

1,2,4-Triacetoxybenzene and ethyl acetoacetate in the presence of 75% sulfuric acid condense to give 6,7-dihydroxy-4-methylcoumarin.⁶⁰ No condensation of a substituted 1,2,4-trihydroxybenzene with a β -ketonic ester has been reported.

α -Naphthol derivatives with chlorine or bromine in the 4 position react with ethyl α -alkylacetoacetates and other β -ketonic esters like ethyl benzoylacetate, diethyl acetonedicarboxylate, and diethyl acetosuccinate. 4-Bromo- α -naphthol appears to be less reactive than 4-chloro- α -naphthol.⁶¹ In the condensation of 4-acetyl-, 4-propionyl-, and 4-butyryl- α -naphthol with β -ketonic esters, the acyl group is eliminated.¹² Substituted β -naphthols have not been studied.

Attempts to condense cyclohexanol and dimethyl dihydroresorcinol with acetonedicarboxylic acid did not succeed.²⁶

Certain miscellaneous compounds not included in the previous discussion have been condensed with malic acid and β -ketonic esters in the presence of sulfuric acid. Resorcinol and other polyhydroxyphenols

⁵⁶ Desai and Mavani, *Proc. Indian Acad. Sci.*, **15A**, 11 (1942) [*C. A.*, **36**, 6151 (1942)].

⁵⁷ Desai and Mavani, *Proc. Indian Acad. Sci.*, **15A**, 1 (1942) [*C. A.*, **36**, 6150 (1942)].

⁵⁸ Fujise and Maruyama, *J. Chem. Soc. Japan*, **55**, 1013 (1934) [*C. A.*, **29**, 4008 (1935)].

⁵⁹ Sethna, *J. Univ. Bombay*, **9** (pt. 3), 104 (1940) [*C. A.*, **35**, 6948 (1941)].

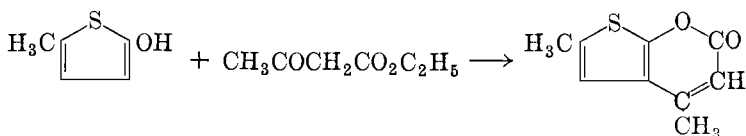
⁶⁰ Vliet, *Org. Syntheses*, **4**, 45 (1924).

⁶¹ Chakravarti and Bagchi, *J. Indian Chem. Soc.*, **13**, 649 (1936).

will not react satisfactorily with two molecules of ethyl acetoacetate or malic acid simultaneously, but the pure hydroxycoumarins formed by the condensation of one molecule of ethyl acetoacetate or malic acid will react with a second molecule of ethyl acetoacetate or malic acid to produce coumarino- α -pyrones.^{62, 63} The condensation of hydroxycoumarins with malic acid takes place more readily than with ethyl acetoacetate, though the condensation of many simpler aromatic hydroxy compounds with malic acid is more difficult than with ethyl acetoacetate. The dihydroxycoumarins derived from pyrogallol and ethyl acetoacetate will react with malic acid⁶³ but not with ethyl acetoacetate.

Hydroxychromones do not undergo condensation with malic acid.⁶⁴

Hydroxythiophene derivatives react with β -ketoic esters to yield thiocoumarin derivatives.^{65, 66}



Reactivity of Malic, Maleic, and Fumaric Acids. The condensation of malic acid with phenols leads to coumarins which are unsubstituted in the pyrone ring. This procedure is therefore an alternative method for the synthesis of coumarins that are difficult to obtain by Perkin's method from *o*-hydroxy aromatic aldehydes. There are, however, limitations in the preparation of coumarins by this method: malic acid does not condense with many substituted phenols, and, when it does condense, the yields are often low and tarry products are obtained. Malic acid condenses only in the presence of sulfuric acid; other condensing agents fail.

Fumaric and maleic acids have been found to condense with *p*-cresol in the presence of sulfuric acid to give 6-methylcoumarin in good yield.^{67, 68} The encouraging results in this condensation justify a more

⁶² Rangaswami and Seshadri, *Proc. Indian Acad. Sci.*, **6A**, 112 (1937) [*C. A.*, **32**, 559 (1938)].

⁶³ Sen and Chakravarti, *J. Indian Chem. Soc.*, **6**, 793 (1929).

⁶⁴ Rangaswami and Seshadri, *Proc. Indian Acad. Sci.*, **9A**, 7 (1939) [*C. A.*, **33**, 4244 (1939)].

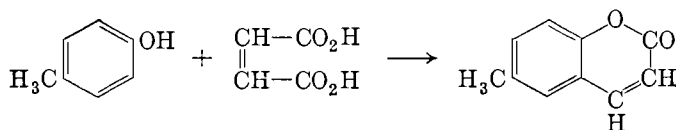
⁶⁵ Mentzer, Billet, Molho, and Dat Xuong, *Bull. soc. chim. France*, **12**, 161 (1945) [*C. A.*, **40**, 865 (1946)].

⁶⁶ Mentzer and Billet, *Bull. soc. chim. France*, **12**, 292 (1945) [*C. A.*, **40**, 2828 (1946)].

⁶⁷ Ponderoff, Ger. pat. 338,737 (1921) [*C. A.*, **16**, 3488 (1922)].

⁶⁸ Thompson and Edee, *J. Am. Chem. Soc.*, **47**, 2556 (1925)

detailed investigation of the condensation of these acids with other phenols.



Reactivity of β -Ketonic Esters. Ethyl acetoacetate probably condenses in its enol form with the phenols. β -Ketonic esters with substituents likely to increase the enolization or stabilize the enolic form should therefore be more active than ethyl acetoacetate, and those with substituents that tend to decrease the enolization or lead to a less stable enol form should be less reactive. Substituents in a β -ketonic ester may be attached to the α -carbon atom or the γ -carbon atom, and they provide a means of obtaining coumarins with different substituents in the heterocyclic ring. Cyclic β -ketonic esters, and β -ketonic esters with heterocyclic rings, have also been condensed with phenols. The reactivities of these esters differ very widely.

Ethyl α -chloroacetoacetate has been condensed with a number of phenols to yield 3-chlorocoumarins.^{26, 32, 46, 69} The condensation with this ester is smooth and the reactions closely parallel those with ethyl acetoacetate. The corresponding α -bromo ester has not been studied.

In ethyl α -alkyl- and α -aryl-acetoacetates the reactivity varies with the nature of the α substituent. With methyl, ethyl, propyl, butyl, allyl, phenyl, and benzyl groups as α substituents the condensation with reactive phenols is satisfactory, but with less reactive phenols the yields are generally poor and the condensation may be inhibited completely. Thus with *m*-cresol the α -ethyl derivative of ethyl acetoacetate gives a poorer yield than the α -methyl derivative; α -propyl- and α -phenyl-acetoacetates do not react.^{27, 28} Ethyl α -allyl-acetoacetate, however, condenses with *m*-cresol easily.⁷⁰ β -Naphthol does not react with ethyl α -ethyl-, α -propyl-, or α -isopropyl-acetoacetate.⁷¹ Ethyl α -(α -hydroxy- β,β,β -trichloroethyl)acetoacetate with various phenols gives satisfactory results.^{72, 73, 74} Thus the presence of a heavy α substituent like $-\text{CH}(\text{OH})\text{CCl}_3$ does not appreciably inhibit the Pechmann reaction and has less effect than an α -ethyl substituent.

The Pechmann reaction of diethyl acetosuccinate and diethyl aceto-

⁶⁹ Chakravarti and Banerjee, *J. Indian Chem. Soc.*, **13**, 619 (1936).

⁷⁰ Naik, Desai, and Desai, *J. Indian Chem. Soc.*, **6**, 83 (1929).

⁷¹ Chakravarti, *J. Indian Chem. Soc.*, **9**, 389 (1932).

⁷² Kulkarni, Alimchandani, and Shah, *J. Indian Chem. Soc.*, **18**, 113 (1941).

⁷³ Kulkarni, Alimchandani, and Shah, *J. Indian Chem. Soc.*, **18**, 123 (1941).

⁷⁴ Shah and Kulkarni, *J. Univ. Bombay*, **10** (pt. 3), 86 (1941) [*C. A.*, **36**, 3796 (1942)]

glutarate, which have $-\text{CH}_2\text{CO}_2\text{C}_2\text{H}_5$ and $-\text{CH}_2\text{CH}_2\text{CO}_2\text{C}_2\text{H}_5$ as substituents in the α position, with various phenols has been systematically studied. Diethyl acetosuccinate condenses with very reactive phenols and also with *m*-cresol, 2-acetyl, 2-benzoyl-, and 4-chloro-resorcinol, and 4-chloro- α -naphthol, but not with phenol, *o*-cresol, *p*-cresol, hydroquinone, catechol, 4-chlorophenol, β -resorcylic acid, resacetophenone, or gallic acid.^{34, 42, 75, 76} The presence of a carbethoxyalkyl group as a substituent in the β -ketonic ester results in a molecule of greater reactivity than one in which an alkyl substituent is present; diethyl acetosuccinate is as reactive as or even more reactive than the corresponding ethyl α -alkylacetoacetates. Similar observations have been made with diethyl α -acetoglutarate.⁷⁷ With substituents such as cyano or aceto the condensation takes place with the elimination of the group and the formation of the unsubstituted coumarin.^{32, 46, 78}

Other α -substituted ethyl acetoacetates that have been studied are ethyl *o*-carboxybenzylacetoacetate,⁷⁹ ethyl phthalylacetoacetate,⁷⁹ ethyl benzoylacetoacetate,^{32, 46} diethyl acetylmalonate,³² and ethyl diacetylacetate.³² The first two have been condensed with resorcinol and a few other reactive phenols in the presence of dry hydrogen chloride in acetic acid to form coumarin derivatives. When ethyl benzoylacetoacetate and ethyl diacetylacetate react with resorcinol, the acetyl group is removed during condensation and the same coumarins result as are formed with ethyl benzoylacetate and ethyl acetoacetate, respectively. Diethyl acetylmalonate reacts with the loss of a carbethoxyl group to give the same coumarin as that obtained by the use of ethyl acetoacetate.

A number of β -ketonic esters with groups other than methyl in the γ position have been condensed with phenols. Ethyl butyroacetate,³⁵ which may be considered as ethyl γ -ethylacetoacetate, and ethyl γ -phenylacetoacetate^{80, 81} react with resorcinol, orcinol, pyrogallol, phloroglucinol, and α -naphthol to give 4-ethyl- and 4-benzyl-coumarin derivatives, respectively, but they do not condense with phenol, β -naphthol, hydroquinone, *m*-cresol, methyl β -resorcylicate, or resacetophenone. A γ substituent thus reduces the reactivity.

Acetonedicarboxylic acid and its diethyl ester have been condensed with a number of simple and substituted phenols.^{26, 46, 82} Citric acid gives

⁷⁵ Banerjee, *J. Indian Chem. Soc.*, **8**, 777 (1931).

⁷⁶ Dey and Sankarnarayan, *J. Indian Chem. Soc.*, **8**, 817 (1931).

⁷⁷ Shah and Shah, *Ber.*, **71**, 2075 (1938).

⁷⁸ Held, *Compt. rend.*, **116**, 720 (1893).

⁷⁹ Btilow, *Ber.*, **38**, 474 (1905).

⁸⁰ Sonn and Litten, *Ber.*, **66**, 1512 (1933).

⁸¹ Kotwani, Sethna, and Advani, *J. Univ. Bombay*, **10** (pt. 5), 143 (1942) [*C. A.*, **37**, 623 (1943)].

⁸² Burton and Pechmann, *Ann.*, **261**, 166 (1891).

acetonedicarboxylic acid on heating with concentrated sulfuric acid, and several workers have therefore preferred to condense citric acid with phenols instead of using pure acetonedicarboxylic acid. Phenol, nitrophenols, phenol carboxylic acids, and *o*- and *p*-aminophenol have been found not to react. Catechol, *o*- and *p*-cresol, hydroquinone, β -naphthol, and methyl β -resorcyate gave poor yields of the corresponding coumarin, but *m*-cresol, pyrogallol, resorcinol, phloroglucinol, and α -naphthol gave good yields. Thus a molecule with the carboxyl or carbethoxy group in the γ position of ethyl acetoacetate is more reactive than one with a γ -ethyl or γ -phenyl substituent.

Ethyl γ -bromoacetoacetate and *m*-cresol, α -naphthol, or β -naphthol yield 4-bromomethylcoumarins.⁸³

Among other β -ketonic esters which have been condensed with phenols are ethyl benzoylacetate,^{2, 13, 32, 55, 56, 84} ethyl veratroylacetate,^{85, 86} diethyl benzoylsuccinate,⁸⁷ diethyl veratroylsuccinate,⁸⁷ diethyl oxalacetate,^{26, 88, 89} diethyl oxalochloroacetate,^{26, 89} diethyl oxalobromoacetate,⁹⁰ and ethyl α -formylphenylacetate. With the exception of diethyl oxalacetate no systematic study has been made with these esters, and no generalizations are therefore possible. Unlike other β -ketonic esters, diethyl oxalacetate either does not condense or gives poor yields with certain *meta*-substituted phenols but does react more satisfactorily with certain *para*-substituted phenols; resorcinol and *m*-cresol give poor yields of coumarins, and orcinol and pyrogallol give no products. Hydroquinone, however, yields the ester of coumarin-4-carboxylic acid.

Several cyclic β -ketonic esters like ethyl cyclopentanone-2-carboxylate^{36, 48, 91} and its 4-methyl homolog,^{48, 91, 92} ethyl cyclohexanone-2-carboxylate^{9, 48, 93, 94, 95} and its 4-,^{10, 36, 93, 96, 97} 5-,^{9, 10, 38, 93, 96, 97} and 6-^{93, 97} methyl homologs, ethyl 3,5-dimethyl-,⁹⁸ ethyl 4,5-dimethyl-,⁹⁸ and ethyl 5,5-dimethyl-cyclohexanone-2-carboxylate,⁹⁸ ethyl cycloheptanone-2-carboxylate,⁹⁸ and ethyl *trans*- β -decalone-3-carboxylate^{96, 97} have

⁸³ Dey and Sankarnarayan, *J. Indian Chem. Soc.*, **11**, 687 (1934).

⁸⁴ Robinson and Turner, *J. Chem. Soc.*, **113**, 874 (1918).

⁸⁵ Appel, Baker, Hagenbach, and Robinson, *J. Chem. Soc.*, **1937**, 738.

⁸⁶ Mitter and Paul, *J. Indian Chem. Soc.*, **8**, 271 (1931).

⁸⁷ Robinson and Rose, *J. Chem. Soc.*, **1933**, 1469.

⁸⁸ Pechmann and Graeger, *Ber.*, **34**, 378 (1901).

⁸⁹ Biginelli, *Gazz. chim. ital.*, **24**, 491 (1894).

⁹⁰ Huntress and Oleson, *J. Am. Chem. Soc.*, **70**, 2831 (1948).

⁹¹ Ahmad and Desai, *Proc. Indian Acad. Sci.*, **5A**, 277 (1937) [*C. A.*, **31**, 5785 (1937)].

⁹² Dieckmann, *Ann.*, **317**, 27 (1901).

⁹³ Adams, Smith, and Loewe, *J. Am. Chem. Soc.*, **63**, 1973 (1941).

⁹⁴ Sen and Basu, *J. Indian Chem. Soc.*, **5**, 467 (1928).

⁹⁵ Adams and Mecorney, *J. Am. Chem. Soc.*, **66**, 802 (1944).

⁹⁶ Chowdhry and Desai, *Proc. Indian Acad. Sci.*, **8A**, 1 (1938) [*C. A.*, **32**, 9065 (1938)].

⁹⁷ Chowdhry and Desai, *Proc. Indian Acad. Sci.*, **8A**, 12 (1938) [*C. A.*, **32**, 9066 (1938)].

⁹⁸ Adams, Loewe, Theobald, and Smith, *J. Am. Chem. Soc.*, **64**, 2653 (1942).

been condensed with phenols in the presence of sulfuric acid or phosphorus oxychloride. Chowdhry and Desai⁹⁷ report that the cyclic β -ketonic esters are more reactive than their open-chain analogs. The sluggishness of ethyl 6-methylcyclohexanone-2-carboxylate as compared with its 4-methyl and 5-methyl analogs may be attributed to the steric hindrance offered by the methyl group in the *ortho* position to the enolic hydroxyl.

Heterocyclic β -ketonic esters like ethyl chroman-3-one-4-carboxylate,⁹⁹ ethyl 8-methoxy-,⁹⁹ ethyl 3-hydroxy-6,7-dimethoxy-,⁹⁹ and ethyl 3-hydroxy-7-methoxy- Δ^3 -chromene-4-carboxylate,⁹⁹ ethyl β -coumaranone-2-carboxylate,¹⁰⁰ ethyl 5-methyl-,¹⁰⁰ 7-methyl-,¹⁰⁰ and 6-methoxy- β -coumaranone-2-carboxylate,¹⁰⁰ and methyl 3-hydroxyindole-2-carboxylate¹⁰⁰ condense with reactive phenols like resorcinol, phloroglucinol, pyrogallol, and 2-isoamylresorcinol in the presence of sulfuric acid and hydrogen chloride with formation of chromeno- and coumarono-coumarins.

Condensing Agents. The role of the condensing agent in the Pechmann reaction is very important. Condensation between a phenol and a β -ketonic ester that is not brought about in the presence of one condensing agent may be brought about by the presence of another. The yields of product with different reagents may vary markedly. Occasionally one reagent will effect the formation of one type of product and a different reagent an entirely different product.

Of the several condensing agents tested in place of sulfuric acid, only phosphorus pentoxide, phosphorus oxychloride, aluminum chloride, and to some extent zinc chloride have yielded results that require discussion.

Sulfuric Acid and Phosphorus Pentoxide. Simonis^{3,4} condensed β -ketonic esters with phenols in the presence of phosphorus pentoxide and reported the formation of chromones exclusively. This conclusion was later found to be incorrect since the condensation product of resorcinol and ethyl α -methylacetoacetate, to which was assigned the structure 7-hydroxy-2,3-dimethylchromone by Simonis and Remmert,⁵ was proved by Robertson and his co-workers¹⁰¹ to be 7-hydroxy-3,4-dimethylcoumarin.

Jacobson and Ghosh condensed various phenols with ethyl α -phenyl- and α -benzyl-acetoacetate and with ethyl α -benzylbenzoylacetate in the presence of sulfuric acid^{102,103,104} and reported the products as chromones.

⁹⁹ Hilton, O'Donell, Reed, Robertson, and Rusby, *J. Chem. Soc.*, **1936**, 423.

¹⁰⁰ King, Holland, Reed, and Robertson, *J. Chem. Soc.*, **1948**, 1673.

¹⁰¹ Canter, Curd, and Robertson, *J. Chem. Soc.*, **1931**, 1255.

¹⁰² Jacobson and Ghosh, *J. Chem. Soc.*, **107**, 424 (1915).

¹⁰³ Jacobson and Ghosh, *J. Chem. Soc.*, **107**, 959 (1915).

¹⁰⁴ Jacobson and Ghosh, *J. Chem. Soc.*, **107**, 1051 (1915).

This was due to erroneous interpretation of the results of hydrolysis of the condensation products. Baker^{105,106} proved that in the reactions described by Jacobson and Ghosh only coumarins resulted.

An extensive study of the two condensing agents sulfuric acid and phosphorus pentoxide has been made, especially by Robertson^{13,107,108} and Chakravarti^{33,109} and their co-workers. From the results obtained so far the following generalizations can be made.

1. When sulfuric acid is used as a condensing agent a coumarin is almost always formed. However, β -naphthol and ethyl acetoacetate in the presence of sulfuric acid yield a mixture of a coumarin and a chromone in which the coumarin preponderates.¹¹⁰ From 4-chloro-3,5-dimethylphenol and ethyl acetoacetate a chromone is formed exclusively.⁹⁵

2. Phenols like resorcinol, pyrogallol, phloroglucinol, orcinol, and α -naphthol that react readily in the presence of sulfuric acid also give coumarins when phosphorus pentoxide is used as the condensing agent.

3. Phenols that do not form coumarins at all or form them in poor yields with sulfuric acid generally give chromones in the presence of phosphorus pentoxide. Thus phenol,⁵ *o*-cresol,⁴ halogenated¹¹¹ and nitro phenols,²⁹ halogenated and nitro cresols,⁶⁹ *p*-xylenol,¹¹² and β -naphthol,¹¹⁰ which either do not condense in the presence of sulfuric acid or condense with difficulty, are found to give chromones in the presence of phosphorus pentoxide. Some phenols like catechol, for example, do not condense in the presence of either sulfuric acid or phosphorus pentoxide.

4. With phosphorus pentoxide, chromone formation is favored from β -ketonic esters with an α -alkyl substituent. If the substituent is large, the condensation may be retarded or completely inhibited. *m*-Cresol and *p*-cresol with ethyl acetoacetate in the presence of phosphorus pentoxide give the coumarins,^{13,113} but with ethyl α -methyl- and α -ethylacetoacetate they give chromones.^{3,13,113} Similar results are obtained with 4-chloro- and 4-bromo- α -naphthol.⁶¹

Phosphorus Oxychloride. When Naik, Desai, and Desai⁷⁰ found that α -naphthol did not condense with ethyl α -benzylacetoacetate in the presence of sulfuric acid they tried phosphorus oxychloride as condensing agent and succeeded in bringing about a reaction. Since then phosphorus oxychloride has been used frequently and in certain cases

¹⁰⁵ Baker, *J. Chem. Soc.*, **127**, 2349 (1925).

¹⁰⁶ Baker and Robinson, *J. Chem. Soc.*, **127**, 1981 (1925).

¹⁰⁷ Canter, Martin, and Robertson, *J. Chem. Soc.*, **1931**, 1877.

¹⁰⁸ Robertson, Sandrock, and Hendry, *J. Chem. Soc.*, **1931**, 2426.

¹⁰⁹ Chakravarti, *J. Indian Chem. Soc.*, **8**, 129 (1931).

¹¹⁰ Dey and Lakshminarayan, *J. Indian Chem. Soc.*, **9**, 149 (1932).

¹¹¹ Simonis and Schumann, *Ber.*, **50**, 1142 (1917).

¹¹² Goodall and Robertson, *J. Chem. Soc.*, **1936**, 426.

¹¹³ Robertson and Sandrock, *J. Chem. Soc.*, **1932**, 1180.

successfully where sulfuric acid has failed. 4-Acylresorcinols and galacetophenone do not condense with ethyl acetoacetate in the presence of sulfuric acid but condense readily in the presence of phosphorus oxychloride to give 6-acylcoumarins.¹² Ethyl 6-methylcyclohexanone-2-carboxylate fails to react with phenols in the presence of sulfuric acid but condenses in the presence of phosphorus oxychloride to give the expected coumarin derivatives.⁹⁷

Phosphorus oxychloride frequently gives better yields than sulfuric acid. The condensations of resorcinol, pyrogallol, orcinol, and α -naphthol with diethyl acetosuccinate,³⁴ the condensations of 4-ethyl- and 4-propyl-resorcinol with ethyl α -(α -hydroxy- β , β , β -trichloroethyl)acetoacetate,⁷⁴ and the condensation of orcinol with ethyl cyclohexanone-2-carboxylate¹⁰ may be cited as examples.

Although in general phosphorus oxychloride gives the same products as sulfuric acid, the possibility of chromone formation is not precluded. 2-Hydroxy-*p*-xylene gives rise to chromones on condensation with ethyl α -alkylacetoacetates and ethyl benzoylacetate in the presence of phosphorus oxychloride.¹¹² 4-Hydroxy-*m*-xylene with ethyl acetoacetate gives 4,6,8-trimethylcoumarin but with ethyl α -methyl- and α -ethyl-acetoacetate yields 2,3,6,8-tetramethyl- and 2,6,8-trimethyl-3-ethyl-chromone, respectively.¹¹² These are the only instances known of chromone formation in the presence of phosphorus oxychloride. Phosphorus pentoxide gives chromones in each of these reactions.

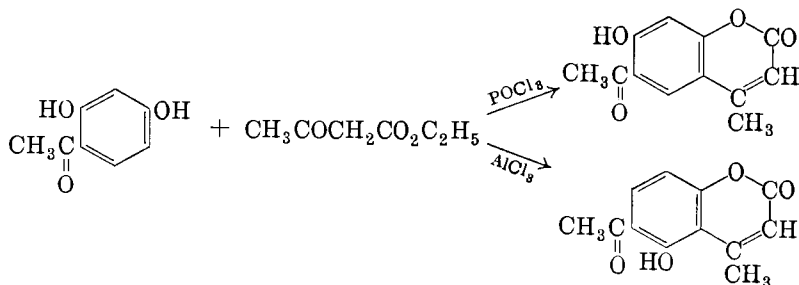
Anhydrous Aluminum Chloride. In exploring the use of other condensing agents for the Pechmann reaction, Sethna, Shah, and Shah⁵³ found that anhydrous aluminum chloride dissolved in dry ether or more generally in dry nitrobenzene not only proved to be an efficient condensing agent but also changed the course of some reactions. If the 4 position in resorcinol is occupied by groups such as carboxyl, carbomethoxyl, acyl, or nitro, the condensation instead of giving the 7-hydroxycoumarins gives either exclusively, or mainly, 5-hydroxycoumarin derivatives. These cannot be prepared or can be prepared only with difficulty by any other procedure.

Resacetophenone and other 4-acylresorcinols that do not condense with β -ketonic esters in the presence of sulfuric acid and that give 7-hydroxy-6-acylcoumarins in the presence of phosphorus oxychloride yield 5-hydroxy-6-acylcoumarins in the presence of anhydrous aluminum chloride.^{17, 53, 114, 115} The condensation of resacetophenone with ethyl α -methylacetoacetate, which cannot be effected by phosphorus oxychloride, takes place with ethyl α -methyl- and α -ethyl-acetoacetate in

¹¹⁴ Deliwala and Shah, *J. Chem. Soc.*, **1939**, 1250.

¹¹⁵ Chudgar and Shah, *J. Indian Chem. Soc.*, **21**, 175 (1944).

the presence of aluminum chloride.¹¹⁶ 2-Acetylresorcinol and ethyl acetoacetate give the same coumarin and in better yield than with sulfuric acid.¹⁷ *o*-Hydroxyacetophenone, gallacetophenone, quinacetophenone, and resacetophenone with nitro, carbomethoxyl, or aceto substituents, however, do not react with ethyl acetoacetate in the presence of aluminum chloride.^{17, 117}



4-Nitroresorcinol with ethyl acetoacetate in the presence of sulfuric acid yields 7-hydroxy-4-methyl-6-nitrocoumarin,⁴⁴ but in the presence of anhydrous aluminum chloride gives 5-hydroxy-4-methyl-6-nitrocoumarin.¹¹⁸

Methyl β -resorcyate, which condenses with ethyl acetoacetate in the presence of sulfuric acid with formation exclusively of 7-hydroxycoumarin,⁴⁵ condenses in the presence of aluminum chloride to give mainly the 5-hydroxycoumarin ester and a small quantity of the 7-hydroxy isomer.⁵³

With simple phenols the same coumarins are obtained as with sulfuric acid. The yields are higher in some cases and lower in others. Phenol is converted to 4-methylcoumarin in 3% yield on condensation with ethyl acetoacetate in the presence of sulfuric acid,²⁴ but the same coumarin is obtained in 40–55% yield in the presence of aluminum chloride.¹¹⁹

In the condensation of methyl β -resorcyate with ethyl acetoacetate in the presence of zinc chloride,⁵³ in the condensation of β -resorcylic acid with malic acid in the presence of sulfuric acid,¹²⁰ and in the condensation of resacetophenone with ethyl acetoacetate in the presence of phosphorus oxychloride,¹² 5-hydroxycoumarin derivatives have also been isolated in very poor yields, the main products being the 7-hydroxycoumarin derivatives.

¹¹⁶ Deliwala and Shah, *Proc. Indian Acad. Sci.*, **17A**, 7 (1943) [*C. A.*, **37**, 4379 (1943)].

¹¹⁷ Deliwala and Shah, *Proc. Indian Acad. Sci.*, **13A**, 352 (1941) [*C. A.*, **35**, 7959 (1941)].

¹¹⁸ Parekh and Shah, *J. Indian Chem. Soc.*, **19**, 339 (1942).

¹¹⁹ Woodruff, *Org. Syntheses*, **24**, 69 (1944).

¹²⁰ Kumar, Ram, and Ray, *J. Indian Chem. Soc.*, **23**, 365 (1946).

Zinc Chloride. Zinc chloride has been employed to a very limited extent as a condensing agent.^{32, 121, 122} It does not appear to be superior to phosphorus oxychloride. Generally, the same coumarins are obtained as with sulfuric acid. From methyl β -resorcyate and ethyl acetoacetate in the presence of zinc chloride as the condensing agent, the 7-hydroxycoumarin is the main product with a very small quantity of the 5-hydroxycoumarin.⁵³

Hydrogen Chloride.^{62, 79, 85, 99, 100, 123} The advantages of hydrogen chloride as a condensing agent lie in the avoidance of sulfonation of aromatic nuclei, prevention of saponification of the β -ketonic ester, improved yields, and purer products. However, when little or no reaction can be effected with sulfuric acid, as in the case of phenol, β -naphthol, and quinol, hydrogen chloride also gives negative results. In the condensation of ethyl α -allylacetoacetate with phenols a molecule of hydrogen chloride adds at the double bond and, instead of 3-allylcoumarins, 3, β -chloropropylcoumarins are obtained.^{70, 124} A combination of zinc chloride and hydrogen chloride has been used to advantage^{125, 126} in some condensations, especially in those where the other condensing agents give indifferent results. Thus ω -chlororesacetophenone, which did not condense with diethyl oxalacetate in the presence of sulfuric acid or phosphorus pentoxide, did condense in the presence of zinc chloride and dry hydrogen chloride to give β -carbethoxy-6-chloroaceto-7-hydroxycoumarin.¹²⁶

Other Condensing Agents. Like hydrogen chloride, phosphoric acid¹²⁷ is also an effective condensing agent and does not give colored products, but it generally fails to promote condensation where sulfuric acid fails. Other condensing agents that have been reported are sodium ethoxide,¹²⁷ boric anhydride,¹²⁷ sodium acetate,¹²⁷ ferric chloride,¹²⁸ stannic chloride,¹²⁸ titanium chloride,¹²⁸ and thionyl chloride.¹²⁹ In the few condensations that have been tried with these reagents, most of them with simple phenols, the same coumarins are obtained as with sulfuric acid. The meager data available do not justify any conclusions regarding their efficacy.

¹²¹ Pechmann and Schwarz, *Ber.*, **32**, 3699 (1899).

¹²² Pechmann and Schaal, *Ber.*, **32**, 3690 (1899).

¹²³ Appel, *J. Chem. Soc.*, **1935**, 1031.

¹²⁴ Ahmad and Desai, *J. Univ. Bombay*, **6** (pt. 2), 89 (1937) [*C. A.*, **32**, 4561 (1938)].

¹²⁵ Borsche and Niemann, *Ber.*, **62**, 2043 (1929).

¹²⁶ Gaind, Gupta, Ray, and Sareen, *J. Indian Chem. Soc.*, **23**, 370 (1946).

¹²⁷ Chakravarti, *J. Indian Chem. Soc.*, **12**, 536 (1935).

¹²⁸ Horii, *J. Pharm. Soc. Japan*, **59**, 201 (1939) [*C. A.*, **33**, 4973 (1939)].

¹²⁹ Dixit, Kankudti, and Mulay, *J. Indian Chem. Soc.*, **22**, 207 (1945).

EXPERIMENTAL CONDITIONS AND PROCEDURES

The experimental conditions depend on the condensing agent used and are discussed under separate headings. The reaction between certain phenols, especially nitrophenols, and the β -ketonic ester may be violent.¹³⁰ Initial heating wherever necessary should therefore be gradual.

The ethyl α -alkylacetoacetates may contain ethyl acetoacetate as an impurity. They must be carefully purified, since phenols condense very readily with ethyl acetoacetate and a mixture of coumarins may result from which a pure product may be difficult to isolate. Ethyl acetoacetate may be removed from the α -alkyl derivatives by washing with 3% sodium hydroxide solution. The washed product is then distilled.⁴⁷ This method is more satisfactory than fractional distillation under reduced pressure, especially for ethyl α -methyl- and α -ethyl-acetoacetate contaminated with ethyl acetoacetate.

Sulfuric Acid as Condensing Agent

Concentrated sulfuric acid is generally used as the condensing agent. However, 73–80% sulfuric acid is sometimes preferable as it will decrease the tendency to sulfonation. The addition of the sulfuric acid to the mixture of phenol and β -ketonic ester should be gradual, preferably with cooling, since sufficient heat may be evolved to char the product. The reaction mixture is allowed to stand overnight or for a number of days, depending on the reactivities of the phenol and the β -ketonic ester used. After the required period the reaction mixture is added slowly to cold water or crushed ice and the coumarin is precipitated. Sometimes, after the addition of sulfuric acid to the mixture of phenol and β -ketonic ester, the reaction mixture may be heated on a steam bath for some time, and then left at room temperature for one or more days. Reactions are also described in which heating on the steam bath is started immediately and continued for three to four hours, after which the reaction mixture is cooled and added to ice water. Condensations that proceed with difficulty, such as those of phenols with malic acid, are usually carried out at temperatures up to 150°. 6-Methylcoumarin was synthesized best by mixing the cresol and sulfuric acid, maintaining the mixture in a bath at 135°, and introducing the malic acid slowly.¹³¹ The yield is generally low when heating is required, since a portion of the product may be sulfonated.

7-Hydroxycoumarin.⁸ An intimate mixture of 3 g. of resorcinol, 2.46 g. of malic acid, and 6.1 ml. of concentrated sulfuric acid, after

¹³⁰ Chakravarti, *J. Indian Chem. Soc.*, **9**, 25 (1932).

¹³¹ Bailey and Boettner, *J. Ind. Eng. Chem.*, **13**, 905 (1921).

being heated in an oil bath at 120° until the effervescence ceases (one hour), is cooled and treated with excess of crushed ice. The precipitated coumarin is purified by repeated crystallization from dilute ethanol (decolorizing carbon), from which it separates as pale pink prisms, m.p. 227–228°; yield 43%. The crude product can be conveniently decolorized by passing a stream of sulfur dioxide into a warm ethanolic solution.

The success of the method, according to Dey, Rao, and Seshadri,¹²² depends primarily on the regulation of the heating. It should be stopped precisely at the moment the mixture becomes clear.

7-Hydroxy-4-methylcoumarin.¹³³ The preparation of this coumarin from resorcinol and ethyl acetoacetate with concentrated sulfuric acid as the condensing agent has been described in *Organic Syntheses*. The yield is 82–90%.

6,7-Dihydroxy-4-methylcoumarin.⁶⁰ The preparation of this coumarin from 1,2,4-triacetoxybenzene and ethyl acetoacetate in the presence of 75% sulfuric acid has been described in *Organic Syntheses*. The yield is 92%.

Phosphorus Pentoxide as Condensing Agent

The condensation may be carried out in the presence of this agent either in the cold if the phenol is very reactive or by heating the reaction mixture if the phenol is less reactive. The initial reaction is very vigorous, and external cooling is essential. It has been observed that the addition of a little absolute ethanol is advantageous.³³

5-Hydroxy-4,7-dimethylcoumarin.³³ To a mixture of 5 g. of orcinol and 5 g. of ethyl acetoacetate cooled in ice, 18 g. of phosphorus pentoxide is added gradually. A vigorous reaction takes place with evolution of much heat. When the reaction ceases, the cold mass is treated with water. The precipitate is washed with water and crystallized from dilute ethanol (decolorizing carbon). It forms colorless needles, m.p. 248°.

2,5-Dimethyl-3-ethylchromone.¹³ The vigorous reaction between 20 g. of *m*-cresol, 5 g. of ethyl α -ethylacetoacetate, and 20 g. of phosphorus pentoxide is controlled by agitation and occasional cooling in tap water. Then a further 10 g. of *m*-cresol and 20 g. of the pentoxide are added. The mixture is heated at 140° in an oil bath for fifteen minutes and then on the steam bath for one hour. An aqueous solution of the dark-colored product is made basic with sodium hydroxide and extracted with ether. After the evaporation of the solvent the extract is distilled under reduced pressure and the main fraction, b.p. 170–190°/20 mm., is mixed with an equal volume of light petroleum ether. 2,5-Di-

¹²² Dey, Rao, and Seshadri, *J. Indian Chem. Soc.*, **11**, 746 (1934).

¹³³ Russell and Frye, *Org. Syntheses*, **21**, 22 (1941).

methyl-3-ethylchromone, which gradually crystallizes, is separated; and, after the removal of the solvent, the mother liquor is distilled in a vacuum. When the distillate is mixed with petroleum ether a further quantity of the solid is obtained. On recrystallization from the same solvent, the chromone forms thick, pointed prisms, m.p. 86°; yield, 1 g.

Phosphorus Oxychloride as Condensing Agent

Dry benzene or toluene is generally the solvent when phosphorus oxychloride is used as condensing agent. The reaction mixture is usually heated for a few hours on a steam bath.

7-Hydroxy-4-methyl-6-acetylcoumarin and 5-Hydroxy-4-methyl-6-acetylcoumarin.¹² A mixture of 8 g. of resacetophenone, 6 g. of ethyl acetoacetate, 2 ml. of phosphorus oxychloride, and 20 ml. of dry benzene protected from moisture is heated on a steam bath for five hours, when the evolution of hydrogen chloride ceases. After the benzene solution is poured off, the residue is extracted with two portions of 20 ml. of benzene and the solvent is removed by distillation from the combined extracts. The residue obtained from the benzene extracts is recrystallized from ethanol, and pure crystals of 7-hydroxy-4-methyl-6-acetylcoumarin, m.p. 212°, are obtained. The yield is 40%. Concentration of the ethanolic mother liquor gives a second crop of lower purity. The residue left after the removal of the solvent is repeatedly extracted with petroleum ether (b.p. 60–80°). Upon cooling, crystals deposit which on recrystallization from ethanol yield 5-hydroxy-4-methyl-6-acetylcoumarin, m.p. 164–165°.

1-Hydroxy-3-methyl-7,8,9,10-tetrahydro-6-dibenzopyrone.¹⁰ A solution of 6.2 g. of orcinol, 11 g. of ethyl cyclohexanone-2-carboxylate, and 4.6 ml. of phosphorus oxychloride in 45 ml. of dry benzene in an all-glass apparatus and protected from moisture is refluxed for three hours on the steam bath. The solution rapidly turns deep red, and at the end of one hour a crystalline precipitate begins to separate. Two volumes of water are added; the mixture is well shaken to destroy the phosphorus oxychloride and then cooled. Most of the product crystallizes and is obtained by filtration of the benzene-water mixture. Additional material is obtained by separation and evaporation of the benzene layer. Purification is effected by recrystallization from ethanol, m.p. 243–245°; yield, 7.6 g. (66%).

Anhydrous Aluminum Chloride as Condensing Agent

Anhydrous aluminum chloride can be used as the condensing agent either without added solvent or dissolved in dry ether or dry nitrobenzene. The best results have been reported with nitrobenzene. The

aluminum chloride is dissolved in dry, preferably freshly distilled nitrobenzene, by warming in a flask protected from moisture. This solution is added to the solution of the phenol and the β -ketonic ester in dry nitrobenzene. The reaction mixture is heated in an oil bath between 120° and 140° for an hour or two, when the evolution of hydrogen chloride almost ceases. At the end of that period the reaction mixture is cooled and the unused aluminum chloride is decomposed by the addition of ice and concentrated hydrochloric acid. The nitrobenzene is removed by steam distillation. The product remains behind. It is generally found that two moles of aluminum chloride per mole of the phenol give the best yield; more or less aluminum chloride than this quantity may decrease the yield.^{58, 114} Pure anhydrous aluminum chloride dissolves in ether and nitrobenzene without leaving a residue.

Methyl 5,7-Dihydroxy-4-methylcoumarin-6 (or 8)-carboxylate.⁵⁹ Two grams of methyl phloroglucinolcarboxylate and 1.5 g. of ethyl acetoacetate are dissolved in a minimum quantity of dry ether. To this solution 3.5 g. of anhydrous aluminum chloride in 15 ml. of dry ether is added. The ether is allowed to evaporate gradually by heating the flask on a warm water bath, and the resulting homogeneous mass is heated in an oil bath between 120° and 125° for an hour until the evolution of hydrogen chloride is negligible. After cooling, dilute hydrochloric acid and ice are added. The product is purified by crystallization from ethanol. It forms clusters of tiny needles, m.p. 230–231°; yield, 1.2 g.

5-Hydroxy-4-methyl-6-propionylcoumarin.¹¹⁴ A solution of 4.2 g. (1 mole) of anhydrous respropionophenone and 3.25 g. (1 mole) of ethyl acetoacetate in dry nitrobenzene is added to a solution of 6.7 g. (2 moles) of anhydrous aluminum chloride in 35 ml. of dry nitrobenzene. The mixture, protected from moisture, is heated at 120–130° until evolution of hydrogen chloride is negligible, which takes about an hour. It is then cooled, ice and 15 ml. of concentrated hydrochloric acid are added, and the nitrobenzene is steam-distilled. The brown residue is collected, decolorized by washing with a small quantity of ethanol, and crystallized from ethanol. It forms fine, silky needles, m.p. 164–165°; yield, 2 g.

Hydrogen Chloride as Condensing Agent

A solution of the phenol and the β -ketonic ester either in glacial acetic acid or in absolute ethanol⁶⁵ is saturated with hydrogen chloride while being cooled with ice water, and the reaction mixture is kept in a well-stoppered flask overnight. It is then poured into water directly or after heating for some time on a steam bath. The coumarin precipitates.

7-Hydroxy-5'-methylcoumarono-(2',3',3,4)-coumarin.¹⁰⁰ When a solution of 1 g. of ethyl 5-methyl- β -coumaranone-2-carboxylate and 1 g. of

resorcinol in methanol is saturated slowly at room temperature with hydrogen chloride a yellow solid gradually separates. After two days the mixture is heated on the steam bath for half an hour, then cooled, and the resulting coumarin is collected, washed, and crystallized from ethanol, m.p. above 300°; yield, 0.6 g.

Zinc Chloride as Condensing Agent

The condensation in the presence of zinc chloride may be carried out either with ethanol as solvent or without a solvent. Heating is essential, the period dependent on the reactivities of the phenol and the β -ketonic ester.

Ethyl 7-Dimethylaminocoumarin-4-acetate.¹³⁴ A mixture of 7 g. of distilled diethyl acetonedicarboxylate, 5 g. of *m*-dimethylaminophenol, 6 g. of powdered anhydrous zinc chloride, and 20 ml. of absolute ethanol is heated in a paraffin bath with refluxing for twelve hours. The resulting strongly fluorescent liquid, which deposits a small amount of a viscid solid on cooling, is poured into 400 ml. of cold water containing a little hydrochloric acid. A dark oil is precipitated, which, after it has been washed with water containing dilute hydrochloric acid and permitted to stand in contact with ethanol, solidifies slowly to a crystalline cake. The solid is crystallized first from a mixture of benzene and petroleum ether and then from absolute ethanol (decolorizing carbon). The product forms slender, colorless prisms, m.p. 133°. The yield is poor.

TABULAR SURVEY OF THE PECHMANN REACTION

All the condensations of malic acid and β -ketonic esters with phenols and miscellaneous compounds which, in the presence of various condensing agents, have resulted in the formation of either coumarins or chromones have been listed. The literature survey is complete to January, 1949.

The condensations with monohydric phenols are listed in Table I, with dihydric phenols in Table II, with trihydric phenols in Table III, with naphthols in Table IV, and with miscellaneous compounds in Table V.

The condensations with phenol itself are followed by those with monosubstituted phenols with the substituents in the following order: halogens, nitro, amino, alkyl groups in the order of increasing complexity, carboxyl and carbomethoxyl, and acyl. Then are listed the condensations with disubstituted phenols with the substituents in the same

¹³⁴ Dey, *J. Chem. Soc.*, **107**, 1643 (1915).

order. The order of the acids or the esters is as follows: malic acid, ethyl acetoacetate, ethyl α -substituted acetoacetates with the α substituents in the order: chloro, bromo, methyl, ethyl, propyl and other alkyl groups, allyl, α -hydroxy- β,β,β -trichloroethyl, phenyl, benzyl, *o*-carboxybenzyl; then esters with more complex substituents in the α position like ethyl benzoylacetate, diethyl acetoglutarate, ethyl diacetylacetate, diethyl acetosuccinate, and ethyl phthalylacetate. Next in order are β -ketonic esters with groups other than methyl in the γ position, like diethyl acetonedicarboxylate, ethyl butyrate, ethyl benzoylacetate, ethyl γ -phenylacetate, ethyl veratroylacetate, diethyl veratroylsuccinate, and diethyl oxalacetate. The next listing is of cyclic β -ketonic esters: ethyl cyclopentanone-2-carboxylate and its 4-methyl homolog, ethyl cyclohexanone-2-carboxylate and its 4-, 5-, and 6-methyl homologs, and ethyl *trans*- β -decalone-3-carboxylate. Finally the condensations with β -ketonic esters containing heterocyclic rings, like ethyl β -coumaranone-2-carboxylate and its derivatives, ethyl 3-hydroxychromene-4-carboxylate and its derivatives, and methyl 3-hydroxyindole-2-carboxylate are listed.

When a phenol is condensed with the same β -ketonic ester in the presence of different condensing agents, the order of the condensing agents is given as follows: sulfuric acid, phosphorus pentoxide, phosphoric acid, phosphorus oxychloride, aluminum chloride, zinc chloride, hydrogen chloride, ferric chloride, stannic chloride, titanium chloride, sodium ethoxide, sodium acetate, and boric anhydride.

The original names of the condensation products are retained as far as possible in order to avoid confusion. Where different workers have assigned different names to the same product, the name which seems most rational is given. Yields are listed whenever they were given in the original papers.

Note on the Condensation of Acetonedicarboxylic Acid with Phenols.

In the condensation of acetonedicarboxylic acid or its ester with phenols, other products such as β -arylglutaconic acids,^{135, 136, 137} β,β -diarylglutaric acids or their anhydrides^{138, 139} or dilactones,¹²⁹ β,β -diarylbutyric acids,¹⁴⁰ and hydrindenylidene acetic acids¹⁴¹ may be formed instead of or along with the coumarins. Only condensations in which coumarin derivatives are formed are listed in the tables, but if any other product is formed with the coumarin derivative it is included.

¹³⁵ Limaye and Bhawe, *J. Indian Chem. Soc.*, **8**, 137 (1931).

¹³⁶ Dixit, *J. Indian Chem. Soc.*, **8**, 787 (1931).

¹³⁷ Gogte, *Proc. Indian Acad. Sci.*, **1A**, 48 (1934) [*C. A.*, **29**, 1795 (1935)].

¹³⁸ Dixit and Gokhale, *J. Univ. Bombay*, **3** (pt. 2), 95 (1934) [*C. A.*, **29**, 4753 (1935)].

¹³⁹ Gogte, *Proc. Indian Acad. Sci.*, **5A**, 535 (1937) [*C. A.*, **32**, 5388 (1938)].

¹⁴⁰ Bokil and Vyas, *Rasayanam*, **1**, 198 (1939) [*C. A.*, **34**, 5068 (1940)].

¹⁴¹ Limaye and Gogte, *J. Univ. Bombay*, **3** (pt. 2), 135 (1934) [*C. A.*, **29**, 4751 (1935)].

TABLE I
CONDENSATIONS WITH MONOHYDRIC PHENOLS

Phenol	Acid or Ester	Condensing Agent	Product	Yield %	Reference
Phenol	Malic acid	H ₂ SO ₄ (73% & coned.)	Coumarin	Poor	1, 142
	α -Methylmalic acid	H ₂ SO ₄ (73%)	3-Methylcoumarin	—	142
	Ethyl α -methylformylacetate	P ₂ O ₅	3-Methylchromone	Low	143
	Ethyl acetoacetate	H ₂ SO ₄	4-Methylcoumarin	3	2, 24
	Ethyl acetoacetate	H ₂ SO ₄ (73%)	4-Methylcoumarin	21	144
	Ethyl sodioacetoacetate	P ₂ O ₅	2-Methylchromone	2	5
	Ethyl acetoacetate	AlCl ₃	4-Methylcoumarin	40-55	119
	Ethyl α -methylacetoacetate	H ₂ SO ₄ (73%)	3,4-Dimethylcoumarin	—	144
	Ethyl α -methylacetoacetate	P ₂ O ₅	2,3-Dimethylchromone	25	3
	Ethyl α -ethylacetoacetate	P ₂ O ₅	2-Methyl-3-ethylchromone	—	4
	Acetonediacarboxylic acid	H ₂ SO ₄	Coumarin-4-acetic acid	12	138
			2-Hydroxyphenylglutaconic anhydride	—	
	Citric acid	H ₂ SO ₄	Coumarin-4-acetic acid	7	145
	Diethyl oxalacetate	H ₂ SO ₄	Ethyl coumarin-4-carboxylate	—	24
	Diethyl oxalochloroacetate	H ₂ SO ₄	Ethyl 3-chlorocoumarin-4-carboxylate	15	90
	Diethyl oxalobromoacetate	H ₂ SO ₄	Ethyl 3-bromocoumarin-4-carboxylate	15	90
	Ethyl cyclopentanone-2-carboxylate	H ₂ SO ₄	Cyclopenteno-(1',2',4,3)-coumarin	5	91
	Ethyl cyclopentanone-2-carboxylate	P ₂ O ₅	Cyclopenteno-(1',2',2,3)-chromone	—	11
<i>o</i> -Chlorophenol	Ethyl α -methylacetoacetate	P ₂ O ₅	8-Chloro-2,3-dimethylchromone	27	111
	Ethyl α -ethylacetoacetate	P ₂ O ₅	8-Chloro-2-methyl-3-ethylchromone	—	111
	Ethyl α -propylacetoacetate	P ₂ O ₅	8-Chloro-2-methyl-3-propylchromone	30	130
	Ethyl α -isopropylacetoacetate	P ₂ O ₅	8-Chloro-2-methyl-3-isopropylchromone	—	130
<i>o</i> -Bromophenol	Ethyl α -methylacetoacetate	P ₂ O ₅	8-Bromo-2,3-dimethylchromone	17	111, 130
	Ethyl α -ethylacetoacetate	P ₂ O ₅	8-Bromo-2-methyl-3-ethylchromone	23	111
	Ethyl α -propylacetoacetate	P ₂ O ₅	8-Bromo-2-methyl-3-propylchromone	—	130
<i>m</i> -Chlorophenol	Malic acid	H ₂ SO ₄	7-Chlorocoumarin	4	25
	Ethyl acetoacetate	H ₂ SO ₄	7-Chloro-4 methylcoumarin	6	25
	Ethyl α -methylacetoacetate	P ₂ O ₅	7-Chloro-2,3-dimethylchromone	23	111
	Ethyl α -ethylacetoacetate	P ₂ O ₅	5 (or 7)-Chloro-2-methyl-3-ethylchromone	20	111
<i>m</i> -Bromophenol	Ethyl α -methylacetoacetate	P ₂ O ₅	5-Bromo-2,3-dimethylchromone (7-bromo isomer also formed but not isolated)	22	111
	Ethyl α -ethylacetoacetate	P ₂ O ₅	5 (or 7)-Bromo-2-methyl-3-ethylchromone	20	111
<i>p</i> -Chlorophenol	Malic acid	H ₂ SO ₄	6-Chlorocoumarin	3	25
	Ethyl acetoacetate	H ₂ SO ₄	6-Chloro-4 methylcoumarin	3	25
	Ethyl α -methylacetoacetate	P ₂ O ₅	6-Chloro-2,3-dimethylchromone	17	111, 130
	Ethyl α -ethylacetoacetate	P ₂ O ₅	6-Chloro-2-methyl-3-ethylchromone	—	111
	Ethyl α -propylacetoacetate	P ₂ O ₅	6-Chloro-2-methyl-3-propylchromone	—	130
	Ethyl α -isopropylacetoacetate	P ₂ O ₅	6-Chloro-2-methyl-3-isopropylchromone	—	130
	Diethyl acetonediacarboxylate	H ₂ SO ₄	Ethyl 6-chlorocoumarin-4-acetate	<6	26
	Diethyl oxalacetate	H ₂ SO ₄	Ethyl 6-chlorocoumarin-4-carboxylate	—	26
	Ethyl cyclopentanone-2-carboxylate	P ₂ O ₅	6-Chloro-2,3-dihydropentachromone	Poor	146
<i>p</i> -Bromophenol	Ethyl acetoacetate	H ₂ SO ₄ (73%)	6-Bromo-4 methylcoumarin	—	144
	Ethyl α -methylacetoacetate	P ₂ O ₅	6-Bromo-2,3-dimethylchromone	—	111
	Ethyl α -ethylacetoacetate	P ₂ O ₅	6-Bromo-2-methyl-3-ethylchromone	16	111

Note: References 142-244 are listed on pp. 57-58.

TABLE I—*Continued*
 CONDENSATIONS WITH MONOHYDRIC PHENOLS

Phenol	Acid or Ester	Condensing Agent	Product	Yield %	Reference
<i>m</i> -Nitrophenol	Ethyl α -methylacetoacetate	P ₂ O ₅	7-Nitro-2,3-dimethylchromone	—	29
	Ethyl α -ethylacetoacetate	P ₂ O ₅	7-Nitro-2-methyl-3-ethylchromone	—	29
	Ethyl α -propylacetoacetate	P ₂ O ₅	7-Nitro-2-methyl-3-propylchromone	—	29
	Ethyl α -isopropylacetoacetate	P ₂ O ₅	7-Nitro-2-methyl-3-isopropylchromone	—	29
	Ethyl α -isobutylacetoacetate	P ₂ O ₅	7-Nitro-2-methyl-3-isobutylchromone	—	29
<i>p</i> -Nitrophenol	Ethyl α -methylacetoacetate	P ₂ O ₅	6-Nitro-2,3-dimethylchromone	—	29
	Ethyl α -ethylacetoacetate	P ₂ O ₅	6-Nitro-2-methyl-3-ethylchromone	—	29
	Ethyl α -propylacetoacetate	P ₂ O ₅	6-Nitro-2-methyl-3-propylchromone	—	29
	Ethyl α -isobutylacetoacetate	P ₂ O ₅	6-Nitro-2-methyl-3-isobutylchromone	—	29
	Ethyl acetoacetate	ZnCl ₂	7-Amino-4-methylcoumarin with varying proportions of 7(?)-hydroxy-lepidone, 7(?)-hydroxy-2,4,4-trimethyl-3,4-dihydroquinoline, and 4,6,8,8-tetramethyl-6,7-dihydroquinocoumarin	12-16	121
<i>m</i> -Methylamino-phenol	Ethyl acetoacetate	ZnCl ₂	7-Methylamino-4-methylcoumarin	65	147
<i>m</i> -Dimethylamino-phenol	Ethyl acetoacetate	ZnCl ₂	7-Dimethylamino-4-methylcoumarin	70-75	122
	Ethyl α -ethylacetoacetate	ZnCl ₂	7-Dimethylamino-3-ethyl-4-methylcoumarin	—	122
	Diethyl acetonedicarboxylate	ZnCl ₂	Ethyl 7-dimethylaminocoumarin-4-acetate	—	26
<i>m</i> -Diethylamino-phenol	Ethyl acetoacetate	ZnCl ₂	7-Diethylamino-4-methylcoumarin	—	122
<i>o</i> -Cresol	Ethyl acetoacetate	P ₂ O ₅	2,8-Dimethylchromone	8	4
	Ethyl α -methylacetoacetate	P ₂ O ₅	2,3,8-Trimethylchromone	40	4
	Ethyl α -ethylacetoacetate	P ₂ O ₅	2,8-Dimethyl-3-ethylchromone	—	130
	Acetonedicarboxylic acid	H ₂ SO ₄	8-Methylcoumarin-4-acetic acid	25	138
			β -2-Hydroxy-3-methylphenylglutaconic anhydride	—	—
<i>m</i> -Cresol	Diethyl acetonedicarboxylate	H ₂ SO ₄	Ethyl 8-methylcoumarin-4-acetate	—	26
	Malic acid	H ₂ SO ₄	7-Methylcoumarin	27-40	27, 148
	Malic acid	H ₂ SO ₄	7-Methylcoumarin	54	131
		(98%)			
	Ethyl acetoacetate	H ₂ SO ₄	4,7-Dimethylcoumarin *	71	27
	Ethyl acetoacetate	P ₂ O ₅	4,7-Dimethylcoumarin	8	13
	Ethyl α -chloroacetoacetate	H ₂ SO ₄	3-Chloro-4,7-dimethylcoumarin	—	26
	Ethyl α -methylacetoacetate	H ₂ SO ₄	3,4,7-Trimethylcoumarin	40	27
	Ethyl α -methylacetoacetate	P ₂ O ₅	2,3,7-Trimethylchromone	10	3
	Ethyl α -methylacetoacetate	P ₂ O ₅	2,3,5-Trimethylchromone	4	13
			2,3,7-Trimethylchromone (isolated as the styryl derivative)	—	—
	Ethyl α -ethylacetoacetate	H ₂ SO ₄	3-Ethyl-4,7-dimethylcoumarin	—	28
	Ethyl α -ethylacetoacetate	P ₂ O ₅	2,5-Dimethyl-3-ethylchromone	2	13
			2,7-Dimethyl-3-ethylchromone (isolated as the styryl derivative)	—	—
	Ethyl α -allylacetoacetate	H ₂ SO ₄	3-Allyl-4,7-dimethylcoumarin	54	70
Ethyl α -benzylacetoacetate	H ₂ SO ₄	3-Benzyl-4,7-dimethylcoumarin	—	28, 105	
Diethyl acetosuccinate	H ₂ SO ₄	Ethyl 4,7-dimethylcoumarin-3-acetate	25	34, 65	
Diethyl α -acetylglutarate	H ₂ SO ₄	4,7-Dimethylcoumarin-3-propionic acid	20	77	
		(78%)			

Note: References 142-244 are listed on pp. 57-58.

* If the quantity of sulfuric acid employed is less than that given in ref. 27, 4-tolyloxy-4,7-dimethylhydrocoumarin is obtained along with 4,7-dimethylcoumarin, ref. 28.

TABLE I—Continued
 CONDENSATIONS WITH MONOHYDRIC PHENOLS

Phenol	Acid or Ester	Condensing Agent	Product	Yield %	Reference
<i>m</i> -Cresol (<i>Cont'd</i>)	Ethyl γ -bromoacetoacetate	H ₂ SO ₄	7-Methyl-4-bromomethylcoumarin	—	83
	Acetonedicarboxylic acid	H ₂ SO ₄	7-Methylcoumarin-4-acetic acid	—	26
	Acetonedicarboxylic acid	H ₂ SO ₄	7-Methylcoumarin-4-acetic acid	60	138
			β -2-Hydroxy-4-methylphenylglutaconic anhydride	—	
	Diethyl acetonedicarboxylate	H ₂ SO ₄	7-Methylcoumarin-4-acetic acid and its ethyl and <i>m</i> -tolyl esters	32-43	149
	Citric acid	H ₂ SO ₄	7-Methylcoumarin-4-acetic acid	44	150
			4,7-Dimethylcoumarin	24	
	Citric acid (hydrated)	H ₂ SO ₄	4,7-Dimethylcoumarin	8	151
	Citric acid (dehydrated)	H ₂ SO ₄	4,7-Dimethylcoumarin	4	151
	Citric acid	Oleum	4,7-Dimethylcoumarin	1	151
<i>m</i> -Tolyl methyl ether <i>p</i> -Cresol	Ethyl benzoylacetate	H ₂ SO ₄	4-Phenyl-7-methylcoumarin	—	13
	Ethyl benzoylacetate	P ₂ O ₅	5-Methylflavone	2	13
	Diethyl oxalacetate	H ₂ SO ₄	Ethyl 7-methylcoumarin-4-carboxylate	Poor	26
	Diethyl chloroöxalacetate	H ₂ SO ₄	Ethyl 3-chloro-7-methylcoumarin-4-carboxylate	—	26
	Ethyl cyclopentanone-2-carboxylate	H ₂ SO ₄	7-Methylcyclopenteno-(1',2',4,3)-coumarin	9	91
	Ethyl cyclopentanone-2-carboxylate	P ₂ O ₅	7-Methylcyclopenteno-(1',2',2,3)-chromone	—	11
	Ethyl cyclohexanone-2-carboxylate	H ₂ SO ₄	3,4-Tetrahydrobenzo-7-methylcoumarin	50	94, 152
	Ethyl acetoacetate	H ₂ SO ₄ (86%)	4,7-Dimethylcoumarin	—	13
	Fumaric acid	H ₂ SO ₄ ; ZnCl ₂	6-Methylcoumarin	50	67
	Fumaric acid	H ₂ SO ₄ (72%)	6-Methylcoumarin	40-80	68, 153
	Maleic acid	H ₂ SO ₄ ; ZnCl ₂	6-Methylcoumarin	50	67
	Malic acid	H ₂ SO ₄	6-Methylcoumarin	32	148
	Ethyl acetoacetate	H ₂ SO ₄	4,6-Dimethylcoumarin	40	2, 28, 154
	Ethyl acetoacetate	H ₂ SO ₄ (80%)	4,6-Dimethylcoumarin	70	155
	Ethyl acetoacetate	P ₂ O ₅	4,6-Dimethylcoumarin	—	113
	Ethyl acetoacetate	H ₃ PO ₄	4,6-Dimethylcoumarin	—	127
	Ethyl α -chloroacetoacetate	H ₂ SO ₄	3-Chloro-4,6-dimethylcoumarin	—	26
	Ethyl α -chloroacetoacetate	P ₂ O ₅	3-Chloro-4,6-dimethylcoumarin	—	13
	Ethyl α -methylacetoacetate	H ₂ SO ₄	3,4,6-Trimethylcoumarin	72	130
	Ethyl α -methylacetoacetate	H ₂ SO ₄ (80%)	3,4,6-Trimethylcoumarin	—	108
Ethyl α -methylacetoacetate	P ₂ O ₅	2,3,6-Trimethylchromone	20	3	
Ethyl α -ethylacetoacetate	H ₂ SO ₄ (84%)	3-Ethyl-4,6-dimethylcoumarin	7	113	
Ethyl α -ethylacetoacetate	P ₂ O ₅	2,6-Dimethyl-3-ethylchromone	—	113, 156	
Ethyl α -(α -hydroxy- β , β , β -trichloroethyl)acetoacetate	H ₂ SO ₄	4,6-Dimethyl-3-(α -hydroxy- β , β , β -trichloroethyl)coumarin	18	73	
Diethyl α -acetylglutarate	H ₂ SO ₄ (78%)	4,6-Dimethylcoumarin-3-propionic acid	14	77	
Acetonedicarboxylic acid	H ₂ SO ₄	6-Methylcoumarin-4-acetic acid	20	26	
Acetonedicarboxylic acid	H ₂ SO ₄	6-Methylcoumarin-4-acetic acid	40	138	
		β -2-Hydroxy-5-methylphenylglutaconic anhydride	—		

Note: References 142-244 are listed on pp. 57-58.

TABLE I—*Continued*
 CONDENSATIONS WITH MONOHYDRIC PHENOLS

Phenol	Acid or Ester	Condensing Agent	Product	Yield %	Reference
<i>p</i> -Cresol (<i>Cont'd</i>)	Citric acid	H ₂ SO ₄	4,6-Dimethylcoumarin	1	151
	Ethyl benzoylacetate	H ₂ SO ₄ (84%)	4-Phenyl-6-methylcoumarin	2	113
	Ethyl benzoylacetate	P ₂ O ₅	6-Methylflavone	—	113
	Diethyl oxalacetate	H ₂ SO ₄	Ethyl 6-methylcoumarin-4-carboxylate	—	26
	Ethyl cyclopentanone-2-carboxylate	H ₂ SO ₄	6-Methylcyclopenteno-(1',2',4,3)-coumarin	8	91
	Ethyl cyclopentanone-2-carboxylate	P ₂ O ₅	6-Methylcyclopenteno-(1',2',2,3)-chromone	—	11
<i>3-n</i> -Amylphenol	Ethyl cyclohexanone-2-carboxylate	H ₂ SO ₄	3- <i>n</i> -Amyl-7,8,9,10-tetrahydro-6-dibenzopyrone	28	157
	Ethyl 5-methylcyclohexanone-2-carboxylate	H ₂ SO ₄	3- <i>n</i> -Amyl-9-methyl-7,8,9,10-tetrahydro-6-dibenzopyrone	32	157
<i>m</i> -Hexylphenol	Malic acid	H ₂ SO ₄	7-Hexylcoumarin	39	158
2,4-Dichlorophenol	Ethyl α -methylacetoacetate	P ₂ O ₅	6,8-Dichloro-2,3-dimethylchromone	15	111
	Ethyl α -ethylacetoacetate	P ₂ O ₅	6,8-Dichloro-2-methyl-3-ethylchromone	—	111, 130
2,4-Dibromophenol	Ethyl α -methylacetoacetate	P ₂ O ₅	6,8-Dibromo-2,3-dimethylchromone	19	111
2-Chloro-4-methylphenol	Ethyl acetoacetate	H ₂ SO ₄	8-Chloro-4,6-dimethylcoumarin	—	69
	Ethyl α -chloroacetoacetate	H ₂ SO ₄	3,8-Dichloro-4,6-dimethylcoumarin	—	69
	Ethyl α -methylacetoacetate	H ₂ SO ₄	8-Chloro-3,4,6-trimethylcoumarin	—	69
	Ethyl α -methylacetoacetate	P ₂ O ₅	8-Chloro-2,3,6-trimethylchromone	—	69
	Ethyl α -ethylacetoacetate	H ₂ SO ₄	8-Chloro-3-ethyl-4,6-dimethylcoumarin	—	69
4-Chloro-2-methylphenol	Ethyl α -ethylacetoacetate	P ₂ O ₅	8-Chloro-2,6-dimethyl-3-ethylchromone	—	69
	Ethyl acetoacetate	P ₂ O ₅	6-Chloro-2,8-dimethylchromone	—	69
	Ethyl α -methylacetoacetate	P ₂ O ₅	6-Chloro-2,3,8-trimethylchromone	—	69
	Ethyl α -ethylacetoacetate	P ₂ O ₅	6-Chloro-2,8-dimethyl-3-ethylchromone	—	69
	Ethyl α -propylacetoacetate	P ₂ O ₅	6-Chloro-2,8-dimethyl-3-propylchromone	—	69
4-Chloro-3-methylphenol	Ethyl acetoacetate	H ₂ SO ₄	6-Chloro-4,7-dimethylcoumarin	—	69
	Ethyl α -chloroacetoacetate	H ₂ SO ₄	3,6-Dichloro-4,7-dimethylcoumarin	17	69, 159
	Ethyl α -methylacetoacetate	H ₂ SO ₄	6-Chloro-3,4,7-trimethylcoumarin	—	69
	Ethyl α -methylacetoacetate	P ₂ O ₅	6-Chloro-2,3,7-trimethylchromone	—	69
	Ethyl α -ethylacetoacetate	H ₂ SO ₄	6-Chloro-3-ethyl-4,7-dimethylcoumarin	—	69
	Ethyl α -ethylacetoacetate	P ₂ O ₅	6-Chloro-2,7-dimethyl-3-ethylchromone	—	69
	Ethyl α -propylacetoacetate	P ₂ O ₅	6-Chloro-2,7-dimethyl-3-propylchromone	—	69
	Diethyl acetosuccinate	H ₂ SO ₄	Ethyl 6-chloro-4,7-dimethylcoumarin-3-acetate	—	69
	Acetonedicarboxylic acid	H ₂ SO ₄	6-Chloro-7-methylcoumarin-4-acetic acid	16	26, 69
	Diethyl oxalacetate	H ₂ SO ₄	Ethyl 6-chloro-7-methylcoumarin-4-carboxylate	—	26
2-Nitro-3-methylphenol	Ethyl acetoacetate	P ₂ O ₅	8-Nitro-2,7-dimethylchromone	—	69
	Ethyl α -ethylacetoacetate	P ₂ O ₅	8-Nitro-2,7-dimethyl-3-ethylchromone	—	69
4-Nitro-2-methylphenol	Ethyl α -methylacetoacetate	P ₂ O ₅	6-Nitro-2,3,8-trimethylchromone	—	69
	Ethyl α -ethylacetoacetate	P ₂ O ₅	6-Nitro-2,8-dimethyl-3-ethylchromone	—	69
	Ethyl α -propylacetoacetate	P ₂ O ₅	6-Nitro-2,8-dimethyl-3-propylchromone	—	69
3,4-Xylenol (3,4-dimethylphenol)	Malic acid	H ₂ SO ₄	6,7-Dimethylcoumarin	—	25
	Ethyl acetoacetate	H ₂ SO ₄	4,6,7-Trimethylcoumarin	58	25
	Ethyl α -chloroacetoacetate	H ₂ SO ₄	3-Chloro-4,6,7-trimethylcoumarin	Very good	26
	Ethyl α -methylacetoacetate	H ₂ SO ₄	3,4,6,7-Tetramethylcoumarin	46	25
	Acetonedicarboxylic acid	H ₂ SO ₄	6,7-Dimethylcoumarin-4-acetic acid	—	26

Note: References 142-244 are listed on pp. 57-58

TABLE I—Continued

CONDENSATIONS WITH MONOHYDRIC PHENOLS

Phenol	Acid or Ester	Condensing Agent	Product	Yield %	Reference	
3,4-Xylenol (3,4-dimethylphenol) (<i>Conf'd</i>)	Diethyl chloroδxalacetate	H ₂ SO ₄	Ethyl 3-chloro-6,7-dimethylcoumarin-4-carboxylate	29	26	
2,3-Xylenol (2,3-dimethylphenol)	Ethyl α-methylacetoacetate	P ₂ O ₅	2,3,7,8-Tetramethylchromone	—	160	
2,4-Xylenol (2,4-dimethylphenol)	Malic acid	H ₂ SO ₄	6,8-Dimethylcoumarin	30	25	
	Ethyl acetoacetate	H ₂ SO ₄ (concd. and 86%)	4,6,8-Trimethylcoumarin	50-97	25, 161	
	Ethyl acetoacetate	P ₂ O ₅	2,6,8-Trimethylchromone	12-18	161	
	Ethyl acetoacetate	POCl ₃	4,6,8-Trimethylcoumarin	—	112	
	Ethyl α-methylacetoacetate	H ₂ SO ₄ (concd. and 86%)	3,4,6,8-Tetramethylcoumarin	25	25, 161	
	Ethyl α-methylacetoacetate	P ₂ O ₅	2,3,6,8-Tetramethylchromone	16	161	
	Ethyl α-methylacetoacetate	POCl ₃	2,3,6,8-Tetramethylchromone	—	112	
	Ethyl α-ethylacetoacetate	H ₂ SO ₄ (88%)	4,6,8-Trimethyl-3-ethylcoumarin	—	161	
	Ethyl α-ethylacetoacetate	P ₂ O ₅	2,6,8-Trimethyl-3-ethylchromone	—	161	
	Ethyl α-ethylacetoacetate	POCl ₃	2,6,8-Trimethyl-3-ethylchromone	—	112	
3,5-Xylenol (3,5-dimethylphenol)	Ethyl α-benzylacetoacetate	H ₂ SO ₄ (86%)	4,6,8-Trimethyl-3-benzylcoumarin	49	161	
	Ethyl benzoylacetate	H ₂ SO ₄ (86%)	4-Phenyl-6,8-dimethylcoumarin	49	161	
	Ethyl acetoacetate	H ₂ SO ₄	4,5,7-Trimethylcoumarin	32-40	25, 95	
	Ethyl α-methylacetoacetate	H ₂ SO ₄	3,4,5,7-Tetramethylcoumarin	9-11	25, 162	
	Ethyl α-methylacetoacetate	P ₂ O ₅	2,3,5,7-Tetramethylchromone	—	163	
	2,5-Xylenol (2,5-dimethylphenol)	Malic acid	H ₂ SO ₄	5,8-Dimethylcoumarin	—	25
		Ethyl acetoacetate	P ₂ O ₅	2,5,8-Trimethylchromone	—	112
		Ethyl α-methylacetoacetate	P ₂ O ₅ ; POCl ₃	2,3,5,8-Tetramethylchromone	—	112, 160
		Ethyl α-ethylacetoacetate	P ₂ O ₅ ; POCl ₃	2,5,8-Trimethyl-3-ethylchromone	—	112
		Ethyl α-benzylacetoacetate	P ₂ O ₅ ; POCl ₃	2,5,8-Trimethyl-3-benzylchromone	—	112
Ethyl benzoylacetate		P ₂ O ₅ ; POCl ₃	5,8-Dimethylflavone	—	112	
Thymol	Malic acid	H ₂ SO ₄	5-Methyl-8-isopropylcoumarin	Poor	39	
Carvacrol	Ethyl acetoacetate	P ₂ O ₅	2,8-Dimethyl-5-isopropylchromone	—	164	
	Ethyl α-methylacetoacetate	P ₂ O ₅	2,3,8-Trimethyl-5-isopropylchromone	—	164	
4-Chloro-3,5-dimethylphenol	Ethyl acetoacetate	H ₂ SO ₄	6-Chloro-2,5,7-trimethylchromone	35	95	
2,3,5-Trimethylphenol	Ethyl acetoacetate	P ₂ O ₅	2,5,7,8-Tetramethylchromone	—	165	
p-Cumenol	Malic acid	H ₂ SO ₄	5,6,8-Trimethylcoumarin	40	25	
	Ethyl acetoacetate	H ₂ SO ₄	4,5,6,8-Tetramethylcoumarin	12	25	
	Ethyl α-methylacetoacetate	H ₂ SO ₄	3,4,5,6,8-Pentamethylcoumarin	Poor	25	

Note: References 142-244 are listed on pp. 57-58.

TABLE II
 CONDENSATIONS WITH DIHYDRIC PHENOLS

Phenol	Acid or Ester	Condensing Agent	Product	Yield %	Reference
Catechol	Acetonedicarboxylic acid	H ₂ SO ₄	8-Hydroxycoumarin-4-acetic acid	Poor	26
Guaiscol	Ethyl α -methylacetoacetate	P ₂ O ₅	8-Methoxy-2,3-dimethylchromone	5	166
Resorcinol	Diethyl malonate	C ₂ H ₅ ONa	Ethyl 7-hydroxycoumarin-4-acetate*	—	26
	Malic acid	H ₂ SO ₄	7-Hydroxycoumarin	43-50	1, 8, 132
	Ethyl α -phenylformylacetate	P ₂ O ₅	7-Hydroxy-3-phenylcoumarin	—	187
	Ethyl α -phenylformylacetate	ZnCl ₂	7-Hydroxy-3-phenylcoumarin	Poor	105
	Ethyl acetoacetate	H ₂ SO ₄	7-Hydroxy-4-methylcoumarin	82-90	2, 133
	Ethyl acetoacetate	H ₂ SO ₄ (73%)	7-Hydroxy-4-methylcoumarin	—	168
	Ethyl acetoacetate	H ₂ SO ₄ (75%)	7-Hydroxy-4-methylcoumarin	96	169
	Ethyl acetoacetate	P ₂ O ₅	7-Hydroxy-4-methylcoumarin	63	101
	Ethyl acetoacetate	H ₃ PO ₄	7-Hydroxy-4-methylcoumarin	80	127
	Ethyl acetoacetate	HCl + ZnCl ₂	7-Hydroxy-4-methylcoumarin	94	125
	Ethyl acetoacetate	HCl	7-Hydroxy-4-methylcoumarin	97	123
	Ethyl acetoacetate	FeCl ₃	7-Hydroxy-4-methylcoumarin	57	128
	Ethyl acetoacetate	SnCl ₄	7-Hydroxy-4-methylcoumarin	Quant.	128
	Ethyl acetoacetate	TiCl ₄	7-Hydroxy-4-methylcoumarin	—	128
	Ethyl acetoacetate	C ₂ H ₅ ONa	7-Hydroxy-4-methylcoumarin	54	127
	Ethyl acetoacetate	CH ₃ CO ₂ Na	7-Hydroxy-4-methylcoumarin	72	127
	Ethyl acetoacetate	Boric anhydride	7-Hydroxy-4-methylcoumarin	50	127
	Ethyl acetoacetate (2 or more moles)	H ₂ SO ₄	Dimethyldicoumarin	10	170
	Ethyl acetoacetate (2 moles)	HCl	4,4'-Dimethylcoumarino-7,8, α -pyrone	20	62
	Ethyl α -chloroacetoacetate	H ₂ SO ₄	7-Hydroxy-3-chloro-4-methylcoumarin	—	32
	Ethyl α -chloroacetoacetate	P ₂ O ₅	7-Hydroxy-3-chloro-4-methylcoumarin	—	109
	Methyl α -methylacetoacetate	H ₂ SO ₄	7-Hydroxy-3,4-dimethylcoumarin	—	2
	Ethyl α -methylacetoacetate	P ₂ O ₅	7-Hydroxy-3,4-dimethylcoumarin †	—	101, 109
	Ethyl α -methylacetoacetate	H ₃ PO ₄ ; CH ₃ CO ₂ Na; C ₂ H ₅ ONa	7-Hydroxy-3,4-dimethylcoumarin	—	109, 127
	Ethyl α -ethylacetoacetate	H ₂ SO ₄	7-Hydroxy-3-ethyl-4-methylcoumarin	—	109
	Ethyl α -ethylacetoacetate	H ₂ SO ₄ (73%)	7-Hydroxy-3-ethyl-4-methylcoumarin	54	101
	Ethyl α -ethylacetoacetate	P ₂ O ₅	7-Hydroxy-3-ethyl-4-methylcoumarin	43	101, 109
	Ethyl α -propylacetoacetate	H ₂ SO ₄ ; P ₂ O ₅	7-Hydroxy-3-propyl-4-methylcoumarin	—	109
	Ethyl α -isopropylacetoacetate	H ₂ SO ₄ ; P ₂ O ₅	7-Hydroxy-3-isopropyl-4-methylcoumarin	—	109
	Ethyl α -butylacetoacetate	H ₂ SO ₄ (80%)	7-Hydroxy-3-butyl-4-methylcoumarin	—	47
	Ethyl α -isobutylacetoacetate	H ₂ SO ₄ ; P ₂ O ₅	7-Hydroxy-3-isobutyl-4-methylcoumarin	—	109
	Ethyl α -allylacetoacetate	H ₂ SO ₄	7-Hydroxy-3-allyl-4-methylcoumarin	97	70
	Ethyl α -allylacetoacetate	HCl	7-Hydroxy-3-chloropropyl-4-methylcoumarin	87	70

Note: References 142-244 are listed on pp. 57-58.

* The formation of this product was explained by the intermediate formation of acetonedicarboxylic acid.

† Simonis and Remmert (ref. 5) carried out this condensation and assigned a chromone structure to the condensation product. Canter, Curd, and Robertson (ref. 101) have shown that the product is a coumarin derivative.

TABLE II—*Continued*

CONDENSATIONS WITH DIHYDRIC PHENOLS

Phenol	Acid or Ester	Condensing Agent	Product	Yield %	Reference
Resorcinol (<i>Cont'd</i>)	Ethyl α -(α -hydroxy- β , β , β -trichloroethyl)acetoacetate	H ₂ SO ₄ (78%)	7-Hydroxy-3-(α -hydroxy- β , β , β -trichloroethyl)-4-methylcoumarin	12	72
	Ethyl α -(α -hydroxy- β , β , β -trichloroethyl)acetoacetate	P ₂ O ₅	7-Hydroxy-3-(α -hydroxy- β , β , β -trichloroethyl)-4-methylcoumarin	Poor	72
	Ethyl α -(α -hydroxy- β , β , β -trichloroethyl)acetoacetate	POCl ₃	7-Hydroxy-3-(α -hydroxy- β , β , β -trichloroethyl)-4-methylcoumarin	36	72
	Ethyl α -phenylacetoacetate	H ₂ SO ₄	7-Hydroxy-3-phenyl-4-methylcoumarin	—	105
	Ethyl α -phenylacetoacetate	P ₂ O ₅	7-Hydroxy-3-phenyl-4-methylcoumarin	—	109
	Ethyl α - <i>p</i> -methoxyphenylacetoacetate	H ₂ SO ₄	7-Hydroxy-3- <i>p</i> -methoxyphenyl-4-methylcoumarin	—	171
	Ethyl α -benzylacetoacetate	H ₂ SO ₄	7-Hydroxy-3-benzyl-4-methylcoumarin	55-65	105
	Ethyl α -benzylacetoacetate	H ₂ SO ₄ ; P ₂ O ₅ ; H ₃ PO ₄ ; CH ₃ CO ₂ Na; C ₂ H ₅ ONa	7-Hydroxy-3-beuzyl-4-methylcoumarin	—	109, 127
	Ethyl α -benzylacetoacetate	POCl ₃	7-Hydroxy-3-benzyl-4-methylcoumarin	—	172
	Ethyl α - <i>o</i> -carboxybenzylacetoacetate	HCl	7-Hydroxy-3- <i>o</i> -carboxybenzyl-4-methyl coumarin	—	79
	Ethyl acetylcyanacetate	H ₂ SO ₄	7-Hydroxy-4-methylcoumarin †	—	78
	Diethyl acetylmalonate	H ₂ SO ₄	7-Hydroxy-4-methylcoumarin §	—	32, 104
	Diethyl acetosuccinate	H ₂ SO ₄	Ethyl 7-hydroxy-4-methylcoumarin-3-acetate	30-63	75, 76
	Diethyl acetosuccinate	P ₂ O ₅	Ethyl 7-hydroxy-4-methylcoumarin-3-acetate	Low	34, 127
	Diethyl acetosuccinate	H ₃ PO ₄	Ethyl 7-hydroxy-4-methylcoumarin-3-acetate	—	127
	Diethyl acetosuccinate	POCl ₃	Ethyl 7-hydroxy-4-methylcoumarin-3-acetate	Quant.	34
	Diethyl acetosuccinate	AlCl ₃	7-Hydroxy-4-methylcoumarin-3-acetic acid	Quant.	34
	Diethyl α -acetogluturate	H ₂ SO ₄	Ethyl 7-hydroxy-4-methylcoumarin-3-propionate	66	77
			7-Hydroxy-4-methylcoumarin-3-propionic acid	6	
	Diethyl α -acetogluturate	P ₂ O ₅	7-Hydroxy-4-methylcoumarin-3-propionic acid	—	173
	Diethyl α -acetogluturate	H ₃ PO ₄	Ethyl 7-hydroxy-4-methylcoumarin-3-propionate	—	173
			7-Hydroxy-4-methylcoumarin-3-propionic acid		
	Diethyl α -acetogluturate	AlCl ₃	7-Hydroxy-4-methylcoumarin-3-propionic acid	74	173
	Ethyl diacetylacetate	H ₂ SO ₄	7-Hydroxy-4-methylcoumarin	—	32
	Ethyl benzoylacetoacetate	H ₂ SO ₄ ; ZnCl ₂	7-Hydroxy-4-phenylcoumarin	—	32, 104
	Ethyl benzoylacetoacetate	HCl	7-Hydroxy-4-phenylcoumarin	—	174
	Ethyl phthalylacetoacetate	HCl	7-Hydroxy-4-methylcoumarin-3-benzoyl- <i>o</i> -carboxylic acid	—	79
	Diethyl acetonedicarboxylate	H ₂ SO ₄	7-Hydroxycoumarin-4-acetic acid	40	82, 151

Note: References 142-244 are listed on pp. 57-58.

† The cyano group was eliminated.

§ A carboxyl group was eliminated.

|| An acetyl group was eliminated.

TABLE II—*Continued*
 CONDENSATIONS WITH DIHYDRIC PHENOLS

Phenol	Acid or Ester	Condensing Agent	Product	Yield %	Reference
Resorcinol (<i>Cont'd</i>)	Acetonedicarboxylic acid	P ₂ O ₅	7-Hydroxycoumarin-4-acetic acid	23	129
			Dilactone of β,β -di(2,4-dihydroxyphenyl)glutaric acid	42	
	Acetonedicarboxylic acid	POCl ₃	7-Hydroxycoumarin-4-acetic acid	37	129
			Dilactone of β,β -di(2,4-dihydroxyphenyl)glutaric acid	30	
	Acetonedicarboxylic acid	AlCl ₃	7-Hydroxycoumarin-4-acetic acid	25	129
			Dilactone of β,β -di(2,4-dihydroxyphenyl)glutaric acid	19	
	Acetonedicarboxylic acid	SOCl ₂	7-Hydroxycoumarin-4-acetic acid	14	129
			Dilactone of β,β -di(2,4-dihydroxyphenyl)glutaric acid	22	
	Ethyl α - <i>p</i> -methoxyphenylpropionacetate	H ₂ SO ₄	7-Hydroxy-3- <i>p</i> -methoxyphenyl-4-ethylcoumarin	—	171
	Ethyl butyroatetate	H ₂ SO ₄ (75%)	7-Hydroxy-4-propylcoumarin	—	35
	Ethyl α - <i>p</i> -methoxyphenylbutyroatetate	H ₂ SO ₄	7-Hydroxy-3- <i>p</i> -methoxyphenyl-4-propylcoumarin	—	171
	Ethyl α - <i>p</i> -methoxyphenylisovaleroacetate	H ₂ SO ₄	7-Hydroxy-3- <i>p</i> -methoxyphenyl-4-isobutylcoumarin	—	171
	Ethyl α - <i>p</i> -methoxyphenylcaproylacetate	H ₂ SO ₄	7-Hydroxy-3- <i>p</i> -methoxyphenyl-4-amylocoumarin	—	171
	Ethyl benzoylacetate	H ₂ SO ₄	7-Hydroxy-4-phenylcoumarin	—	2, 32
	Ethyl benzoylacetate	H ₃ PO ₄	7-Hydroxy-4-phenylcoumarin	—	127
	Ethyl benzoylacetate	HCl	7-Hydroxy-4-phenylcoumarin	92	123
	Ethyl α -benzylbenzoylacetate	HCl	7-Hydroxy-3-benzyl-4-phenylcoumarin	50	105
	Ethyl α -benzylbenzoylacetate	H ₂ SO ₄	7-Hydroxy-3-benzyl-4-phenylcoumarin	Poor	105
	Diethyl benzoylsuccinate	H ₂ SO ₄ (85%)	Ethyl 7-hydroxy-4-phenylcoumarin-3-acetate	43	87
	Ethyl γ -phenylacetoacetate	H ₂ SO ₄	7-Hydroxy-4-benzylcoumarin ¶	—	80, 81
	Ethyl δ -phenyl- β -ketovalerate	H ₂ SO ₄	7-Hydroxy-4-(phenethyl)coumarin	—	175
	Ethyl veratroylacetate	H ₂ SO ₄	7-Hydroxy-4-veratrylcoumarin	—	86
	Ethyl veratroylacetate	HCl	7-Hydroxy-4-veratrylcoumarin	90	85
	Ethyl trimethylgalloylacetate	H ₂ SO ₄ (73%)	7-Hydroxy-4-(3,4,5-trimethoxyphenyl)coumarin	—	176
	Diethyl veratroylsuccinate	H ₂ SO ₄ (84%)	Ethyl 7-hydroxy-4-veratrylcoumarin-3-acetate	—	87
	Diethyl oxalacetate	C ₂ H ₅ ONa	Ethyl 7-hydroxycoumarin-4-carboxylate	38-48	88
	Dimethyl oxalacetate	CH ₃ ONa	Methyl 7-hydroxycoumarin-4-carboxylate	—	88
	Ethyl cyclopentanone-2-carboxylate	H ₂ SO ₄	7-Hydroxycyclopenteno-(1',2',4,3)-coumarin	60	91
	Ethyl 4-methylcyclopentanone-2-carboxylate	H ₂ SO ₄	7-Hydroxy-4'-methylcyclopenteno-(1',2',4,3)-coumarin	—	91, 92
	Ethyl cyclohexanone-2-carboxylate	H ₂ SO ₄	7-Hydroxy-3,4-tetrahydrobenzocoumarin	Quant.	94, 95
	Ethyl cyclohexanone-2-carboxylate	POCl ₃	7-Hydroxycyclohexeno-(1',2',4',3)-coumarin	—	124

Note: References 142-244 are listed on pp. 57-58.

¶ Baker and Robinson (ref. 106) reported the preparation of this compound by the Pechmann condensation of resorcinol with the material described as ethyl γ -phenylacetoacetate by Atwood, Stevenson, and Thorpe, *J. Chem. Soc.*, **123**, 1762 (1923). This material was later found by Sonn and Litten (ref. 80) to be ethyl α -phenylacetoacetate. Therefore, their condensation product with resorcinol is 7-hydroxy-3-phenyl-4-methylcoumarin.

TABLE II—*Continued*
 CONDENSATIONS WITH DIHYDRIC PHENOLS

Phenol	Acid or Ester	Condensing Agent	Product	Yield %	Reference
Resorcinol (<i>Cont'd</i>)	Ethyl 4-methylcyclohexanone-2-carboxylate	H ₂ SO ₄	7-Hydroxy-4'-methylcyclohexeno-(1',2',4,3)-coumarin	—	97
	Ethyl 5-methylcyclohexanone-2-carboxylate	H ₂ SO ₄	7-Hydroxy-5'-methylcyclohexeno-(1',2',4,3)-coumarin	—	9, 97
	Ethyl 5-methylcyclohexanone-2-carboxylate	POCl ₃	7-Hydroxy-5'-methylcyclohexeno-(1',2',4,3)-coumarin	—	97
	Ethyl 6-methylcyclohexanone-2-carboxylate	POCl ₃	7-Hydroxy-6'-methylcyclohexeno-(1',2',4,3)-coumarin	—	97
	1,2-Hydrindone-2-carboxylic acid	HCl	7-Hydroxy-4,3-indenocoumarin	10	84
	Ethyl <i>trans</i> -β-decalone-3-carboxylate	H ₂ SO ₄	7-Hydroxy- <i>trans</i> -octalino-(2',3',4,3)-coumarin	—	97
	Ethyl indane-1,3-dione-2-carboxylate	HCl	7-Hydroxy-1'-ketoindeno-(2',3',3,4)-coumarin	7	85
	Ethyl β-coumaranone-2-carboxylate	H ₂ SO ₄ (85%)	7-Hydroxycoumarono-(2',3',3,4)-coumarin	26	100
	Ethyl 5-methyl-β-coumaranone-2-carboxylate	HCl	7-Hydroxy-5'-methylcoumarono-(2',3',3,4)-coumarin	25	100
	Ethyl 7-methyl-β-coumaranone-2-carboxylate	H ₂ SO ₄ (85%)	7-Hydroxy-7'-methylcoumarono-(2',3',3,4)-coumarin	23	100
	Ethyl 6-methoxy-β-coumaranone-2-carboxylate	HCl	7-Hydroxy-6'-methoxycoumarono-(2',3',3,4)-coumarin	—	100
	Ethyl chroman-3-one-4-carboxylate	HCl	7-Hydroxychromeno-(3',4',4,3)-coumarin	13	99
	Ethyl 3-hydroxy-7-methoxy-3-chromene-4-carboxylate	HCl	7-Hydroxy-7'-methoxychromeno-(3',4',4,3)-coumarin	—	99
	Ethyl 3-hydroxy-8-methoxy-3-chromene-4-carboxylate	HCl; H ₂ SO ₄ (85%)	7-Hydroxy-8'-methoxychromeno-(3',4',4,3)-coumarin	—	99
	Ethyl 3-hydroxy-6,7-dimethoxy-3-chromene-4-carboxylate	H ₂ SO ₄ (85%)	7-Hydroxy-6',7'-dimethoxychromeno-(3',4',4,3)-coumarin	11	99
	Ethyl 3-hydroxy-6,7-dimethoxy-3-chromene-4-carboxylate	HCl	7-Hydroxy-6',7'-dimethoxychromeno-(3',4',4,3)-coumarin	9	99
	Methyl 3-hydroxyindole-2-carboxylate	H ₂ SO ₄ (90%)	7-Hydroxyindolo-(2',3',3,4)-coumarin	18	100
Resorcinol mono-methyl ether	Malic acid	H ₂ SO ₄	7-Methoxycoumarin	Quant.	132
	Ethyl acetoacetate	H ₂ SO ₄ ; P ₂ O ₅	7-Methoxy-4-methylcoumarin	—	130
	Acetonedicarboxylic acid	H ₂ SO ₄	7-Methoxycoumarin-4-acetic acid	—	26
	Ethyl benzoylacetate	H ₂ SO ₄	7-Methoxy-4-phenylcoumarin	—	84
	Ethyl veratroylacetate	H ₂ SO ₄	7-Methoxy-4-(3',4'-dimethoxyphenyl)coumarin	—	86
Resorcinol monobutyl ether	Ethyl cyclohexanone-2-carboxylate	POCl ₃	3-Butoxy-7,8,9,10-tetrahydro-6-dibenzopyrone	—	157
Resorcinol dimethyl ether	Ethyl acetoacetate	H ₂ SO ₄	7-Methoxy-4-methylcoumarin **	—	130
	Ethyl acetoacetate	H ₂ SO ₄ (80% 87%)	7-Methoxy-4-methylcoumarin **	—	13
	Ethyl α-methylacetoacetate	H ₂ SO ₄ (85%)	7-Methoxy-3,4-dimethylcoumarin **	—	13
4-Chlororesorcinol	Malic acid	H ₂ SO ₄	7-Hydroxy-6-chlorocoumarin	25	41
	Ethyl acetoacetate	H ₂ SO ₄	7-Hydroxy-4-methyl-6-chlorocoumarin	26	41
	Ethyl acetoacetate	P ₂ O ₅	7-Hydroxy-4-methyl-6-chlorocoumarin	—	41

Note: References 142-244 are listed on pp. 57-58.

** Partial demethylation took place before the condensation.

TABLE II—Continued

CONDENSATIONS WITH DIHYDRIC PHENOLS

Phenol	Acid or Ester	Condensing Agent	Product	Yield %	Reference
4-Chlororesorcinol (<i>Confd</i>)	Ethyl α -chloroacetoacetate	H ₂ SO ₄ ; P ₂ O ₅	7-Hydroxy-3,6-dichloro-4-methylcoumarin	—	41
	Ethyl α -methylacetoacetate	H ₂ SO ₄ ; P ₂ O ₅	7-Hydroxy-3,4-dimethyl-6-chlorocoumarin	—	41
	Ethyl α -ethylacetoacetate	H ₂ SO ₄ ; P ₂ O ₅	7-Hydroxy-3-ethyl-4-methyl-6-chlorocoumarin	—	41
	Ethyl α -propylacetoacetate	H ₂ SO ₄ ; P ₂ O ₅	7-Hydroxy-3-propyl-4-methyl-6-chlorocoumarin	—	41
	Ethyl α -isobutylacetoacetate	H ₂ SO ₄	7-Hydroxy-3-isobutyl-4-methyl-6-chlorocoumarin	—	41
	Ethyl α -benzylacetoacetate	H ₂ SO ₄	7-Hydroxy-3-benzyl-4-methyl-6-chlorocoumarin	—	41
	Diethyl acetosuccinate	H ₂ SO ₄	Ethyl 7-hydroxy-4-methyl-6-chlorocoumarin-3-acetate	—	41, 42
	Diethyl acetosuccinate	POCl ₃	Ethyl 7-hydroxy-4-methyl-6-chlorocoumarin-3-acetate	—	42
	Acetonedicarboxylic acid	H ₂ SO ₄	7-Hydroxy-6-chlorocoumarin-4-acetic acid	—	41
Ethyl benzoyleacetate	H ₂ SO ₄	7-Hydroxy-4-phenyl-6-chlorocoumarin	—	41	
4-Bromoresorcinol	Ethyl acetoacetate	H ₂ SO ₄ ; P ₂ O ₅	7-Hydroxy-4-methyl-6-bromocoumarin	—	43, 177
	Ethyl α -methylacetoacetate	H ₂ SO ₄ ; P ₂ O ₅	7-Hydroxy-3,4-dimethyl-6-bromocoumarin	—	43
	Ethyl α -ethylacetoacetate	H ₂ SO ₄ ; P ₂ O ₅	7-Hydroxy-3-ethyl-4-methyl-6-bromocoumarin	—	43
	Diethyl acetosuccinate	POCl ₃	Ethyl 7-hydroxy-4-methylcoumarin-3-acetate	—	42
2-Nitroresorcinol	Ethyl acetoacetate	H ₂ SO ₄	7-Hydroxy-4-methyl-8-nitrocoumarin	60	41
	Ethyl α -methylacetoacetate	H ₂ SO ₄	7-Hydroxy-3,4-dimethyl-8-nitrocoumarin	15	41
4-Nitroresorcinol	Ethyl acetoacetate	H ₂ SO ₄	7-Hydroxy-4-methyl-6-nitrocoumarin	—	44
	Ethyl acetoacetate	AlCl ₃	5-Hydroxy-4-methyl-6-nitrocoumarin	3	118
2-Aminoresorcinol	Ethyl acetoacetate	H ₂ SO ₄	7-Hydroxy-4-methyl-8-aminocoumarin	—	177
2-Methylresorcinol	Malic acid	H ₂ SO ₄	7-Hydroxy-8-methylcoumarin	—	178
	Ethyl acetoacetate	H ₂ SO ₄	7-Hydroxy-4,8-dimethylcoumarin	—	62
	Ethyl benzoyleacetate	H ₂ SO ₄	7-Hydroxy-4-phenyl-8-methylcoumarin	89	179
4-Methylresorcinol	Ethyl acetoacetate	H ₂ SO ₄	7-Hydroxy-4,6-dimethylcoumarin	Quant.	180
	Diethyl acetosuccinate	POCl ₃	Ethyl 7-hydroxy-4,6-dimethylcoumarin-3-acetate	—	181
5-Methylresorcinol (<i>orcinol</i>)	Malic acid	H ₂ SO ₄	7-Hydroxy-5-methylcoumarin	Good	39, 40
	Ethyl acetoacetate	H ₂ SO ₄	5-Hydroxy-4,7-dimethylcoumarin ††	91	31
	Ethyl acetoacetate	H ₂ SO ₄ (73%)	5-Hydroxy-4,7-dimethylcoumarin ††	68	168
	Ethyl acetoacetate	P ₂ O ₅	5-Hydroxy-4,7-dimethylcoumarin	—	33
	Ethyl acetoacetate	H ₃ PO ₄ (<i>concd.</i> and 85%)	5-Hydroxy-4,7-dimethylcoumarin	55	127, 182

Note: References 142-244 are listed on pp. 57-58.

†† Müller (ref. 151) who also carried out these condensations, assigned the 7-hydroxycoumarin structure to the product. This is incorrect as the product was shown earlier, by Collie and Chrystall, *J. Chem. Soc.*, **01**, 1804 (1907), to have the 5-hydroxycoumarin structure.

TABLE II—*Continued*
 CONDENSATIONS WITH DIHYDRIC PHENOLS

Phenol	Acid or Ester	Condensing Agent	Product	Yield %	Reference
5-Methyl-resorcinol (orcinol) (<i>Cont'd</i>)	Ethyl α -chloroacetoacetate	H ₂ SO ₄	5-Hydroxy-3-chloro-4,7-dimethylcoumarin	60	32
	Ethyl α -chloroacetoacetate	P ₂ O ₅	5-Hydroxy-3-chloro-4,7-dimethylcoumarin	—	33
	Ethyl α -methylacetoacetate	P ₂ O ₅	5-Hydroxy-3,4,7-trimethylcoumarin	—	33
	Ethyl α -ethylacetoacetate	H ₂ SO ₄	5-Hydroxy-3-ethyl-4,7-dimethylcoumarin	—	33
	Ethyl α -butylacetoacetate	H ₂ SO ₄	5-Hydroxy-3-butyl-4,7-dimethylcoumarin	—	37
	Ethyl α -butylacetoacetate	POCl ₃	5-Hydroxy-3-butyl-4,7-dimethylcoumarin	62	182
	Ethyl α -allylacetoacetate	HCl	5-Hydroxy-3(β -chloropropyl)-4,7-dimethylcoumarin	—	124
	Ethyl α -(α -hydroxy- β , β , β -trichloroethyl)acetoacetate	POCl ₃	5-Hydroxy-3(α -hydroxy- β , β , β -trichloroethyl)-4,7-dimethylcoumarin	30	72
	Ethyl α -benzylacetoacetate	H ₂ SO ₄	7-Hydroxy-3-benzyl-4,5-dimethylcoumarin ††	—	105
	Diethyl acetosuccinate	H ₂ SO ₄ ; P ₂ O ₅ ; H ₃ PO ₄	Ethyl 5-hydroxy-4,7-dimethylcoumarin-3-acetate	—	34, 127
	Diethyl acetosuccinate	POCl ₃	Ethyl 5-hydroxy-4,7-dimethylcoumarin-3-acetate	67	34
	Diethyl α -acetoglutarate	H ₂ SO ₄	Ethyl 5-hydroxy-4,7-dimethylcoumarin-3-propionate and 5-hydroxy-4,7-dimethylcoumarin-3-propionic acid	—	77
	Diethyl α -acetoglutarate	P ₂ O ₅	5-Hydroxy-4,7-dimethylcoumarin-3-propionic acid	—	173
	Diethyl α -acetoglutarate	HCl	Ethyl 5-hydroxy-4,7-dimethylcoumarin-3-propionate and 5-hydroxy-4,7-dimethylcoumarin-3-propionic acid	—	77, 173
	Acetonedicarboxylic acid	H ₂ SO ₄	5-Hydroxy-7-methylcoumarin-4-acetic acid	Good	26
	Citric acid	H ₂ SO ₄	5-Hydroxy-7-methylcoumarin-4-acetic acid and orcin-aurin	—	151
	Ethyl butyrocetate	H ₂ SO ₄ (75%)	5-Hydroxy-4-propyl-7-methylcoumarin	—	35
	Ethyl γ -phenylacetoacetate	H ₂ SO ₄ (80%)	5-Hydroxy-4-benzyl-7-methylcoumarin	—	81
	Ethyl α -benzylbenzoylacetoacetate	ZnCl ₂	5-Hydroxy-3-benzyl-4-phenyl-7-methylcoumarin §§	—	103
Ethyl cyclopentanone-2-carboxylate	H ₂ SO ₄	5-Hydroxy-7-methyl-3,4-cyclopentenocoumarin	—	36	
Ethyl cyclopentanone-2-carboxylate	POCl ₃	5-Hydroxy-7-methylcyclopentenocoumarin (1',2',4,3)-coumarin	57	91	
Ethyl 4-methylcyclopentanone-2-carboxylate	POCl ₃	5-Hydroxy-7,4'-dimethylcyclopentenocoumarin (1',2',4,3)-coumarin	—	91	
Ethyl cyclohexanone-2-carboxylate	H ₂ SO ₄	1-Hydroxy-3-methyl-7,8,9,10-tetrahydro-6-dibenzopyrone	35	10	

Note: References 142-244 are listed on pp. 57-58.

†† By analogy with the other compounds obtained in the condensation of orcinol with β -ketonic esters, this compound is probably a 5-hydroxycoumarin derivative.

§§ By analogy with the other compounds obtained in the condensation of orcinol with β -ketonic esters, this compound is probably a 5-hydroxycoumarin derivative. The structure originally assigned (7-hydroxy-3-benzyl-4-phenyl-5-methylcoumarin) is incorrect; refs. 105, 106.

TABLE II—*Continued*
 CONDENSATIONS WITH DIHYDRIC PHENOLS

Phenol	Acid or Ester	Condensing Agent	Product	Yield %	Reference
5-Methyl-resorcinol (orcinol) (Cont'd)	Ethyl cyclohexanone-2-carboxylate	POCl ₃	5-Hydroxy-7-methylcyclohexeno-(1',2',4,3)-coumarin	—	124
	Ethyl cyclohexanone-2-carboxylate	POCl ₃	1-Hydroxy-3-methyl-7,8,9,10-tetrahydro-6-dibenzopyrone	66	10
	Ethyl 4-methylcyclohexanone-2-carboxylate	POCl ₃	5-Hydroxy-7,4'-dimethylcyclohexeno-(1',2',4,3)-coumarin	—	97
	Ethyl 5-methylcyclohexanone-2-carboxylate	H ₂ SO ₄ ; POCl ₃	5-Hydroxy-7,5'-dimethylcyclohexeno-(1',2',4,3)-coumarin	—	97
	Ethyl 5-methylcyclohexanone-2-carboxylate	POCl ₃	1-Hydroxy-3,9-dimethyl-7,8,9,10-tetrahydro-6-dibenzopyrone	62	10
	Ethyl 6-methylcyclohexanone-2-carboxylate	POCl ₃	5-Hydroxy-7,6'-dimethylcyclohexeno-(1',2',4,3)-coumarin	—	97
	Ethyl <i>trans</i> - β -decalone-3-carboxylate	H ₂ SO ₄	5-Hydroxy-7-methyl- <i>trans</i> -octalino-(2',3',4,3)-coumarin	—	97
2-Ethyl-resorcinol	Ethyl acetoacetate	H ₂ SO ₄	7-Hydroxy-4-methyl-8-ethylcoumarin	79	183
4-Ethyl-resorcinol	Ethyl acetoacetate	H ₂ SO ₄	7-Hydroxy-4-methyl-6-ethylcoumarin	49-80-85	184, 185 Quant.
	Ethyl acetoacetate	H ₂ SO ₄ (73%)	7-Hydroxy-4-methyl-6-ethylcoumarin	80-85	186
	Ethyl α -methylacetoacetate	H ₂ SO ₄ (73%)	7-Hydroxy-3,4-dimethyl-6-ethylcoumarin	90	55
	Ethyl α -methylacetoacetate	POCl ₃	7-Hydroxy-3,4-dimethyl-6-ethylcoumarin	—	187
	Ethyl α -ethylacetoacetate	H ₂ SO ₄ (73%)	7-Hydroxy-3,6-diethyl-4-methylcoumarin	75	55
	Ethyl α -ethylacetoacetate	POCl ₃	7-Hydroxy-3,6-diethyl-4-methylcoumarin	—	187
	Ethyl α -propylacetoacetate	H ₂ SO ₄ (73%)	7-Hydroxy-3-propyl-4-methyl-6-ethylcoumarin	65	55
	Ethyl α -propylacetoacetate	POCl ₃	7-Hydroxy-3-propyl-4-methyl-6-ethylcoumarin	—	187
	Ethyl α -butylacetoacetate	H ₂ SO ₄ (73%)	7-Hydroxy-3-butyl-4-methyl-6-ethylcoumarin	—	55
	Ethyl α -butylacetoacetate	POCl ₃	7-Hydroxy-3-butyl-4-methyl-6-ethylcoumarin	—	187
	Ethyl α -allylacetoacetate	H ₂ SO ₄ (73%)	7-Hydroxy-3-allyl-4-methyl-6-ethylcoumarin	45	55
	Ethyl α -(α -hydroxy- β,β,β -trichloroethyl)acetoacetate	H ₂ SO ₄ (80%)	7-Hydroxy-3-(α -hydroxy- β,β,β -trichloroethyl)-4-methyl-6-ethylcoumarin	Poor	74
	Ethyl α -(α -hydroxy- β,β,β -trichloroethyl)acetoacetate	POCl ₃	7-Hydroxy-3-(α -hydroxy- β,β,β -trichloroethyl)-4-methyl-6-ethylcoumarin	27	74
Diethyl acetosuccinate	H ₂ SO ₄ (80%)	Ethyl 7-hydroxy-4-methyl-6-ethylcoumarin-3-acetate	38	181	
Diethyl acetosuccinate	POCl ₃	Ethyl 7-hydroxy-4-methyl-6-ethylcoumarin-3-acetate	76	181	
Ethyl benzoylacetate	H ₂ SO ₄ (73%)	7-Hydroxy-4-phenyl-6-ethylcoumarin	90	55	
Ethyl cyclopentanone-2-carboxylate	H ₂ SO ₄	7-Hydroxy-6-ethylcyclopenteno-(1',2',4,3)-coumarin	32	91	

Note: References 142-244 are listed on pp. 57-58.

||| Sen and Basu (ref. 94) have carried out the same condensation and assigned the 7-hydroxy structure to the condensation product. Chowdhry and Desai (ref. 97) have shown this to be incorrect and have assigned the 5-hydroxy-coumarin structure.

TABLE II—*Continued*
 CONDENSATIONS WITH DIHYDRIC PHENOLS

Phenol	Acid or Ester	Condensing Agent	Product	Yield %	Reference
4-Ethyl-resorcinol (<i>Cont'd</i>)	Ethyl 4-methylcyclopentanone-2-carboxylate	H ₂ SO ₄	7-Hydroxy-4'-methyl-6-ethylcyclopenteno-(1',2',4,3)-coumarin	—	91
	Ethyl cyclohexanone-2-carboxylate	POCl ₃	7-Hydroxy-6-ethylcyclohexeno-(1',2',4,3)-coumarin	—	124
	Ethyl 4-methylcyclohexanone-2-carboxylate	H ₂ SO ₄	7-Hydroxy-4'-methyl-6-ethylcyclohexeno-(1',2',4,3)-coumarin	—	96
	Ethyl 5-methylcyclohexanone-2-carboxylate	H ₂ SO ₄	7-Hydroxy-5'-methyl-6-ethylcyclohexeno-(1',2',4,3)-coumarin	—	96
	Ethyl 6-methylcyclohexanone-2-carboxylate	POCl ₃	7-Hydroxy-6'-methyl-6-ethylcyclohexeno-(1',2',4,3)-coumarin	—	97
	Ethyl <i>trans</i> - β -decalone-3-carboxylate	H ₂ SO ₄	7-Hydroxy-6-ethyl- <i>trans</i> -octalino-(2',3',4,3)-coumarin	—	96
5-Ethyl-resorcinol	Ethyl 1-methylcyclohexanone-4-carboxylate	H ₂ SO ₄	5-Hydroxy-5'-methyl-7-ethyl-3,4-cyclohexenocoumarin	—	37
4-Propyl-resorcinol	Ethyl acetoacetate	H ₂ SO ₄	7-Hydroxy-4-methyl-6-propylcoumarin	—	185
	Ethyl α -(α -hydroxy- β , β , β -trichloroethyl)acetoacetate	POCl ₃	7-Hydroxy-3-(α -hydroxy- β , β , β -trichloroethyl)-4-methyl-6-propylcoumarin	Low	74
	Diethyl acetosuccinate	H ₂ SO ₄	Ethyl 7-hydroxy-4-methyl-6-propylcoumarin-3-acetate	38	181
	Diethyl acetosuccinate	POCl ₃	Ethyl 7-hydroxy-4-methyl-6-propylcoumarin-3-acetate	Quant.	181
5-Propyl-resorcinol	Ethyl 5-methylcyclohexanone-2-carboxylate	POCl ₃	1-Hydroxy-3-propyl-9-methyl-7,8,9,10-tetrahydro-6-dibenzopyrone	55	38
4-Butyl-resorcinol	Ethyl α -(α -hydroxy- β , β , β -trichloroethyl)acetoacetate	POCl ₃	7-Hydroxy-3-(α -hydroxy- β , β , β -trichloroethyl)-4-methyl-6-butylcoumarin	—	188
	Diethyl acetosuccinate	POCl ₃	Ethyl 7-hydroxy-4-methyl-6-butylcoumarin-3-acetate	—	181
5-Butyl-resorcinol	Ethyl 5-methylcyclohexanone-2-carboxylate	POCl ₃	1-Hydroxy-3-butyl-9-methyl-7,8,9,10-tetrahydro-6-dibenzopyrone	59	38
2-Isoamyl-resorcinol (tetrahydro-tubanol)	Malic acid	H ₂ SO ₄	7-Hydroxy-8-isoamylcoumarin	39	189
	Ethyl acetoacetate	H ₂ SO ₄	7-Hydroxy-4-methyl-8-isoamylcoumarin	20	169
	Ethyl 3-hydroxy-7-methoxy-3-chromene-4-carboxylate	HCl	7-Hydroxy-7'-methoxy-8-isoamylchromeno-(3',4',4,3)-coumarin	—	99
	Ethyl 3-hydroxy-8-methoxy-3-chromene-4-carboxylate	HCl	7-Hydroxy-8'-methoxy-8-isoamylchromeno-(3',4',4,3)-coumarin	49	99
	Ethyl 3-hydroxy-6,7-dimethoxy-3-chromene-4-carboxylate	H ₂ SO ₄ (85%)	7-Hydroxy-6',7'-dimethoxy-8-isoamylchromeno-(3',4',4,3)-coumarin	—	99
2-Isoamyl-resorcinol monomethyl ether	Malic acid	H ₂ SO ₄	7-Methoxy-8-isoamylcoumarin	66	190, 191
4-Isoamyl-resorcinol	Malic acid	H ₂ SO ₄	7-Hydroxy-6-isoamylcoumarin	—	192
	Ethyl acetoacetate	H ₂ SO ₄ ; POCl ₃ ; AlCl ₃	7-Hydroxy-4-methyl-6-isoamylcoumarin	—	30

Note: References 142-244 are listed on pp. 57-58.

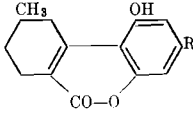
TABLE II—Continued

CONDENSATIONS WITH DIHYDRIC PHENOLS

Phenol	Acid or Ester	Condensing Agent	Product	Yield %	Reference	
5-Amyl-resorcinol (olivetol)	Ethyl acetoacetate	H ₂ SO ₄	5-Hydroxy-4-methyl-7-amylcoumarin	—	36	
	Ethyl acetoacetate	POCl ₃	5-Hydroxy-4-methyl-7-amylcoumarin	85	182, 193	
	Ethyl α -butylacetoacetate	POCl ₃	5-Hydroxy-3-butyl-4-methyl-7-amylcoumarin	66	182, 193	
	Ethyl cyclopentanone-2-carboxylate	H ₂ SO ₄	5-Hydroxy-7-amyl-3,4-cyclopentenocoumarin	—	36	
	Ethyl cyclohexanone-2-carboxylate	H ₂ SO ₄	5-Hydroxy-7-amyl-3,4-cyclohexenocoumarin	—	36	
	Ethyl cyclohexanone-2-carboxylate	POCl ₃	1-Hydroxy-3-amyl-7,8,9,10-tetrahydro-6-dibenzopyrone	82	93	
	Ethyl 4-methylcyclohexanone-2-carboxylate	POCl ₃	1-Hydroxy-3-amyl-8-methyl-7,8,9,10-tetrahydro-6-dibenzopyrone	76	93	
	Ethyl 1-methylcyclohexanone-4-carboxylate	H ₂ SO ₄	5-Hydroxy-5'-methyl-7-amyl-3,4-cyclohexenocoumarin	91	9	
	Ethyl 5-methylcyclohexanone-2-carboxylate	POCl ₃	1-Hydroxy-3-amyl-9-methyl-7,8,9,10-tetrahydro-6-dibenzopyrone	57-75	93, 194	
	Ethyl 5-ethylcyclohexanone-2-carboxylate	POCl ₃	1-Hydroxy-3-amyl-9-ethyl-7,8,9,10-tetrahydro-6-dibenzopyrone	46	98	
	Ethyl 6-methylcyclohexanone-2-carboxylate	POCl ₃	1-Hydroxy-3-amyl-10-methyl-7,8,9,10-tetrahydro-6-dibenzopyrone	—	93	
	Ethyl 3,5-dimethylcyclohexanone-2-carboxylate	POCl ₃	1-Hydroxy-3-amyl-7,9-dimethyl-7,8,9,10-tetrahydro-6-dibenzopyrone	63	98	
	Ethyl 4,5-dimethylcyclohexanone-2-carboxylate	POCl ₃	1-Hydroxy-3-amyl-8,9-dimethyl-7,8,9,10-tetrahydro-6-dibenzopyrone	61	98	
	Ethyl 5,5-dimethylcyclohexanone-2-carboxylate	POCl ₃	1-Hydroxy-3-amyl-9,9-dimethyl-7,8,9,10-tetrahydro-6-dibenzopyrone	33	98	
	Ethyl cycloheptanone-2-carboxylate	POCl ₃	5-Hydroxy-7-amyl-3,4-pentamethylene coumarin	45	98	
	5-Isoamyl-resorcinol	Ethyl 1-methylcyclohexanone-4-carboxylate	H ₂ SO ₄	5-Hydroxy-5'-methyl-7-isoamyl-3,4-cyclohexenocoumarin	—	37
	4-Hexyl-resorcinol	Ethyl acetoacetate	H ₂ SO ₄ (82%)	7-Hydroxy-4-methyl-6-hexylcoumarin	39	195
5-Hexyl-resorcinol	Ethyl 5-methylcyclohexanone-2-carboxylate	POCl ₃	1-Hydroxy-3-hexyl-9-methyl-7,8,9,10-tetrahydro-6-dibenzopyrone	52	38	
5-Isiohexyl-resorcinol	Ethyl 1-methylcyclohexanone-3-carboxylate	H ₂ SO ₄	5-Hydroxy-5'-methyl-7-isiohexyl-3,4-cyclohexenocoumarin	—	37	
5-Heptyl-resorcinol	Ethyl 5-methylcyclohexanone-2-carboxylate	POCl ₃	1-Hydroxy-3-heptyl-9-methyl-7,8,9,10-tetrahydro-6-dibenzopyrone	59	38	
5-Octyl-resorcinol	Ethyl 5-methylcyclohexanone-2-carboxylate	POCl ₃	1-Hydroxy-3-octyl-9-methyl-7,8,9,10-tetrahydro-6-dibenzopyrone	59	38	
4-Dodecyl-resorcinol	Ethyl acetoacetate	H ₂ SO ₄ ; POCl ₃ ; AlCl ₃	7-Hydroxy-4-methyl-6-dodecylcoumarin	—	30	

Note: References 142-244 are listed on pp. 57-58

TABLE II—Continued
 CONDENSATIONS WITH DIHYDRIC PHENOLS

Phenol	Acid or Ester	Condensing Agent	Product	Yield %	Reference
4-Hexadecyl-resorcinol	Ethyl acetoacetate	H ₂ SO ₄ ; POCl ₃ ; AlCl ₃	7-Hydroxy-4-methyl-6-hexadecyl-coumarin	—	30
4-Octadecyl-resorcinol	Ethyl acetoacetate	POCl ₃	7-Hydroxy-4-methyl-6-octadecyl-coumarin	—	196
<i>Miscellaneous C-Alkylresorcinsols</i>					
5-Alkyl-resorcinol	Ethyl 5-methylcyclohexanone-2-carboxylate	POCl ₃	1-Hydroxy-3-alkyl-9-methyl-7,8,9,10-tetrahydro-6-dibenzopyrone		
					
			R = alkyl group		
5-Alkyl substituent			3-Alkyl substituent		
1-Methylbutyl	Ethyl 5-methylcyclohexanone-2-carboxylate	POCl ₃	1-Methylbutyl	70	197
1-Ethylbutyl	Ethyl 5-methylcyclohexanone-2-carboxylate	POCl ₃	1-Ethylbutyl	73	197
1-Methylpentyl	Ethyl 5-methylcyclohexanone-2-carboxylate	POCl ₃	1-Methylpentyl	53	197
1-n-Propylpentyl	Ethyl 5-methylcyclohexanone-2-carboxylate	POCl ₃	1-n-Propylpentyl	51	197
1-Methylhexyl	Ethyl 5-methylcyclohexanone-2-carboxylate	POCl ₃	1-Methylhexyl	47	197
1-Methylheptyl	Ethyl 5-methylcyclohexanone-2-carboxylate	POCl ₃	1-Methylheptyl	62	197
—CH(CH ₃)-(CH ₂) ₆ CH ₃	Ethyl 5-methylcyclohexanone-2-carboxylate	POCl ₃	—CH(CH ₃)(CH ₂) ₆ CH ₃	38	198
—CH(CH ₃)-(CH ₂) ₇ CH ₃	Ethyl 5-methylcyclohexanone-2-carboxylate	POCl ₃	—CH(CH ₃)(CH ₂) ₇ CH ₃	41	198
—CH ₂ CH-(CH ₃)CH ₂ -CH ₂ CH ₃	Ethyl 5-methylcyclohexanone-2-carboxylate	POCl ₃	—CH ₂ CH(CH ₃)CH ₂ CH ₂ CH ₃	60	198
—CH ₂ CH ₂ -CH(CH ₃)-CH ₂ CH ₃	Ethyl 5-methylcyclohexanone-2-carboxylate	POCl ₃	—CH ₂ CH ₂ CH(CH ₃)CH ₂ CH ₃	72	198
—CH ₂ CH ₂ -CH ₂ CH(CH ₃) ₂	Ethyl 5-methylcyclohexanone-2-carboxylate	POCl ₃	—CH ₂ CH ₂ CH ₂ CH(CH ₃) ₂	73	198
—C(CH ₃) ₂ -C ₃ H ₇	Ethyl 5-methylcyclohexanone-2-carboxylate	POCl ₃	—C(CH ₃) ₂ C ₃ H ₇	73	199
—C(CH ₃)-CH(CH ₃)-C ₂ H ₅	Ethyl 5-methylcyclohexanone-2-carboxylate	POCl ₃	—C(CH ₃)CH(CH ₃)C ₂ H ₅	30	199
—CH(C ₂ H ₅)-CH(CH ₃)-CH ₃	Ethyl 5-methylcyclohexanone-2-carboxylate	POCl ₃	—CH(C ₂ H ₅)CH(CH ₃)CH ₃	28	199
—C(CH ₃) ₂ -C ₆ H ₁₃	Ethyl 5-methylcyclohexanone-2-carboxylate	POCl ₃	—C(CH ₃) ₂ C ₆ H ₁₃	37	199
—CH(CH ₃)-CH(CH ₃)-C ₆ H ₁₁	Ethyl 5-methylcyclohexanone-2-carboxylate	POCl ₃	—CH(CH ₃)CH(CH ₃)C ₆ H ₁₁	24	199

Note: References 142-244 are listed on pp. 57-58.

TABLE II—*Continued*
 CONDENSATIONS WITH DIHYDRIC PHENOLS

Phenol	Acid or Ester	Condensing Agent	Product	Yield %	Reference	
β -Resorcylic acid	Malic acid	H ₂ SO ₄	7-Hydroxycoumarin-6-carboxylic acid	30	45, 200, 201	
	Malic acid	H ₂ SO ₄	7-Hydroxycoumarin-6-carboxylic acid (isolated as methyl 7-methoxycoumarin-8-carboxylate)	20	120	
Methyl β -resorcylate	Ethyl acetoacetate	H ₂ SO ₄	5-Hydroxycoumarin-6-carboxylic acid (isolated as methyl 5-methoxycoumarin-6-carboxylate)	1		
			7-Hydroxy-4-methylcoumarin-6-carboxylic acid	21	45	
	Ethyl acetoacetate	AlCl ₃	7-Hydroxy-4-methylcoumarin-6-carboxylic acid	Traces		
			5-Hydroxy-4-methylcoumarin-6-carboxylic acid	14	53	
	Ethyl 4-methylcyclopentanone-2-carboxylate		H ₂ SO ₄ (73%)	7-Hydroxy-6-carboxy-3,4-(4'-methylcyclopenteno)coumarin	—	48
	Ethyl cyclohexanone-2-carboxylate		H ₂ SO ₄ (73%)	7-Hydroxy-6-carboxy-3,4-cyclohexenocoumarin	—	48
	Malic acid	H ₂ SO ₄	7-Hydroxycoumarin-6-carboxylic acid	—	45	
			Ethyl acetoacetate	H ₂ SO ₄ (80%)	Methyl 7-hydroxy-4-methylcoumarin-6-carboxylate	43
	Ethyl acetoacetate	P ₂ O ₅	7-Hydroxy-4-methylcoumarin-6-carboxylic acid	31		
			Methyl 7-hydroxy-4-methylcoumarin-6-carboxylate	3	45	
	Ethyl acetoacetate		POCl ₃	Methyl 7-hydroxy-4-methylcoumarin-6-carboxylate	5	45
	Ethyl acetoacetate	AlCl ₃	Methyl 5-hydroxy-4-methylcoumarin-6-carboxylate	18	53	
Methyl 7-hydroxy-4-methylcoumarin-6-carboxylate			2			
Ethyl acetoacetate		HCl	Methyl 7-hydroxy-4-methylcoumarin-6-carboxylate	19	45	
Ethyl acetoacetate	ZnCl ₂	Methyl 5-hydroxy-4-methylcoumarin-6-carboxylate	—	53		
		Methyl 7-hydroxy-4-methylcoumarin-6-carboxylate	—			
Ethyl α -chloroacetoacetate		H ₂ SO ₄ (80%)	Methyl 7-hydroxy-3-chloro-4-methylcoumarin-6-carboxylate	6	46	
Ethyl α -methylacetoacetate	H ₂ SO ₄ (80%)	Methyl 7-hydroxy-3,4-dimethylcoumarin-6-carboxylate	20	47		
		7-Hydroxy-3,4-dimethylcoumarin-6-carboxylic acid	7			
Ethyl α -ethylacetoacetate		H ₂ SO ₄ (80%)	Methyl 7-hydroxy-3-ethyl-4-methylcoumarin-6-carboxylate	—	47	
Ethyl α -propylacetoacetate	H ₂ SO ₄ (80%)	Methyl 7-hydroxy-3-propyl-4-methylcoumarin-6-carboxylate	—	47		
		7-Hydroxy-3-propyl-4-methylcoumarin-6-carboxylic acid	—			
Ethyl α -butylacetoacetate	H ₂ SO ₄ (80%)	Methyl 7-hydroxy-3-butyl-4-methylcoumarin-6-carboxylate	—	47		
		7-Hydroxy-3-butyl-4-methylcoumarin-6-carboxylic acid	—			
Ethyl α -benzylacetoacetate		H ₂ SO ₄ (80%)	Methyl 7-hydroxy-3-benzyl-4-methylcoumarin-6-carboxylate	—	47	

Note: References 142-244 are listed on pp. 57-58.

TABLE II—Continued
 CONDENSATIONS WITH DIHYDRIC PHENOLS

Phenol	Acid or Ester	Condensing Agent	Product	Yield %	Reference
Methyl β -resorcylate	Diethyl acetosuccinate	H ₂ SO ₄ (80%)	Methyl 7-hydroxy-4-methylcoumarin-6-carboxylate ¶¶	54	42
(Cont'd)	Ethyl α -benzoylacetacetate	H ₂ SO ₄ (80%)	Methyl 7-hydroxy-4-phenylcoumarin-6-carboxylate *	6	46
			7-Hydroxy-4-phenylcoumarin-6-carboxylic acid *	2	
	Diethyl acetonedicarboxylate	H ₂ SO ₄ (80%)	Ethyl 7-hydroxy-6-carbomethoxycoumarin-4-acetate	8	46
			7-Hydroxy-6-carbomethoxycoumarin-4-acetic acid	12	
	Ethyl cyclopentanone-2-carboxylate	H ₂ SO ₄ (73%)	7-Hydroxy-6-carbomethoxy-3,4-cyclopentenocoumarin	42	48
	Ethyl 4-methylcyclopentanone-2-carboxylate	H ₂ SO ₄ (73%)	7-Hydroxy-6-carbomethoxy-3,4-(4'-methylcyclopenteno)coumarin	46	48
	Ethyl cyclohexanone-2-carboxylate	H ₂ SO ₄ (73%)	7-Hydroxy-6-carbomethoxy-3,4-cyclohexenocoumarin	61	48
	Ethyl cyclohexanone-2-carboxylate	POCl ₃	7-Hydroxy-6-carbomethoxy-3,4-cyclohexenocoumarin	77	48
	Ethyl cyclohexanone-2-carboxylate	AlCl ₃	7-Hydroxy-6-carbomethoxy-3,4-cyclohexenocoumarin	77	48
γ -Resorcylic acid	Ethyl acetoacetate	H ₂ SO ₄	7-Hydroxy-4-methylcoumarin-8-carboxylic acid	60	49
2-Acetylresorcinol	Ethyl acetoacetate	H ₂ SO ₄ (78%)	7-Hydroxy-4-methyl-8-acetylcoumarin	46	17
	Ethyl acetoacetate	AlCl ₃	7-Hydroxy-4-methyl-8-acetylcoumarin	74	17
	Ethyl acetoacetate	FeCl ₃	7-Hydroxy-4-methyl-8-acetylcoumarin	—	128
	Diethyl acetosuccinate	H ₂ SO ₄ (80%)	7-Hydroxy-4-methyl-8-acetylcoumarin-3-acetic acid	—	42
	Diethyl acetosuccinate	POCl ₃	Ethyl 7-hydroxy-4-methyl-8-acetylcoumarin-3-acetate	—	42
4-Acetylresorcinol (resacetophenone)	Malic acid	H ₂ SO ₄	7-Hydroxycoumarin *	—	202
	Ethyl acetoacetate	POCl ₃	7-Hydroxy-4-methyl-6-acetylcoumarin	40	203
	Ethyl acetoacetate	POCl ₃	7-Hydroxy-4-methyl-6-acetylcoumarin	40	12
			5-Hydroxy-4-methyl-6-acetylcoumarin	—	
	Ethyl acetoacetate	AlCl ₃	5-Hydroxy-4-methyl-6-acetylcoumarin	37-41	53
	Ethyl α -methylacetoacetate	AlCl ₃	5-Hydroxy-3,4-dimethyl-6-acetylcoumarin	7	116
	Ethyl α -ethylacetoacetate	AlCl ₃	5-Hydroxy-3-ethyl-4-methyl-6-acetylcoumarin	—	116
	Ethyl α -benzylacetoacetate	AlCl ₃	5-Hydroxy-3-benzyl-4-methyl-6-acetylcoumarin	—	116
	Ethyl cyclopentanone-2-carboxylate	POCl ₃	7-Hydroxy-6-acetyl-3,4-cyclopentenocoumarin	25	48
	Ethyl cyclopentanone-2-carboxylate	AlCl ₃	5-Hydroxy-6-acetyl-3,4-cyclopentenocoumarin	—	48
	Ethyl 4-methylcyclopentanone-2-carboxylate	AlCl ₃	5-Hydroxy-6-acetyl-3,4-(4'-methylcyclopenteno)coumarin	—	48

Note: References 142-244 are listed on pp. 57-58.

¶¶ In this condensation a $-\text{CH}_2\text{CO}_2\text{C}_2\text{H}_5$ group was eliminated.

* In this condensation an acetyl group was eliminated.

TABLE II—Continued
 CONDENSATIONS WITH DIHYDRIC PHENOLS

Phenol	Acid or Ester	Condensing Agent	Product	Yield %	Reference
4-Acetyl-resorcinol (resacetophenone) (<i>Con'd</i>)	Ethyl cyclohexanone-2-carboxylate	POCl ₃	7-Hydroxy-6-acetylcyclohexeno-(1',2',4,3)-coumarin	—	96
	Ethyl cyclohexanone-2-carboxylate	AlCl ₃	5-Hydroxy-6-acetyl-3,4-cyclohexenocoumarin	82	48
	Ethyl 4-methylcyclohexanone-2-carboxylate	POCl ₃	7-Hydroxy-4'-methyl-6-acetylcyclohexeno-(1',2',4,3)-coumarin	—	96
	Ethyl 5-methylcyclohexanone-2-carboxylate	POCl ₃	7-Hydroxy-5'-methyl-6-acetylcyclohexeno-(1',2',4,3)-coumarin	—	96
	Ethyl <i>trans</i> -β-decalone-3-carboxylate	POCl ₃	7-Hydroxy-6-acetyl- <i>trans</i> -octalino-(2',3',4,3)-coumarin	—	96
α-Chlororesacetophenone	Ethyl acetoacetate	H ₂ SO ₄	7-Hydroxy-4-methyl-6-chloroaceto-coumarin	9	126
	Ethyl acetoacetate	HCl	7-Hydroxy-4-methyl-6-chloroaceto-coumarin	4	126
	Diethyl oxalacetate	ZnCl ₂ + HCl	7-Hydroxy-4-carbethoxy-6-chloroaceto-coumarin	45	126
2-Propionyl-resorcinol	Ethyl acetoacetate	H ₂ SO ₄	7-Hydroxy-4-methyl-8-propionyl-coumarin	—	204
4-Propionyl-resorcinol	Ethyl acetoacetate	POCl ₃	7-Hydroxy-4-methyl-6-propionyl-coumarin	25	12
	Ethyl acetoacetate	AlCl ₃	5-Hydroxy-4-methyl-6-propionyl-coumarin	24	114
2-Butyryl-resorcinol	Ethyl acetoacetate	H ₂ SO ₄	7-Hydroxy-4-methyl-8-butyryl-coumarin	—	205
4-Butyryl-resorcinol	Ethyl acetoacetate	POCl ₃	7-Hydroxy-4-methyl-6-butyryl-coumarin	30	12
	Ethyl acetoacetate	AlCl ₃	5-Hydroxy-4-methyl-6-butyryl-coumarin	37	114
4-Isovaleryl-resorcinol	Ethyl acetoacetate	AlCl ₃	5-Hydroxy-4-methyl-6-isovaleryl-coumarin	45	115
4-Lauroyl-resorcinol	Ethyl acetoacetate	AlCl ₃	5-Hydroxy-4-methyl-6-lauroyl-coumarin	27	115
4-Palmitoyl-resorcinol	Ethyl acetoacetate	AlCl ₃	5-Hydroxy-4-methyl-6-palmitoyl-coumarin	84	115
4-Stearoyl-resorcinol	Ethyl acetoacetate	AlCl ₃	5-Hydroxy-4-methyl-6-stearoyl-coumarin	33	196
2-Benzoyl-resorcinol	Ethyl acetoacetate	H ₂ SO ₄	7-Hydroxy-4-methyl-8-benzoyl-coumarin	—	54
	Diethyl acetosuccinate	POCl ₃	Ethyl 7-hydroxy-4-methyl-8-benzoylcoumarin-3-acetate	—	42
4-Benzoyl-resorcinol	Ethyl acetoacetate	POCl ₃	7-Hydroxy-4-methyl-6-benzoyl-coumarin	10	12
	Ethyl acetoacetate	AlCl ₃	5-Hydroxy-4-methyl-6-benzoyl-coumarin	—	17
2-<i>o</i>-Toluy-resorcinol	Ethyl acetoacetate	H ₂ SO ₄	7-Hydroxy-4-methyl-8- <i>o</i> -toluy-coumarin	—	205
2-<i>p</i>-Toluy-resorcinol	Ethyl acetoacetate	H ₂ SO ₄	7-Hydroxy-4-methyl-8- <i>p</i> -toluy-coumarin	—	204
4-<i>p</i>-Toluy-resorcinol	Ethyl acetoacetate	AlCl ₃	5-Hydroxy-4-methyl-6- <i>p</i> -toluy-coumarin	55	114
4-Phenyl-acetyl-resorcinol	Ethyl acetoacetate	AlCl ₃	5-Hydroxy-4-methyl-6-phenyl-acetylcoumarin	42	114
4-Chloro-5-methyl-resorcinol	Ethyl acetoacetate	H ₂ SO ₄ ; P ₂ O ₅	5-Hydroxy-6-chloro-4,7-dimethyl-coumarin	—	43
	Ethyl α-methylacetoacetate	H ₂ SO ₄ ; P ₂ O ₅	5-Hydroxy-6-chloro-3,4,7-trimethylcoumarin	—	43

Note: References 142-244 are listed on pp. 57-58.

TABLE II—*Continued*
 CONDENSATIONS WITH DIHYDRIC PHENOLS

Phenol	Acid or Ester	Condensing Agent	Product	Yield %	Reference
4-Chloro-5-methyl-resorcinol (<i>Cont'd</i>)	Ethyl α -ethylacetoacetate	H ₂ SO ₄ ; P ₂ O ₅	5-Hydroxy-6-chloro-3-ethyl-4,7-dimethylcoumarin	—	43
	Citric acid	H ₂ SO ₄	5-Hydroxy-6-chloro-7-methylcoumarin-4-acetic acid	—	43
4-Chloro-6-ethyl-resorcinol	Ethyl acetoacetate	H ₂ SO ₄ ; P ₂ O ₅	5-Hydroxy-4-methyl-6(or 8)-chloro-8(or 6)-ethylcoumarin	—	185
	Ethyl α -methylacetoacetate	H ₂ SO ₄	5-Hydroxy-3,4-dimethyl-6(or 8)-chloro-8(or 6)-ethylcoumarin	—	185
4-Bromo-5-methyl-resorcinol	Ethyl acetoacetate	H ₂ SO ₄ ; P ₂ O ₅	5-Hydroxy-6-bromo-4,7-dimethylcoumarin	—	43
	Ethyl α -methylacetoacetate	H ₂ SO ₄	5-Hydroxy-6-bromo-3,4,7-trimethylcoumarin	—	43
4-Chloro-6-propionyl-resorcinol	Ethyl acetoacetate	H ₂ SO ₄	5-Hydroxy-4-methyl-6(or 8)-chloro-8(or 6)-propionylcoumarin	—	185
6-Bromo-4-acetyl-resorcinol	Ethyl acetoacetate	AlCl ₃	5-Hydroxy-4-methyl-6-acetyl-8-bromocoumarin	16	117
4,6-Dimethyl-resorcinol	Ethyl acetoacetate	H ₂ SO ₄	5-Hydroxy-4,6,8-trimethylcoumarin	—	206
2-Methyl-4-ethyl-resorcinol	Ethyl acetoacetate	H ₂ SO ₄ (80%)	7-Hydroxy-4,8-dimethyl-6-ethylcoumarin	—	22
2-Methyl-4-propyl-resorcinol	Ethyl acetoacetate	H ₂ SO ₄ (80%)	7-Hydroxy-4,8-dimethyl-6-propylcoumarin	—	23
2-Ethyl-4-methyl-resorcinol	Ethyl acetoacetate	H ₂ SO ₄	7-Hydroxy-4,6-dimethyl-8-ethylcoumarin	90	180
2-Ethyl-5-methyl-resorcinol	Ethyl acetoacetate	H ₂ SO ₄ (73%)	7-Hydroxy-4,5-dimethyl-8-ethylcoumarin	70	207
	Ethyl α -methylacetoacetate	H ₂ SO ₄ (73%)	7-Hydroxy-3,4,5-trimethyl-8-ethylcoumarin	—	207
	Ethyl α -ethylacetoacetate	H ₂ SO ₄ (73%)	7-Hydroxy-3,8-diethyl-4,5-dimethylcoumarin	—	207
	Ethyl α -propylacetoacetate	H ₂ SO ₄ (73%)	7-Hydroxy-3-propyl-4,5-dimethyl-8-ethylcoumarin	—	207
2,4-Diethyl-resorcinol	Ethyl acetoacetate	H ₂ SO ₄ ; C ₂ H ₅ ONa	7-Hydroxy-4-methyl-6,8-diethylcoumarin	—	208
4-Ethyl-5-methyl-resorcinol	Malic acid	H ₂ SO ₄ (85%)	7-Hydroxy-5-methyl-6-ethylcoumarin	50	209
	Ethyl acetoacetate	H ₂ SO ₄ (85%)	5-Hydroxy-4,7-dimethyl-6-ethylcoumarin	60	209
4,6-Diethyl-resorcinol	Malic acid	H ₂ SO ₄ (75%)	5-Hydroxy-6,8-diethylcoumarin	—	210
	Ethyl acetoacetate	H ₂ SO ₄ (75%)	5-Hydroxy-4-methyl-6,8-diethylcoumarin	—	210
	Ethyl cyclopentanone-2-carboxylate	POCl ₃	5-Hydroxy-6,8-diethylcyclopenteno-(1',2',4,3)-coumarin	38	91
	Ethyl 4-methylcyclopentanone-2-carboxylate	POCl ₃	5-Hydroxy-6,8-diethyl-4'-methylcyclopenteno-(1',2',4,3)-coumarin	—	91
2-Propyl-5-methyl-resorcinol	Ethyl acetoacetate	H ₂ SO ₄ (73%)	7-Hydroxy-4,5-dimethyl-8-propylcoumarin	—	207
	Ethyl α -methylacetoacetate	H ₂ SO ₄ (73%)	7-Hydroxy-3,4,5-trimethyl-8-propylcoumarin	—	207

Note: References 142-244 are listed on pp. 57-58.

TABLE II—*Continued*
 CONDENSATIONS WITH DIHYDRIC PHENOLS

Phenol	Acid or Ester	Condensing Agent	Product	Yield %	Reference
2-Propyl-5-methyl-resorcinol (<i>Conf'd</i>)	Ethyl α -ethylacetoacetate	H ₂ SO ₄ (73%)	7-Hydroxy-3-ethyl-4,5-dimethyl-8-propylcoumarin	—	207
	Ethyl α -propylacetoacetate	H ₂ SO ₄ (73%)	7-Hydroxy-3,8-dipropyl-4,5-dimethylcoumarin	—	207
2,4-Dihydroxy-5-ethylbenzoic acid	Ethyl acetoacetate	H ₂ SO ₄	5-Hydroxy-4-methyl-8-ethylcoumarin-6-carboxylic acid	15	211
	Ethyl acetoacetate	AlCl ₃	5-Hydroxy-4-methyl-8-ethylcoumarin-6-carboxylic acid	24	211
Methyl 2,4-dihydroxy-5-ethylbenzoate	Ethyl acetoacetate	H ₂ SO ₄ (73%)	Methyl 5-hydroxy-4-methyl-8-ethylcoumarin-6-carboxylate	38	12
	Ethyl acetoacetate	H ₂ SO ₄ (80%)	Methyl 5-hydroxy-4-methyl-8-ethylcoumarin-6-carboxylate	22	211
	Ethyl acetoacetate	AlCl ₃	Methyl 5-hydroxy-4-methyl-8-ethylcoumarin-6-carboxylate	49	211
5-Methyl-resorcinol-2-carboxylic acid (<i>p</i> -or-sellinic acid)	Ethyl acetoacetate	H ₂ SO ₄	7-Hydroxy-4,5-dimethylcoumarin-8-carboxylic acid	32	212
Ethyl 5-methyl-resorcinol-6-carboxylate	Malic acid	H ₂ SO ₄	5-Hydroxy-7-methylcoumarin †	67	213
	Ethyl acetoacetate	H ₂ SO ₄	Ethyl 5-hydroxy-4,7-dimethylcoumarin-6-carboxylate	60	213
	Ethyl acetoacetate	AlCl ₃	Ethyl 5-hydroxy-4,7-dimethylcoumarin-6-carboxylate	30	213
2,4-Dihydroxy-3-isoamylbenzoic acid	Malic acid	H ₂ SO ₄	7-Hydroxy-8-isoamylcoumarin-6-carboxylic acid	41	189
5-Methyl-2-acetyl-resoreinol (γ -orca-cetophenone)	Ethyl acetoacetate	H ₂ SO ₄ ; H ₂ SO ₄ (73%); POCl ₃	5-Hydroxy-4,7-dimethylcoumarin ‡	—	214
5-Methyl-6-acetyl-resoreinol (β -orca-cetophenone)	Ethyl acetoacetate	H ₂ SO ₄	5-Hydroxy-4,7-dimethylcoumarin †	—	17
	Ethyl acetoacetate	POCl ₃	5-Hydroxy-4,7-dimethyl-6-acetylcoumarin	18	12
	Ethyl acetoacetate	AlCl ₃	5-Hydroxy-4,7-dimethyl-6-acetylcoumarin	—	17
5-Methyl-2-propionyl-resorcinol	Ethyl acetoacetate	H ₂ SO ₄	5-Hydroxy-4,7-dimethylcoumarin † 5-Hydroxy-4,7-dimethylcoumarin §	—	215
5-Methyl-2-butyryl-resorcinol	Ethyl acetoacetate	H ₂ SO ₄	5-Hydroxy-4,7-dimethylcoumarin †	—	215
2-Ethyl-4-acetyl-resorcinol	Ethyl acetoacetate	POCl ₃	7-Hydroxy-4-methyl-6-acetyl-8-ethylcoumarin	24	184

Note: References 142-244 are listed on pp. 57-58.

† A carboxyl group was eliminated in the condensation.

‡ An acetyl group was eliminated in the condensation.

§ A propionyl group was eliminated in the condensation.

|| A butyryl group was eliminated in the condensation.

TABLE II—*Continued*
 CONDENSATIONS WITH DIHYDRIC PHENOLS

Phenol	Acid or Ester	Condensing Agent	Product	Yield %	Reference
4-Ethyl-2-acetyl-resorcinol	Ethyl α -methylacetoacetate	H ₂ SO ₄ (73%)	7-Hydroxy-3,4-dimethyl-6-ethyl-8-acetylcoumarin	75	55
	Ethyl α -ethylacetoacetate	H ₂ SO ₄ (73%)	7-Hydroxy-3,6-diethyl-4-methyl-8-acetylcoumarin	70	55
	Ethyl α -propylacetoacetate	H ₂ SO ₄ (73%)	7-Hydroxy-3-propyl-4-methyl-6-ethyl-8-acetylcoumarin	70	55
	Ethyl α -butylacetoacetate	H ₂ SO ₄ (73%)	7-Hydroxy-3-butyl-4-methyl-6-ethyl-8-acetylcoumarin	—	55
	Ethyl α -allylacetoacetate	H ₂ SO ₄ (73%)	7-Hydroxy-3-allyl-4-methyl-6-ethyl-8-acetylcoumarin	50	55
4-Ethyl-6-acetyl-resorcinol	Ethyl acetoacetate	POCl ₃	5-Hydroxy-4-methyl-6-acetyl-8-ethylcoumarin	—	12
	Ethyl acetoacetate	AlCl ₃	5-Hydroxy-4-methyl-6-acetyl-8-ethylcoumarin	39	117
4-Ethyl-2-benzoyl-resorcinol	Ethyl acetoacetate	H ₂ SO ₄	7-Hydroxy-4-methyl-6-ethyl-8-benzoylcoumarin	—	216
	Ethyl acetoacetate	H ₂ SO ₄ (73%)	7-Hydroxy-4-methyl-6-ethyl-8-benzoylcoumarin	66	207
2,4-Diethyl-5-methyl-resorcinol	Ethyl acetoacetate	AlCl ₃	7-Hydroxy-4,5-dimethyl-6,8-diethylcoumarin	—	207
4,6-Diethyl-5-methyl-resorcinol	Malic acid	H ₂ SO ₄ (85%)	5-Hydroxy-6,8-diethyl-7-methylcoumarin	—	209
	Ethyl acetoacetate	H ₂ SO ₄ (85%)	5-Hydroxy-4,7-dimethyl-6,8-diethylcoumarin	—	209
Hydroquinone	Malic acid	H ₂ SO ₄	6-Hydroxycoumarin	Poor	39
	Ethyl acetoacetate	H ₂ SO ₄	6-Hydroxy-4-methylcoumarin	20-34	148, 217
	Ethyl α -methylacetoacetate	H ₂ SO ₄	6-Hydroxy-3,4-dimethylcoumarin	3	108, 217
	Ethyl α -methylacetoacetate	P ₂ O ₅	6-Hydroxy-2,3-dimethylchromone	30	4
	Ethyl α -ethylacetoacetate	AlCl ₃	6-Hydroxy-3-ethyl-4-methylcoumarin	—	207
	Diethyl acetonedicarboxylate	H ₂ SO ₄	Ethyl 6-hydroxycoumarin-4-acetate	Poor	26
	Diethyl oxalacetate	H ₂ SO ₄	Ethyl 6-hydroxycoumarin-4-carboxylate	—	89
	Ethyl cyclohexanone-2-carboxylate	H ₂ SO ₄	6-Hydroxy-3,4-cyclohexenocoumarin	10	9
	Ethyl 1-methylcyclohexan-3-one-4-carboxylate	H ₂ SO ₄	6-Hydroxy-5'-methyl-3,4-cyclohexenocoumarin	2	9
	Ethyl acetoacetate	H ₂ SO ₄ (73%)	6-Hydroxy-4-methylcoumarin	30	56
Hydroquinone diacetate					
Hydroquinone monomethyl ether	Ethyl α -methylacetoacetate	H ₂ SO ₄	6-Methoxy-3,4-dimethylcoumarin	Poor	218
2-Chlorohydroquinone	Ethyl acetoacetate	H ₂ SO ₄ (73%)	6-Hydroxy-4-methyl-7-chlorocoumarin	20	56
2-Methylhydroquinone	Malic acid	H ₂ SO ₄ (85%)	6-Hydroxy-7-methylcoumarin	45	219
	Ethyl acetoacetate	H ₂ SO ₄ (73%)	6-Hydroxy-4,7-dimethylcoumarin	70	56
	Ethyl α -methylacetoacetate	H ₂ SO ₄ (73%)	6-Hydroxy-3,4,7-trimethylcoumarin	45	56
	Ethyl α -ethylacetoacetate	H ₂ SO ₄ (73%)	6-Hydroxy-3-ethyl-4,7-dimethylcoumarin	25	56

Note: References 142-244 are listed on pp. 57-58.

TABLE II—Continued

CONDENSATIONS WITH DIHYDRIC PHENOLS

Phenol	Acid or Ester	Condensing Agent	Product	Yield %	Reference
2-Methylhydroquinone (<i>Com' d</i>)	Ethyl α -propylacetoacetate	H ₂ SO ₄ (73%)	6-Hydroxy-3-propyl-4,7-dimethylcoumarin	20	56
	Ethyl benzoylacetate	H ₂ SO ₄ (73%)	6-Hydroxy-4-phenyl-7-methylcoumarin	45	56
2-Ethylhydroquinone	Ethyl acetoacetate	H ₂ SO ₄ (73%)	6-Hydroxy-4-methyl-7-ethylcoumarin	45	56
	Ethyl α -methylacetoacetate	H ₂ SO ₄ (73%)	6-Hydroxy-3,4-dimethyl-7-ethylcoumarin	40	56
	Ethyl α -ethylacetoacetate	H ₂ SO ₄ (73%)	6-Hydroxy-3,7-diethyl-4-methylcoumarin	35	56
	Ethyl α -propylacetoacetate	H ₂ SO ₄ (73%)	6-Hydroxy-3-propyl-4-methyl-7-ethylcoumarin	5-10	56
	Ethyl benzoylacetate	H ₂ SO ₄ (73%)	6-Hydroxy-4-phenyl-7-ethylcoumarin	15	56
2-Amylhydroquinone	Ethyl 1-methylcyclohexan-3-one-4-carboxylate	H ₂ SO ₄	6-Hydroxy-5'-methyl-7-amyl-3,4-cyclohexenocoumarin	—	36
Trimethylhydroquinone	Ethyl acetoacetate	P ₂ O ₅	6-Hydroxy-2,5,7,8-tetramethylchromone	17	220, 221
	Ethyl α -methylacetoacetate	P ₂ O ₅	6-Hydroxy-2,3,5,7,8-pentamethylchromone	19	221

Note: References 142-244 are listed on pp. 57-58.

TABLE III

CONDENSATIONS WITH TRIHYDRIC PHENOLS

Phenol	Acid or Ester	Condensing Agent	Product	Yield %	Reference
Pyrogallol	Malic acid	H ₂ SO ₄	7,8-Dihydroxycoumarin	—	1
	Ethyl acetoacetate	H ₂ SO ₄	7,8-Dihydroxy-4-methylcoumarin	—	2
	Ethyl acetoacetate	P ₂ O ₅	7,8-Dihydroxy-4-methylcoumarin	32	33, 107
	Ethyl acetoacetate	H ₃ PO ₄	7,8-Dihydroxy-4-methylcoumarin	—	127
	Ethyl acetoacetate	FeCl ₃ ; TiCl ₄	7,8-Dihydroxy-4-methylcoumarin	—	128
	Ethyl acetoacetate	SuCl ₄	7,8-Dihydroxy-4-methylcoumarin	Quant.	128
	Ethyl α -chloroacetoacetate	H ₂ SO ₄	7,8-Dihydroxy-3-chloro-4-methylcoumarin	50	32
	Ethyl α -chloroacetoacetate	P ₂ O ₅	7,8-Dihydroxy-3-chloro-4-methylcoumarin	—	33
	Ethyl α -methylacetoacetate	H ₂ SO ₄	7,8-Dihydroxy-3,4-dimethylcoumarin	31	107
	Ethyl α -methylacetoacetate	P ₂ O ₅	7,8-Dihydroxy-3,4-dimethylcoumarin	Poor	33, 107
	Ethyl α -ethylacetoacetate	H ₂ SO ₄	7,8-Dihydroxy-3-ethyl-4-methylcoumarin	—	33
	Ethyl α -allylacetoacetate	POCl ₃	7,8-Dihydroxy-3-allyl-4-methylcoumarin	68	70
	Ethyl α -allylacetoacetate	HCl	7,8-Dihydroxy-3-(β -chloropropyl)-4-methylcoumarin	47	124
	Ethyl α -(α -hydroxy- β , β , β -trichloroethyl)acetoacetate	H ₂ SO ₄ (78%)	7,8-Dihydroxy-3-(α -hydroxy- β , β , β -trichloroethyl)-4-methylcoumarin	26	72
	Ethyl α -(α -hydroxy- β , β , β -trichloroethyl)acetoacetate	POCl ₃	7,8-Dihydroxy-3-(α -hydroxy- β , β , β -trichloroethyl)-4-methylcoumarin	Quant.	72

Note: References 142-244 are listed on pp. 57-58.

TABLE III—*Continued*
 CONDENSATIONS WITH TRIHYDRIC PHENOLS

Phenol	Acid or Ester	Condensing Agent	Product	Yield %	Reference
Pyrogallol (<i>Cont'd</i>)	Ethyl α -phenylacetoacetate	H ₂ SO ₄	7,8-Dihydroxy-3-phenyl-4-methyl-eoumarin	—	105
	Ethyl α -phenylacetoacetate	H ₃ PO ₄	7,8-Dihydroxy-3-phenyl-4-methyl-eoumarin	—	127
	Ethyl α -benzylacetoacetate	H ₂ SO ₄	7,8-Dihydroxy-3-benzyl-4-methyl-eoumarin	—	105
	Ethyl α -benzylacetoacetate	POCl ₃	7,8-Dihydroxy-3-benzyl-4-methyl-eoumarin	—	172
	Ethyl α - <i>o</i> -carboxybenzyl-acetoacetate	HCl	7,8-Dihydroxy-3- <i>o</i> -carboxybenzyl-4-methyleoumarin	Good	79
	Diethyl acetosuccinate	H ₂ SO ₄ (at 0°C)	Ethyl 7,8-dihydroxy-4-methyl-eoumarin-3-acetate	11	34
	Diethyl acetosuccinate	H ₂ SO ₄ (room temp.)	7,8-Dihydroxy-4-methyleoumarin-3-acetic acid	—	34
	Diethyl acetosuccinate	H ₂ SO ₄ (room temp.)	Ethyl 7,8-dihydroxy-4-methyl-eoumarin-3-acetate	—	127
	Diethyl acetosuccinate	POCl ₃	Ethyl 7,8-dihydroxy-4-methyl-eoumarin-3-acetate	Excel- lent	34
	Diethyl α -acetylglutarate	H ₂ SO ₄ (78%)	7,8-Dihydroxy-4-methyleoumarin-3-propionic acid	45	77
	Ethyl α -phthalylacetoacetate	HCl	7,8-Dihydroxy-4-methyleoumarin-3-benzoyl- <i>o</i> -carboxylic acid	—	79
	Acetonedicarboxylic acid	H ₂ SO ₄	7,8-Dihydroxy-eoumarin-4-acetic acid	40-60	26
	Ethyl butyroacetate	H ₂ SO ₄ (75%)	7,8-Dihydroxy-4-propyleoumarin	—	35
	Ethyl benzoylacetate	H ₂ SO ₄	7,8-Dihydroxy-4-phenyleoumarin	—	222
	Ethyl benzoylacetate	P ₂ O ₅	7,8-Dihydroxy-4-phenyleoumarin	—	107
	Ethyl benzoylacetate	H ₃ PO ₄	7,8-Dihydroxy-4-phenyleoumarin	—	127
	Ethyl α -benzylbenzoylacetate	H ₂ SO ₄	7,8-Dihydroxy-3-benzyl-4-phenyl-eoumarin	Very good	105
	Ethyl α -benzylbenzoylacetate	HCl	7,8-Dihydroxy-3-benzyl-4-phenyl-eoumarin	Good	105
	Ethyl 3,4,5-trimethoxybenzoylacetate	H ₂ SO ₄ (73%)	7,8-Dihydroxy-4-(3',4',5'-trimethoxyphenyl)eoumarin	—	223
	Ethyl γ -phenylacetoacetate	H ₂ SO ₄ (80%)	7,8-Dihydroxy-4-benzyleoumarin	—	81
	Ethyl cyclopentanone-2-carboxylate	POCl ₃	7,8-Dihydroxy-cyclopenteno-(1',2',4,3)-coumarin	46	91
	Ethyl 4-methylecyclopentanone-2-carboxylate	H ₂ SO ₄	Methyl- α , β -cyclotrimethylene-daphnetin	—	92
	Ethyl 4-methylecyclopentanone-2-carboxylate	POCl ₃	7,8-Dihydroxy-4'-methylecyclopenteno-(1',2',4,3)-eoumarin	—	91
	Ethyl 4-methylecyclohexanone-2-carboxylate	H ₂ SO ₄	7,8-Dihydroxy-4'-methylecyclohexeno-(1',2',4,3)-eoumarin	—	97
	Ethyl 5-methylecyclohexanone-2-carboxylate	H ₂ SO ₄	3,4-Tetrahydro-4'-methylbenzo-7,8-dihydroxyeoumarin	Quant.	94
	Ethyl 5-methylecyclohexanone-2-carboxylate	H ₂ SO ₄ ; POCl ₃	7,8-Dihydroxy-5'-methylecyclohexeno-(1',2',4,3)-eoumarin	—	97
	Ethyl 6-methylecyclohexanone-2-carboxylate	POCl ₃	7,8-Dihydroxy-6'-methylecyclohexeno-(1',2',4,3)-eoumarin	—	97
	Ethyl <i>trans</i> - β -decalone-3-carboxylate	H ₂ SO ₄	7,8-Dihydroxy- <i>trans</i> -octalino-(2',3',4,3)-eoumarin	—	97
	Ethyl β -coumaranone-2-carboxylate	HCl	7,8-Dihydroxyeoumarono-(2',3',4,3)-eoumarin	—	100
	Ethyl 5-methyl- β -coumaranone-2-carboxylate	HCl	7,8-Dihydroxy-5'-methyleoumarono-(2',3',3,4)-eoumarin	—	100

Note: References 142-244 are listed on pp. 57-58.

TABLE III—Continued

CONDENSATIONS WITH TRIHYDRIC PHENOLS

Phenol	Acid or Ester	Condensing Agent	Product	Yield %	Reference
Pyrogallol (<i>Cont'd</i>)	Ethyl 6-methoxy- β -coumaranone-2-carboxylate	HCl	7,8-Dihydroxy-6'-methoxycoumarono-(2',3',3,4)-coumarin	—	100
	Ethyl 3-hydroxy-7-methoxy-3-chromene-4-carboxylate	H ₂ SO ₄ (86%); HCl	7,8-Dihydroxy-7'-methoxychromeno-(3',4',4,3)-coumarin	Poor	99
	Ethyl 3-hydroxy-8-methoxy-3-chromene-4-carboxylate	H ₂ SO ₄ (85%); HCl	7,8-Dihydroxy-8'-methoxychromeno-(3',4',4,3)-coumarin	—	99
	Ethyl 3-hydroxy-6,7-dimethoxy-3-chromene-4-carboxylate	H ₂ SO ₄ (85%)	7,8-Dihydroxy-6',7'-dimethoxychromeno-(3',4',4,3)-coumarin	—	99
4-Ethylpyrogallol	Ethyl acetoacetate	H ₂ SO ₄ (73%)	7,8-Dihydroxy-4-methyl-6-ethylcoumarin	70	57
	Ethyl α -methylacetoacetate	H ₂ SO ₄ (73%)	7,8-Dihydroxy-3,4-dimethyl-6-ethylcoumarin	50	57
	Ethyl α -ethylacetoacetate	H ₂ SO ₄ (73%)	7,8-Dihydroxy-3,6-diethyl-4-methylcoumarin	30	57
	Ethyl α -propylacetoacetate	H ₂ SO ₄ (73%)	7,8-Dihydroxy-3-propyl-4-methyl-6-ethylcoumarin	25	57
	Ethyl α -(α -hydroxy- β , β , β -trichloroethyl)acetoacetate	H ₂ SO ₄ (80%)	7,8-Dihydroxy-3-(α -hydroxy- β , β , β -trichloroethyl)-4-methyl-6-ethylcoumarin	Poor	74
	Ethyl α -(α -hydroxy- β , β , β -trichloroethyl)acetoacetate	POCl ₃	7,8-Dihydroxy-3-(α -hydroxy- β , β , β -trichloroethyl)-4-methyl-6-ethylcoumarin	52	74
	Diethyl acetosuccinate	POCl ₃	Ethyl 7,8-dihydroxy-4-methyl-6-ethylcoumarin-3-acetate	50	181
	Ethyl benzoylacetate	H ₂ SO ₄ (73%)	7,8-Dihydroxy-4-phenyl-6-ethylcoumarin	70	57
Methyl pyrogallol-4-carboxylate	Ethyl acetoacetate	H ₂ SO ₄ (73%)	Methyl 7,8-dihydroxy-4-methylcoumarin-6-carboxylate	30	57
Ethyl pyrogallol-4-carboxylate	Ethyl acetoacetate	H ₂ SO ₄ (73%)	Ethyl 7,8-dihydroxy-4-methylcoumarin-6-carboxylate	25	57
	Ethyl α -methylacetoacetate	H ₂ SO ₄ (73%)	Ethyl 7,8-dihydroxy-3,4-dimethylcoumarin-6-carboxylate	10	57
	Ethyl α -ethylacetoacetate	H ₂ SO ₄ (73%)	Ethyl 7,8-dihydroxy-3-ethyl-4-methylcoumarin-6-carboxylate	8	57
	Ethyl α -propylacetoacetate	H ₂ SO ₄ (73%)	Ethyl 7,8-dihydroxy-3-propyl-4-methylcoumarin-6-carboxylate	6-8	57
	Ethyl benzoylacetate	H ₂ SO ₄ (73%)	Ethyl 7,8-dihydroxy-4-phenylcoumarin-6-carboxylate	6	57
Gallacetophenone	Ethyl acetoacetate	POCl ₃	7,8-Dihydroxy-4-methyl-6-acetylcoumarin	18	12
α -Chlorogallacetophenone	Malic acid	H ₂ SO ₄	7,8-Dihydroxy-6-chloroacetylcoumarin	—	224
Hydroxyhydroquinone	Ethyl acetoacetate	H ₂ SO ₄	6,7-Dihydroxy-4-methylcoumarin	60-65	24
	Ethyl acetoacetate	ZnCl ₂	6,7-Dihydroxy-4-methylcoumarin	—	225
	Ethyl acetoacetate	HCl	6,7-Dihydroxy-4-methylcoumarin	95	123
	Ethyl α -chloroacetoacetate	H ₂ SO ₄	6,7-Dihydroxy-3-chloro-4-methylcoumarin	Poor	26
	Acetonedicarboxylic acid	H ₂ SO ₄	6,7-Dihydroxycoumarin-4-acetic acid	Poor	26
	Diethyl oxalacetate	H ₂ SO ₄	Ethyl 6,7-dihydroxycoumarin-4-carboxylate	—	24

Note: References 142-244 are listed on pp. 57-58.

TABLE III—*Continued*

CONDENSATIONS WITH TRIHYDRIC PHENOLS

Phenol	Acid or Ester	Condensing Agent	Product	Yield %	Reference
2,4-Dihydroxyanisole	Ethyl acetoacetate	H ₂ SO ₄	7-Hydroxy-6-methoxy-4-methylcoumarin	—	226
Hydroxyhydroquinone triacetate	Malic acid	H ₂ SO ₄ (97%)	6,7-Dihydroxycoumarin	30	227
	Ethyl acetoacetate	H ₂ SO ₄ (73-75%)	6,7-Dihydroxy-4-methylcoumarin	92	60, 219
	Diethyl oxalacetate	ZnCl ₂	Ethyl 6,7-dihydroxycoumarin-4-carboxylate	—	24
Phloroglucinol	Ethyl hydroxymethylene phenylacetate	H ₂ SO ₄ (80%)	6,7-Dihydroxy-3-phenylcoumarin	—	228
	Ethyl acetoacetate	H ₂ SO ₄	5,7-Dihydroxy-4-methylcoumarin	—	229
	Ethyl acetoacetate (3 moles)	H ₂ SO ₄	Trimethyltriacoumarin	10	170
	Ethyl acetoacetate	P ₂ O ₅	5,7-Dihydroxy-4-methylcoumarin	—	101
	Ethyl acetoacetate	H ₃ PO ₄	5,7-Dihydroxy-4-methylcoumarin	—	127
	Ethyl acetoacetate	FeCl ₃	5,7-Dihydroxy-4-methylcoumarin	66	128
	Ethyl acetoacetate	SnCl ₄	5,7-Dihydroxy-4-methylcoumarin	78	128
	Ethyl α -chloroacetoacetate	H ₂ SO ₄	5,7-Dihydroxy-3-chloro-4-methylcoumarin	37	26
	Ethyl α -chloroacetoacetate	P ₂ O ₅	5,7-Dihydroxy-3-chloro-4-methylcoumarin	—	33
	Ethyl α -methylacetoacetate	H ₂ SO ₄ (75%); P ₂ O ₅	5,7-Dihydroxy-3,4-dimethylcoumarin	—	101
Ethyl α -ethylacetoacetate	H ₂ SO ₄ (73%); P ₂ O ₅	5,7-Dihydroxy-3-ethyl-4-methylcoumarin	46	101	
Ethyl α -allylacetoacetate	H ₂ SO ₄	5,7-Dihydroxy-3-allyl-4-methylcoumarin	72	70	
Ethyl α -allylacetoacetate	HCl	5,7-Dihydroxy-4-methyl-3-(β -chloropropyl)coumarin	—	124	
Ethyl α -(α -hydroxy- β , β , β -trichloroethyl)acetoacetate	P ₂ O ₅	5,7-Dihydroxy-3-(α -hydroxy- β , β , β -trichloroethyl)-4-methylcoumarin	Poor	72	
Ethyl α -(α -hydroxy- β , β , β -trichloroethyl)acetoacetate	POCl ₃	5,7-Dihydroxy-3-(α -hydroxy- β , β , β -trichloroethyl)-4-methylcoumarin	29	72	
Ethyl α -phenylacetoacetate	ZnCl ₂	5,7-Dihydroxy-3-phenyl-4-methylcoumarin	—	105	
Ethyl α -benzylacetoacetate	H ₂ SO ₄	5,7-Dihydroxy-3-benzyl-4-methylcoumarin	—	105	
Ethyl α -benzylacetoacetate	POCl ₃	5,7-Dihydroxy-3-benzyl-4-methylcoumarin	—	172	
Ethyl α - <i>o</i> -carboxybenzylacetoacetate	HCl	5,7-Dihydroxy-3- <i>o</i> -carboxybenzyl-4-methylcoumarin	Good	79	
Diethyl acetosuccinate	H ₂ SO ₄	Ethyl 5,7-dihydroxy-4-methylcoumarin-3-acetate	—	179	
Diethyl acetosuccinate	H ₂ SO ₄ (80%)	5,7-Dihydroxy-4-methylcoumarin	—	34	
Diethyl acetosuccinate	POCl ₃	Ethyl 5,7-dihydroxy-4-methylcoumarin-3-acetate	91	34	
Diethyl α -acetylglutarate	H ₂ SO ₄ (cond. and 78%)	5,7-Dihydroxy-4-methylcoumarin-3-propionic acid	32	77	
Ethyl phthalylacetoacetate	HCl	5,7-Dihydroxy-4-methylcoumarin-3-benzoyl- <i>o</i> -carboxylic acid	—	79	
Acetonedicarboxylic acid	H ₂ SO ₄	5,7-Dihydroxycoumarin-4-acetic acid	—	26	
Ethyl butyroacetate	H ₂ SO ₄ (75%)	5,7-Dihydroxy-4-propylcoumarin	—	35	

Note: References 142-244 are listed on pp. 57-58.

TABLE III—Continued

CONDENSATIONS WITH TRIHYDRIC PHENOLS

Phenol	Acid or Ester	Condensing Agent	Product	Yield %	Reference
Phloroglucinol (Cont'd)	Ethyl benzoylacetate	P ₂ O ₅	5,7-Dihydroxy-4-phenylcoumarin	—	101
	Ethyl benzoylacetate	ZnCl ₂	5,7-Dihydroxy-4-phenylcoumarin	—	222
	Ethyl α -benzylbenzoylacetate	ZnCl ₂	5,7-Dihydroxy-3-benzyl-4-phenylcoumarin	85-90	105
	Ethyl 3,4,5-trimethoxybenzoylacetate	H ₂ SO ₄ (73%)	5,7-Dihydroxy-4-(3',4',5'-trimethoxyphenyl)coumarin	—	223
	Ethyl γ -phenylacetoacetate	H ₂ SO ₄ (concd. and 80%)	5,7-Dihydroxy-4-benzylcoumarin	—	80, 81
	Ethyl cyclopentanone-2-carboxylate	POCl ₃	5,7-Dihydroxycyclopenteno-(1',2',4,3)-coumarin	55	91
	Ethyl 4-methylcyclopentanone-2-carboxylate	POCl ₃	5,7-Dihydroxy-4'-methylcyclopenteno-(1',2',4,3)-coumarin	—	91
	Ethyl cyclohexanone-2-carboxylate	POCl ₃	5,7-Dihydroxycyclohexeno-(1',2',4,3)-coumarin	—	124
	Ethyl 4-methylcyclohexanone-2-carboxylate	POCl ₃	5,7-Dihydroxy-4'-methylcyclohexeno-(1',2',4,3)-coumarin	—	97
	Ethyl 5-methylcyclohexanone-2-carboxylate	H ₂ SO ₄ ; POCl ₃	5,7-Dihydroxy-5'-methylcyclohexeno-(1',2',4,3)-coumarin	—	97
	Ethyl 5-methylcyclohexanone-2-carboxylate	ZnCl ₂	3,4-Tetrahydro-4'-methylbenzo-5,7-dihydroxycoumarin	75-80	94
	Ethyl 6-methylcyclohexanone-2-carboxylate	POCl ₃	5,7-Dihydroxy-6'-methylcyclohexeno-(1',2',4,3)-coumarin	—	97
	Ethyl <i>trans</i> - β -decalone-3-carboxylate	H ₂ SO ₄	5,7-Dihydroxy- <i>trans</i> -octalino-(2',3',4,3)-coumarin	—	97
	Ethyl β -coumaranone-2-carboxylate	HCl	5,7-Dihydroxycoumarono-(2',3',3,4)-coumarin	—	100
	Ethyl 5-methyl- β -coumaranone-2-carboxylate	HCl	5,7-Dihydroxy-5'-methylcoumarono-(2',3',3,4)-coumarin	—	100
	Ethyl 6-methoxy- β -coumaranone-2-carboxylate	HCl	5,7-Dihydroxy-6'-methoxycoumarono-(2',3',3,4)-coumarin	—	100
	Ethyl 3-hydroxy-7-methoxy-3-chromene-4-carboxylate	HCl	5,7-Dihydroxy-7'-methoxychromeno-(3',4',4,3)-coumarin	—	99
	Ethyl 3-hydroxy-8-methoxy-3-chromene-4-carboxylate	H ₂ SO ₄ (85%); HCl	5,7-Dihydroxy-8'-methoxychromeno-(3',4',4,3)-coumarin (impure)	—	99
	Ethyl 3-hydroxy-6,7-dimethoxy-3-chromene-4-carboxylate	H ₂ SO ₄ (85%)	5,7-Dihydroxy-6',7'-dimethoxychromeno-(3',4',4,3)-coumarin (impure)	—	99
Phloroglucinol mono-methyl ether	Ethyl acetoacetate	H ₃ PO ₄	5-Hydroxy-7-methoxy-4-methylcoumarin and 7-hydroxy-5-methoxy-4-methylcoumarin	—	230
Phloroglucinol dimethyl ether	Ethyl acetoacetate	P ₂ O ₅	5,7-Dimethoxy-4-methylcoumarin	70	101
	Ethyl acetoacetate	H ₃ PO ₄	5,7-Dimethoxy-4-methylcoumarin	63	230
	Ethyl α -methylacetoacetate	P ₂ O ₅	5,7-Dimethoxy-3,4-dimethylcoumarin	—	101
	Ethyl α -benzylacetoacetate	P ₂ O ₅	5,7-Dimethoxy-3-benzyl-4-methylcoumarin	18	231
	Ethyl α - <i>p</i> -methoxybenzylacetoacetate	P ₂ O ₅	5,7,4'-Trimethoxy-3-benzyl-4-methylcoumarin	11	231
Methyl-phloroglucinol	Malic acid	H ₂ SO ₄	Isolated as 5,7-dimethoxy-8-methylcoumarin and 5,7-dimethoxy-6-methylcoumarin after methylation	11 2	232

Note: References 142-244 are listed on pp. 57-58.

TABLE III—*Continued*
 CONDENSATIONS WITH TRIHYDRIC PHENOLS

Phenol	Acid or Ester	Condensing Agent	Product	Yield %	Reference
Methyl-phloroglucinol (<i>Cont'd</i>)	Ethyl acetoacetate	H ₂ SO ₄	5,7-Dihydroxy-4,6-(or 8)-dimethylcoumarin	95	58
Dimethyl-phloroglucinol	Ethyl acetoacetate	H ₂ SO ₄	5,7-Dihydroxy-4,6,8-trimethylcoumarin	69	58
Methyl-phloroglucinol	Ethyl acetoacetate	H ₂ SO ₄ (80%)	Methyl 5,7-dihydroxy-4-methylcoumarin-6(or 8)-carboxylate	47	59
carboxylate	Ethyl acetoacetate	AlCl ₃	Methyl 5,7-dihydroxy-4-methylcoumarin-6(or 8)-carboxylate	44	59
Phloroacetophenone	Ethyl acetoacetate	H ₂ SO ₄	5,7-Dihydroxy-4-methyl-6(or 8)-acetylcoumarin	18	17
	Ethyl acetoacetate	AlCl ₃	5,7-Dihydroxy-4-methyl-6(or 8)-acetylcoumarin	18	17
Phlorobenzophenone	Ethyl acetoacetate	H ₂ SO ₄ (85%)	5,7-Dihydroxy-4-methyl-6(or 8)-benzoylcoumarin	—	207

Note: References 142-244 are listed on pp. 57-58.

 TABLE IV
 CONDENSATIONS WITH NAPHTHOLS *

Phenol	Acid or Ester	Condensing Agent	Product	Yield %	Reference
α -Naphthol	Malic acid	H ₂ SO ₄	α -Naphthacoumarin	—	233
	Ethyl acetoacetate	H ₂ SO ₄	4-Methyl- α -naphthacoumarin	60	233, 234
	Ethyl acetoacetate	H ₂ SO ₄ (80-84%)	4-Methyl-1,2, α -naphthapyrone	85- Quant.	108, 156
	Ethyl acetoacetate	P ₂ O ₅	4-Methyl-1,2, α -naphthapyrone	18	33, 108
	Ethyl acetoacetate	HCl	4-Methyl-1,2, α -naphthapyrone	93	123, 234
	Ethyl acetoacetate	H ₃ PO ₄ ; CH ₃ CO ₂ Na	4-Methyl-1,2, α -naphthapyrone	—	127
	Ethyl α -chloroacetoacetate	H ₂ SO ₄	3-Chloro-4-methyl-1,2, α -naphthapyrone	Good	26, 159
	Ethyl α -chloroacetoacetate	P ₂ O ₅	3-Chloro-4-methyl-1,2, α -naphthapyrone	—	33
	Ethyl α -methylacetoacetate	H ₂ SO ₄ (concd. or 84%)	3,4-Dimethyl- α -naphthacoumarin	—	33, 75, 108
	Ethyl α -methylacetoacetate	P ₂ O ₅	3,4-Dimethyl- α -naphthacoumarin	33	33, 108
	Ethyl α -ethylacetoacetate	H ₂ SO ₄	3-Ethyl-4-methyl- α -naphthacoumarin	30	233
	Ethyl α -propylacetoacetate	H ₂ SO ₄	3-Propyl-4-methyl-1,2, α -naphthapyrone	—	33
	Ethyl α -isopropylacetoacetate	H ₂ SO ₄	3-Isopropyl-4-methyl-1,2, α -naphthapyrone	—	33

Note: References 142-244 are listed on pp. 57-58.

* The coumarins and chromones derived from naphthols have been called α - or β -naphthacoumarins or α - or β -naphthachromones by various workers. These names are inappropriate as they do not convey the proper idea of the structures of these compounds. The names 1,2, α -naphthapyrone and 1,4, α -naphthapyrone for the coumarins and chromones, respectively, from α -naphthol and 1,2, β , α -naphthapyrone and 1,2, β , β -naphthapyrone for the coumarins from β -naphthol, and 1,4, β , α -naphthapyrone and 1,4, β , β -naphthapyrone for the chromones from β -naphthol as suggested by Dey and Lakshminarayan (ref. 110) are rational. However, in order to avoid confusion, the original names as given by the authors are given in the tables.

TABLE IV—Continued
 CONDENSATIONS WITH NAPHTHOLS

Phenol	Acid or Ester	Condensing Agent	Product	Yield %	Reference
α -Naphthol (<i>Cont'd</i>)	Ethyl α -allylacetacetate	H ₂ SO ₄	3-Allyl-4-methyl-5,6-naphtha- α -pyrone	86	70
	Ethyl α -allylacetacetate	HCl	3- β -Chloropropyl-4-methyl-5,6, α -naphtha-1,2-pyrone	—	124
	Ethyl α -(α -hydroxy- β , β , β -trichloroethyl)acetacetate	POCl ₃	4-Methyl-3-(α -hydroxy- β , β , β -trichloroethyl)-1,2, α -naphthapyrone	25	72
	Ethyl α -phenylacetacetate	H ₂ SO ₄	3-Phenyl-4-methyl-1,2, α -naphthapyrone †	—	104
	Ethyl α -benzylacetacetate	H ₂ SO ₄	3-Benzyl-4-methyl-1,2, α -naphthapyrone †	—	102
	Ethyl α -benzylacetacetate	POCl ₃	3-Benzyl-4-methyl-1,2, α -naphthapyrone	—	172
	Diethyl acetosuccinate	H ₂ SO ₄	Ethyl 4-methyl-1,2, α -naphthapyrone-3-acetate	24	34, 75, 76
	Diethyl acetosuccinate	H ₂ SO ₄ (80%)	4-Methyl-1,2, α -naphthapyrone-3-acetic acid	—	34
	Diethyl acetosuccinate	P ₂ O ₅	Ethyl 4-methyl-1,2, α -naphthapyrone-3-acetate	—	34
	Diethyl acetosuccinate	POCl ₃	4-Methyl-1,2, α -naphthapyrone-3-acetic acid	40	34
	Diethyl acetosuccinate	AlCl ₃	4-Methyl-1,2, α -naphthapyrone-3-acetic acid	—	34
	Diethyl α -acetylglutarate	H ₂ SO ₄	Ethyl 4-methyl-1,2, α -naphthapyrone-3-propionate	27	77
	Diethyl α -acetylglutarate	H ₂ SO ₄ (78%)	4-Methyl-1,2, α -naphthapyrone-3-propionic acid	—	77
	Ethyl γ -bromoacetacetate	H ₂ SO ₄	4-Bromomethyl-1,2, α -naphthapyrone	13	83
	Acetonedicarboxylic acid	H ₂ SO ₄	1,2, α -Naphthapyrone-4-acetic acid	Good	26
	Diethyl oxalacetate	H ₂ SO ₄	Ethyl α -naphthacoumarin-4-carboxylate	—	233
	Ethyl butyrocetate	H ₂ SO ₄ (75%)	α -Naphtha-4-propyl- α -pyrone	—	35
	Ethyl α -benzylbenzoylacetate	H ₂ SO ₄ ; SnCl ₄	3-Benzyl-4-phenyl-1,2, α -naphthapyrone	—	103
	Ethyl γ -phenylacetacetate	H ₂ SO ₄ (80%)	α -Naphtha-4-benzyl- α -pyrone	—	81
	Ethyl cyclopentanone-2-carboxylate	H ₂ SO ₄	Cyclopenteno-(1',2',4,3)-1,2, α -naphthapyrone	71	91
	Ethyl 4-methylcyclopentanone-2-carboxylate	H ₂ SO ₄	4'-Methylcyclopenteno-(1',2',4,3)-1,2, α -naphthapyrone	—	91
	Ethyl cyclohexanone-2-carboxylate	H ₂ SO ₄	3,4-Tetrahydrobenzonaphthacoumarin	Quant.	94
	Ethyl 4-methylcyclohexanone-2-carboxylate	H ₂ SO ₄	4'-Methylcyclohexeno-(1',2',4,3)-1,2, α -naphthapyrone	—	97
	Ethyl 5-methylcyclohexanone-2-carboxylate	H ₂ SO ₄ ; POCl ₃	5'-Methylcyclohexeno-(1',2',4,3)-1,2, α -naphthapyrone	—	97
	Ethyl 6-methylcyclohexanone-2-carboxylate	POCl ₃	6'-Methylcyclohexeno-(1',2',4,3)-1,2, α -naphthapyrone	—	97
	Ethyl <i>trans</i> - β -decalone-3-carboxylate	H ₂ SO ₄	<i>trans</i> -Octalino-(2',3',4,3)-1,2, α -naphthapyrone	—	97
4-Chloro- α -naphthol	Malic acid	H ₂ SO ₄	6-Chloro-1,2, α , β -naphthapyrone	—	61
	Ethyl acetacetate	H ₂ SO ₄	6-Chloro-4-methyl-1,2, α , β -naphthapyrone	91	61

Note: References 142-244 are listed on pp. 57-58.

† The 1,4, α -naphthapyrone structure originally assigned to this compound is incorrect; refs. 105, 106.

TABLE IV—*Continued*
 CONDENSATIONS WITH NAPHTHOLS

Phenol	Acid or Ester	Condensing Agent	Product	Yield %	Reference
4-Chloro- α -naphthol (<i>Cont'd</i>)	Ethyl acetoacetate	P ₂ O ₅ ; C ₂ H ₅ ONa; CH ₃ CO ₂ Na	6-Chloro-4-methyl-1,2, α , β -naphthapyrone	—	61
	Ethyl α -chloroacetoacetate	H ₂ SO ₄ ; P ₂ O ₅	3,6-Dichloro-4-methyl-1,2, α , β -naphthapyrone	—	61
	Ethyl α -methylacetoacetate	H ₂ SO ₄	6-Chloro-3,4-dimethyl-1,2, α , β -naphthapyrone	48	61
	Ethyl α -methylacetoacetate	P ₂ O ₅	6-Chloro-2,3-dimethyl-1,4, α , β -naphthapyrone	—	61
	Ethyl α -ethylacetoacetate	H ₂ SO ₄	6-Chloro-3-ethyl-4-methyl-1,2, α , β -naphthapyrone	—	61
	Ethyl α -ethylacetoacetate	P ₂ O ₅	6-Chloro-2-methyl-3-ethyl-1,4, α , β -naphthapyrone	—	61
	Ethyl α -propylacetoacetate	H ₂ SO ₄	6-Chloro-3-propyl-4-methyl-1,2, α , β -naphthapyrone	—	61
	Ethyl α -propylacetoacetate	P ₂ O ₅	6-Chloro-2-methyl-3-propyl-1,4, α , β -naphthapyrone	—	61
	Ethyl α -isobutylacetoacetate	H ₂ SO ₄	6-Chloro-3-isobutyl-4-methyl-1,2, α , β -naphthapyrone	—	61
	Ethyl α -isobutylacetoacetate	P ₂ O ₅	6-Chloro-2-methyl-3-isobutyl-1,4, α , β -naphthapyrone	—	61
	Ethyl α -phenylacetoacetate	H ₂ SO ₄	6-Chloro-3-phenyl-4-methyl-1,2, α , β -naphthapyrone	—	61
	Ethyl α -benzylacetoacetate	H ₂ SO ₄	6-Chloro-3-benzyl-4-methyl-1,2, α , β -naphthapyrone	—	61
	Diethyl acetosuccinate	H ₂ SO ₄	Ethyl 6-chloro-4-methyl-1,2, α , β -naphthapyrone-3-acetate	—	61
	Diethyl acetosuccinate	H ₂ SO ₄	Ethyl 6-chloro-4-methyl-1,2, α , β -naphthapyrone-3-acetate	—	42
Diethyl acetosuccinate	H ₂ SO ₄ (80%)	6-Chloro-4-methyl-1,2, α , β -naphthapyrone-3-acetic acid	—	42	
Acetonedicarboxylic acid	H ₂ SO ₄	6-Chloro-1,2, α , β -naphthapyrone-4-acetic acid	—	61	
Ethyl benzoylacetate	H ₂ SO ₄	6-Chloro-4-phenyl-1,2, α , β -naphthapyrone	—	61	
4-Bromo- α -naphthol	Ethyl acetoacetate	H ₂ SO ₄ ; P ₂ O ₅	6-Bromo-4-methyl-1,2, α , β -naphthapyrone	—	61
	Ethyl α -methylacetoacetate	H ₂ SO ₄	6-Bromo-3,4-dimethyl-1,2, α , β -naphthapyrone	—	61
	Ethyl α -methylacetoacetate	P ₂ O ₅	6-Bromo-2,3-dimethyl-1,4, α , β -naphthapyrone	—	61
	Ethyl α -benzylacetoacetate	H ₂ SO ₄	6-Bromo-3-benzyl-4-methyl-1,2, α , β -naphthapyrone	—	61
4-Acetyl- α -naphthol	Ethyl acetoacetate	H ₂ SO ₄ ; POCl ₃	4-Methyl-1,2, α -naphthapyrone †	—	12
	Ethyl acetoacetate	AlCl ₃	4-Methyl-1,2, α -naphthapyrone ‡	—	117
4-Propionyl- α -naphthol	Ethyl acetoacetate	H ₂ SO ₄ ; POCl ₃	4-Methyl-1,2, α -naphthapyrone §	—	12
	Ethyl acetoacetate	AlCl ₃	4-Methyl-1,2, α -naphthapyrone §	—	117
4-Butyryl- α -naphthol	Ethyl acetoacetate	POCl ₃	4-Methyl-1,2, α -naphthapyrone	—	12

Note: References 142-244 are listed on pp. 57-58.

† An acetyl group was eliminated in the condensation.

§ A propionyl group was eliminated in the condensation.

|| A butyryl group was eliminated in the condensation.

TABLE IV—Continued
 CONDENSATIONS WITH NAPHTHOLS

Phenol	Acid or Ester	Condensing Agent	Product	Yield %	Reference
β -Naphthol	Malic acid	H ₂ SO ₄	β -Naphthacoumarin	Poor	39
	Ethyl acetoacetate	H ₂ SO ₄	4-Methyl-1,2, β , α -naphthapyrone	20-39	234, 235
	Ethyl acetoacetate	H ₂ SO ₄	4-Methyl-1,2, β , α -naphthapyrone	25	110
			2-Methyl-1,4, β , α -naphthapyrone (isolated as styryl derivative)	Traces	
	Ethyl acetoacetate	H ₂ SO ₄ (80%)	4-Methyl-1,2, β , α -naphthapyrone	70	155
	Ethyl acetoacetate	P ₂ O ₅	2-Methyl-1,4, β , α -naphthapyrone	10	110
	Ethyl acetoacetate	CH ₃ CO ₂ Na	4-Methyl-1,2, β , α -naphthapyrone	—	127
			2-Methyl-1,4, β , α -naphthapyrone	—	
	Ethyl α -methylacetoacetate	H ₂ SO ₄	3,4-Dimethyl-1,2, β , α -naphthapyrone	—	71
	Ethyl α -methylacetoacetate	P ₂ O ₅	2,3-Dimethyl-1,4, β , α -naphthapyrone	—	71
	Ethyl α -ethylacetoacetate	P ₂ O ₅	2-Methyl-3-ethyl-1,4, β , α -naphthapyrone	—	71
	Ethyl α -propylacetoacetate	P ₂ O ₅	2-Methyl-3-propyl-1,4, β , α -naphthapyrone	—	71
	Ethyl α -isopropylacetoacetate	P ₂ O ₅	2-Methyl-3-isopropyl-1,4, β , α -naphthapyrone	—	71
	Diethyl formylsuccinate	H ₂ SO ₄	β -Naphthapyrone-3-acetic acid	—	76
	Diethyl acetosuccinate	H ₂ SO ₄	4-Methyl- β -naphthapyrone-3-acetic acid	40	34, 76
	Ethyl γ -bromoacetoacetate	H ₂ SO ₄	4-Bromomethyl- β -naphthapyrone	—	83
	Acetonedicarboxylic acid	H ₂ SO ₄	4,3, β -naphthapyrone-1-acetic acid	—	26
	Diethyl oxalacetate	H ₂ SO ₄	Ethyl 4,3, β -naphthapyrone-carboxylate	—	26
	Ethyl benzoylacetate	P ₂ O ₅	β -Naphthoflavone	30	236
Ethyl cyclopentanone-2-carboxylate	P ₂ O ₅	Cyclopenteno-(1',2',2,3)-1,4- β , α -naphthapyrone	—	11	
1,5-Dihydroxy-naphthalene	Ethyl acetoacetate	HCl	6'-Hydroxy-4-methyl-7,8-benzocoumarin	92	237
	Ethyl acetoacetate	AlCl ₃	6'-Hydroxy-4-methyl-7,8-benzocoumarin	78	237
	Diethyl α -acetylglutarate	H ₂ SO ₄	Diethyl 4,4'-dimethylnaphthadipyrone-3,3'-dipropionate	—	238

Note: References 142-244 are listed on pp. 57-58.

 TABLE V
 CONDENSATIONS WITH MISCELLANEOUS COMPOUNDS

Compound	Acid or Ester	Condensing Agent	Product	Yield %	Reference
1,2,3-Trihydroxy-4-methoxybenzene	Malic acid	H ₂ SO ₄	6,7,8-Trihydroxycoumarin *	—	239
Lecanoric acid	Malic acid	H ₂ SO ₄	5-Hydroxy-7-methylcoumarin	—	213
Thiophenol	Methyl α -methylacetoacetate	P ₂ O ₅	2,3-Dimethyl-1-thiochromone	17	240
Thiitolenol	Ethyl acetoacetate	H ₂ SO ₄	4,6-Dimethylthiopheno-1,2-pyrone	—	66

Note: References 142-244 are listed on pp. 57-58.

* Demethylation took place during the reaction.

TABLE V—*Continued*
 CONDENSATIONS WITH MISCELLANEOUS COMPOUNDS

Compound	Acid or Ester	Con- densing Agent	Product	Yield %	Refer- ence
Ethyl 2-methyl-4-hydroxythiophene-3-carboxylate	Ethyl acetoacetate	H ₂ SO ₄	Ethyl 4,6-dimethyl-5-thiocoumarin-7-carboxylate	31	65
	Ethyl α -methylacetoacetate	H ₂ SO ₄	Ethyl 3,4,6-trimethyl-5-thiocoumarin-7-carboxylate	—	65
	Diethyl acetylsuccinate	H ₂ SO ₄	Ethyl 4,6-dimethyl-5-thio-7-carbethoxycoumarin-3-acetate	—	65
	Acetonedicarboxylic acid	H ₂ SO ₄	6-Methyl-7-carbethoxy-5-thiocoumarin-4-acetic acid	17	65
7-Hydroxycoumarin	Ethyl α -cyclohexanone-carboxylate	H ₂ SO ₄	Ethyl 3,4-cyclohexenyl-6-methyl-5-thiocoumarin-7-carboxylate	46	65
	Malic acid	H ₂ SO ₄	Coumaro-7,6(or 7,8)- α -pyrone	60	63
	Malic acid	H ₂ SO ₄	Coumarino-7,8, α -pyrone Coumarino-7,6, α -pyrone	53 3	62
7-Hydroxy-4-methylcoumarin	Malic acid	H ₂ SO ₄	4-Methylcoumarino-7,8, α -pyrone	—	62
	Malic acid	H ₂ SO ₄	4-Methylcoumaro-7,6(or 7,8)- α -pyrone	70	63
	Ethyl acetoacetate	H ₂ SO ₄	4,4'-Dimethylcoumaro-7,6(or 7,8)- α -pyrone	30	63
	Ethyl acetoacetate	H ₂ SO ₄	4,4'-Dimethylcoumarino-7,8, α -pyrone	15	62
7-Hydroxy-3-chloro-4-methylcoumarin	Malic acid	H ₂ SO ₄	3-Chloro-4-methylcoumaro-7,6(7,8)- α -pyrone	30	241
5-Hydroxy-7-methylcoumarin	Malic acid	H ₂ SO ₄	7-Methylcoumaro-5,6, α -pyrone	50	63
	Malic acid	H ₂ SO ₄	4,7-Dimethylcoumaro-5,6, α -pyrone	65	63
5-Hydroxy-4,7-dimethylcoumarin	Ethyl acetoacetate	H ₂ SO ₄	4,4',7-Trimethylcoumaro-5,6, α -pyrone	15	63
	Malic acid	H ₂ SO ₄	3-Chloro-4,7-dimethylcoumaro-5,6, α -pyrone	20	241
7,8-Dihydroxycoumarin	Malic acid	H ₂ SO ₄	8-Hydroxycoumaro-7,6, α -pyrone	40	63
7,8-Dihydroxy-4-methylcoumarin	Malic acid	H ₂ SO ₄	8-Hydroxy-4-methylcoumaro-7,6, α -pyrone	55	63
7,8-Dihydroxy-3-chloro-4-methylcoumarin	Malic acid	H ₂ SO ₄	8-Hydroxy-3-chloro-4-methylcoumaro-7,6, α -pyrone	—	241
5,7-Dihydroxy-4-methylcoumarin	Malic acid	H ₂ SO ₄	5-Hydroxy-4-methylcoumaro-7,8, α -pyrone or 7-hydroxy-4-methylcoumaro-5,6, α -pyrone	60	63
6'-Hydroxy-4-methyl-7,8-benzocoumarin	Ethyl acetoacetate	H ₂ SO ₄ (85%)	4,4'-Dimethyl-7,8,8',7'-coumarinocoumarin	—	237
2,2-Dimethyl-7-hydroxychromanone	Malic acid	H ₂ SO ₄	Dimethyldihydroxypyronocoumarin	—	242
7(?)-Hydroxy-2,4,4-trimethyl-3,4-dihydroquinoline	Ethyl acetoacetate	ZnCl ₂	4,6,6,8-Tetramethyl-6,7-dihydroquinocoumarin	—	121
6-Hydroxycoumaran	Malic acid	H ₂ SO ₄	4',5'-Dihydro-2',3',7,6-furocoumarin (4',5'-dihydropsoralen)	51	243
6,7-Dihydroxycoumaran	Malic acid	H ₂ SO ₄	4',5'-Dihydro-8-hydroxy-2',3',7,6-furocoumarin (4',5'-dihydroxanthotoxol)	30	244

Note: References 142-244 are listed on pp. 57-58.

REFERENCES TO TABLES I-V

- 142 Simonis and Goldenzweig, *Ber.*, **48**, 1583 (1915).
143 Mentzer and Meunier, *Bull. soc. chim. France*, **11**, 302 (1944) [*C. A.*, **40**, 1832 (1946)].
144 Peters and Simonis, *Ber.*, **41**, 830 (1908).
145 Limaye, *J. Indian Chem. Soc.*, **4**, 159 (1927).
146 Plant, *J. Chem. Soc.*, **1933**, 1586.
147 Pechmann and Schwarz, *Ber.*, **32**, 3696 (1899).
148 de Benneville and Connor, *J. Am. Chem. Soc.*, **62**, 3067 (1940).
149 Fries and Volk, *Ann.*, **379**, 90 (1911).
150 Dey and Radhabai, *J. Indian Chem. Soc.*, **11**, 635 (1934).
151 Müller, *Ber.*, **58**, 2202 (1925).
152 Meunier, Mentzer, and Vinet, *Helv. Chim. Acta*, **29**, 1291 (1946).
153 Buluigina, *Masloboina Zhirvoe Delo*, **1934**, No. 4, 43 [*C. A.*, **30**, 1776 (1936)].
154 Hantzsch and Lang, *Ber.*, **19**, 1298 (1886).
155 Patel and Bokil, *J. Univ. Bombay*, **11**, (pt. 3), 92 (1943) [*C. A.*, **37**, 5969 (1943)].
156 Auwers and Meissner, *Ann.*, **439**, 132 (1924).
157 Alles, Icke, and Feigen, *J. Am. Chem. Soc.*, **64**, 2031 (1942).
158 McPhee and Ball, *J. Am. Chem. Soc.*, **66**, 1636 (1944).
159 Dey and Dalal, *J. Chem. Soc.*, **123**, 3384 (1923).
160 Simonis, *Ber.*, **50**, 779 (1917).
161 Flynn and Robertson, *J. Chem. Soc.*, **1936**, 215.
162 Adams and Mecorney, *J. Am. Chem. Soc.*, **67**, 798 (1945).
163 Simonis and Hervoici, *Ber.*, **50**, 787 (1917).
164 Mitsui, Sudzuki, and Yoshinaga, *J. Chem. Soc. Japan*, **64**, 1337 (1943) [*C. A.*, **41**, 4488 (1947)].
165 Werder, Moll, and Jung, *Z. physiol. Chem.*, **257**, 129 (1939) [*C. A.*, **33**, 3398 (1939)].
166 Heilbron, Barnes, and Morton, *J. Chem. Soc.*, **123**, 2559 (1923).
167 Baker, *J. Chem. Soc.*, **1927**, 2898.
168 Pavolino, *Atti Congr. naz. chim. pura applicata. 4th Congr. Rome and Abruzzo (1932)*, **1933**, 557 [*C. A.*, **29**, 4342 (1935)].
169 Shamshurin, *Trudy Uzbek. Gosudarst. Univ. Sbornik Rabot Khim.*, **15**, 33 (1939) [*C. A.*, **35**, 3994 (1941)].
170 Hantzsch and Zürcher, *Ber.*, **20**, 1328 (1887).
171 Mentzer, Gley, Molho, and Billet, *Bull. soc. chim. France*, **1946**, 271 [*C. A.*, **40**, 6066 (1946)].
172 Naik, Desai, and Trivedi, *J. Indian Chem. Soc.*, **6**, 801 (1929).
173 Shah, *J. Univ. Bombay*, **8** (pt. 3), 205 (1939) [*C. A.*, **34**, 2821 (1940)].
174 Bülow, *Ber.*, **36**, 190 (1903).
175 Borsche and Lewinsohn, *Ber.*, **66**, 1792 (1933).
176 Bogert and Isham, *J. Am. Chem. Soc.*, **36**, 514 (1914).
177 Fries and Lindemann, *Ann.*, **404**, 53 (1914).
178 Seshadri and Venkateswarlu, *Proc. Indian Acad. Sci.*, **14A**, 297 (1941) [*C. A.*, **36**, 2536 (1942)].
179 Balaiah, Seshadri, and Venkateswarlu, *Proc. Indian Acad. Sci.*, **16A**, 68 (1942) [*C. A.*, **37**, 1429 (1943)].
180 Yanagita, *Ber.*, **71**, 2269 (1938).
181 Shah and Shah, *J. Indian Chem. Soc.*, **19**, 489 (1942).
182 Adams, Cain, and Loewe, *J. Am. Chem. Soc.*, **63**, 1977 (1941).
183 Limaye and Ghate, *Rasayanam*, **1**, 169 (1939) [*C. A.*, **34**, 5072 (1940)].
184 Limaye and Limaye, *Rasayanam*, **1**, 201 (1941) [*C. A.*, **36**, 1038 (1942)].
185 Chakravarti and Chakravarty, *J. Indian Chem. Soc.*, **16**, 144 (1939).
186 Desai and Ekhlis, *Proc. Indian Acad. Sci.*, **8A**, 194 (1938) [*C. A.*, **33**, 2119 (1939)].
187 Thakor and Shah, *J. Univ. Bombay*, **15** (pt. 5), 14 (1947) [*C. A.*, **42**, 1244 (1948)].
188 Chudgar and Shah, *J. Univ. Bombay*, **11** (pt. 3), 116 (1942) [*C. A.*, **37**, 2002 (1943)].
189 Haller and Acree, *J. Am. Chem. Soc.*, **56**, 1389 (1934).
190 Späth, Takei, and Miyajima, *Ber.*, **67**, 262 (1934).

- ¹⁹¹ Takei, Miyajima, and Ōno, *Sci. Papers Inst. Phys. Chem. Research Tokyo*, **24**, 1 (1934) [C. A., **28**, 4730 (1934)].
- ¹⁹² Yamashita, *Bull. Chem. Soc. Japan*, **8**, 276 (1933) [C. A., **28**, 135 (1934)].
- ¹⁹³ Adams, U. S. pat., 2,354,492 (1944) [C. A., **39**, 3126 (1945)].
- ¹⁹⁴ Adams and Baker, *J. Am. Chem. Soc.*, **62**, 2401 (1940).
- ¹⁹⁵ Twiss, *J. Am. Chem. Soc.*, **48**, 2206 (1926).
- ¹⁹⁶ Chudgar and Shah, *J. Univ. Bombay*, **11** (pt. 3), 113 (1942) [C. A., **37**, 2002 (1943)].
- ¹⁹⁷ Adams, Chen, and Loewe, *J. Am. Chem. Soc.*, **67**, 1534 (1945).
- ¹⁹⁸ Adams, Aycock, and Loewe, *J. Am. Chem. Soc.*, **70**, 662 (1948).
- ¹⁹⁹ Adams, Mackenzie, and Loewe, *J. Am. Chem. Soc.*, **70**, 664 (1948).
- ²⁰⁰ Arima, *Bull. Chem. Soc. Japan*, **4**, 113 (1929) [C. A., **23**, 4708 (1929)].
- ²⁰¹ Bruchhausen and Hoffmann, *Ber.*, **74**, 1584 (1941).
- ²⁰² Gaind, Gupta, and Ray, *Curr. Sci.*, **5**, 646 (1937) [C. A., **31**, 7415 (1937)].
- ²⁰³ Desai and Hamid, *Proc. Indian Acad. Sci.*, **6A**, 185 (1937) [C. A., **32**, 1254 (1938)].
- ²⁰⁴ Limaye and Shenolikar, *Rasayanam*, **1**, 93 (1937) [C. A., **32**, 2096 (1938)].
- ²⁰⁵ Limaye and Talwalkar, *Rasayanam*, **1**, 141 (1938) [C. A., **33**, 1698 (1939)].
- ²⁰⁶ Clayton, *J. Chem. Soc.*, **97**, 1388 (1910).
- ²⁰⁷ Desai and Mavani, *Proc. Indian Acad. Sci.*, **25A**, 341, 353 (1947) [C. A., **42**, 1913-14 (1948)].
- ²⁰⁸ Limaye and Limaye, *Rasayanam*, **1**, 109 (1937) [C. A., **32**, 2095 (1938)].
- ²⁰⁹ Shah and Mehta, *J. Indian Chem. Soc.*, **13**, 358 (1936).
- ²¹⁰ Shah and Mehta, *J. Univ. Bombay*, **4** (pt. 2), 109 (1935) [C. A., **30**, 5196 (1936)].
- ²¹¹ Sethna and Shah, *J. Chem. Soc.*, **1938**, 1066.
- ²¹² Sethna and Shah, *J. Indian Chem. Soc.*, **17**, 211 (1940).
- ²¹³ Sastry and Seshadri, *Proc. Indian Acad. Sci.*, **12A**, 498 (1940) [C. A., **35**, 3626 (1941)].
- ²¹⁴ Desai and Vakil, *Proc. Indian Acad. Sci.*, **12A**, 357 (1940) [C. A., **35**, 3639 (1941)].
- ²¹⁵ Desai and Gaitonde, *Proc. Indian Acad. Sci.*, **25A**, 364 (1947) [C. A., **42**, 1915 (1948)].
- ²¹⁶ Thakor and Shah, *J. Indian Chem. Soc.*, **23**, 423 (1946).
- ²¹⁷ Borsche, *Ber.*, **40**, 2731 (1907).
- ²¹⁸ Heilbron and Howard, *J. Chem. Soc.*, **1934**, 1571.
- ²¹⁹ Desai and Mavani, *Proc. Indian Acad. Sci.*, **25A**, 327 (1947) [C. A., **42**, 541 (1948)].
- ²²⁰ Werder and Jung, *Ber.*, **71**, 2638 (1938).
- ²²¹ John, Günther, and Schmeil, *Ber.*, **71**, 2637 (1938).
- ²²² Kostanecki and Weber, *Ber.*, **26**, 2906 (1895).
- ²²³ Bargellini and Grippa, *Gazz. chim. ital.*, **57**, 138 (1927) [C. A., **21**, 1981 (1927)].
- ²²⁴ Yamashita, *Science Repts. Tôhoku Imp. Univ.*, First Ser., **24**, 202 (1935) [C. A., **29**, 7327 (1935)].
- ²²⁵ Pechmann and Kraft, *Ber.*, **34**, 423 (1901).
- ²²⁶ Baker and Evans, *J. Chem. Soc.*, **1938**, 372.
- ²²⁷ Amiard and Allais, *Bull. soc. chim. France*, **1947**, 512 [C. A., **42**, 541 (1948)].
- ²²⁸ Badhwar and Venkataraman, *J. Chem. Soc.*, **1932**, 2420.
- ²²⁹ Pechmann and Cohen, *Ber.*, **17**, 2187 (1884).
- ²³⁰ Schmid, *Helv. Chim. Acta*, **30**, 1661 (1947).
- ²³¹ King and Robertson, *J. Chem. Soc.*, **1934**, 403.
- ²³² Späth, Dey, and Tyray, *Ber.*, **72**, 53 (1939).
- ²³³ Bartsch, *Ber.*, **36**, 1966 (1903).
- ²³⁴ Bacovescu, *Ber.*, **43**, 1280 (1910).
- ²³⁵ Murty, Rao, and Seshadri, *Proc. Indian Acad. Sci.*, **6A**, 317 (1937) [C. A., **32**, 3362 (1938)].
- ²³⁶ Schönberg, Rosenbach, Krüll, and Ostwald, *Ber.*, **58**, 1793 (1925).
- ²³⁷ Robinson and Weygand, *J. Chem. Soc.*, **1941**, 386.
- ²³⁸ Shamshurin, *J. Gen. Chem. U.S.S.R.*, **14**, 885 (1944) [C. A., **39**, 3789 (1945)].
- ²³⁹ Späth and Dobrovolny, *Ber.*, **71**, 1831 (1938).
- ²⁴⁰ Simonis and Elias, *Ber.*, **49**, 768 (1916).
- ²⁴¹ Biswas, *Science and Culture*, **2**, 225 (1936) [C. A., **31**, 4317 (1937)].
- ²⁴² Arima, *J. Chem. Soc. Japan*, **53**, 715 (1932) [C. A., **27**, 295 (1933)].
- ²⁴³ Späth, Manjunath, Pailer, and Jois, *Ber.*, **69**, 1086 (1936).
- ²⁴⁴ Späth and Pailer, *Ber.*, **69**, 767 (1936).

CHAPTER 2

THE SKRAUP SYNTHESIS OF QUINOLINES

RICHARD H. F. MANSKE AND MARSHALL KULKA

Dominion Rubber Research Laboratory

Guelph, Ontario

CONTENTS

	PAGE
INTRODUCTION	59
MECHANISM	60
SCOPE AND LIMITATIONS	61
Aroquinolines	63
Orientation	66
Determination of the Identities of 5- and 7-Substituted Quinolines	67
EXPERIMENTAL CONDITIONS	68
Control of the Reaction	68
Oxidizing Agents	69
EXPERIMENTAL PROCEDURES	70
Quinoline	70
3-Ethylquinoline	70
4-Methyl-6-methoxy-8-nitroquinoline	71
Separation of the Mixture of 3,7- and 3,5-Dimethylquinoline	72
TABULAR SURVEY OF QUINOLINES PREPARED BY THE SKRAUP SYNTHESIS	72
Table I. Quinolines	73
Table II. Benzoquinolines	87
Table III. Biquinolyls	89
Table IV. Compounds Containing Two or Three Quinoline Nuclei Separated by One or Two Carbon Atoms	90
Table V. Phenanthrolines	91
Table VI. Miscellaneous Quinolines	93

INTRODUCTION

Koenigs¹ first synthesized quinoline in 1879 by passing allylaniline over heated litharge. Shortly thereafter² he prepared quinoline by heating the condensation product of aniline and acrolein, thus antici-

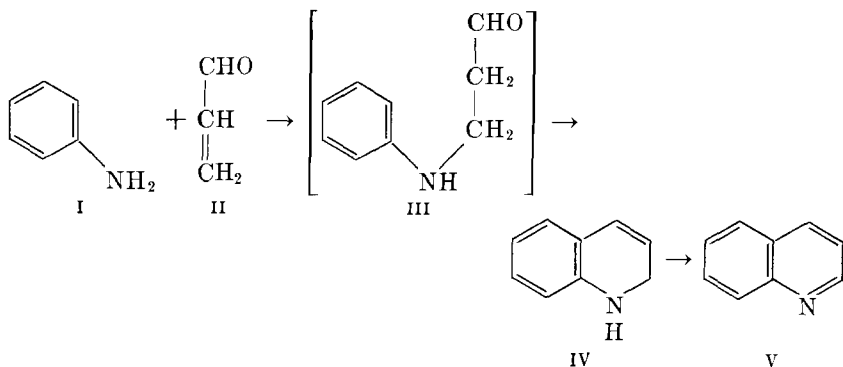
¹ Koenigs, *Ber.*, **12**, 453 (1879).

² Koenigs, *Ber.*, **13**, 911 (1880).

pating the classical Skraup synthesis. This synthesis involves a series of reactions brought about by heating a primary aromatic amine, in which at least one position *ortho* to the amino group is unsubstituted, with glycerol, sulfuric acid, and an oxidizing agent. The product is a quinoline containing only those substituents that were originally present in the aromatic amine. Quinolines substituted in the hetero ring may be obtained by a modified Skraup synthesis in which a substituted acrolein or a vinyl ketone is used in place of glycerol.

MECHANISM

The Skraup reaction takes place through four successive steps: dehydration of glycerol to acrolein under the influence of sulfuric acid; addition of the aromatic amine to acrolein to form an intermediate β -arylaminoaldehyde (III); ring closure by dehydration to form 1,2-dihydroquinoline (IV); and oxidation of IV to quinoline (V). The re-



placement of glycerol by acrolein in the reaction with aniline, sulfuric acid, and an oxidizing agent under ordinary conditions results in much resinification and only a little quinoline.³ However, a high yield of quinoline can be obtained by passing acrolein vapor into the solution of aniline, sulfuric acid, and an oxidizing agent under proper conditions.^{4,5} The nitroanilines and the nitromethoxyanilines react readily with liquid acrolein to give good yields of the corresponding substituted quinolines,^{6,7,8} especially when sulfuric acid is replaced by phosphoric acid.⁷

³ Manske, unpublished observations.

⁴ Tchitchibabin, Swiss pat. 240,991 (1946).

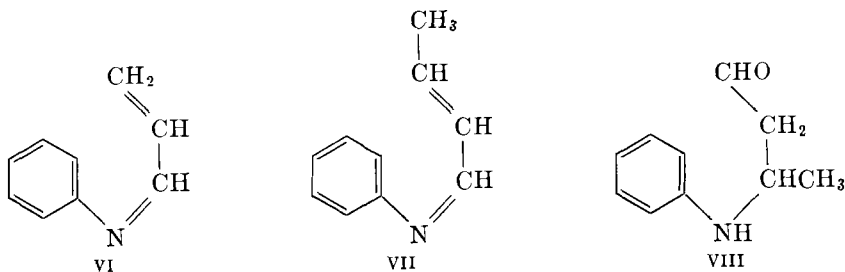
⁵ Kulka, unpublished observations.

⁶ Yale, *J. Am. Chem. Soc.*, **69**, 1230 (1947).

⁷ Yale and Bernstein, *J. Am. Chem. Soc.*, **70**, 254 (1948).

⁸ Yale, *J. Am. Chem. Soc.*, **70**, 1982 (1948).

Skraup had suggested originally that the aromatic amine condensed with acrolein to form a Schiff base (VI), but this cannot be correct. If it were, β -methylacrolein (crotonaldehyde) should yield as an intermediate the Schiff base VII, which on ring closure would give 4-methyl-



quinoline (lepidine). The product, however, is 2-methylquinoline (quinaldine), and therefore the intermediate must be the β -arylaminoaldehyde VIII or a Schiff base derived from it.⁹

SCOPE AND LIMITATIONS

The Skraup reaction is of great general utility and has been applied to many aromatic amines. The only amines that fail to give the desired quinolines are those having substituents too reactive to withstand the drastic conditions, e.g., labile substituents such as acetyl, cyano, methoxyl, and fluoro. *p*-Aminoacetophenone,¹⁰ 2-cyano-5-methylaniline,¹¹ *p*-methoxyaniline,¹² 3-nitro-4,5-dimethoxyaniline,¹³ 2-nitro-4-methoxy-5-fluoroaniline,¹³ and 3-nitro-4-aminoveratrole¹⁴ fail to give the corresponding quinoline derivatives because the substituents are either degraded or hydrolyzed by the hot, strong sulfuric acid used in the reaction. The hydrolytic action of the sulfuric acid can be minimized by reducing the reaction time from the usual several hours to a few minutes.¹³ With a reaction time of one and one-half minutes 8-nitro-5,6-dimethoxyquinoline was prepared from 2-nitro-4,5-dimethoxyaniline in 40% yield.¹³

The original Skraup synthesis has been extended to include the preparation of quinolines substituted in the pyridine ring through the

⁹ Manske, *Chem. Revs.*, **30**, 113 (1942).

¹⁰ Berend and Thomas, *Ber.*, **25**, 2548 (1892).

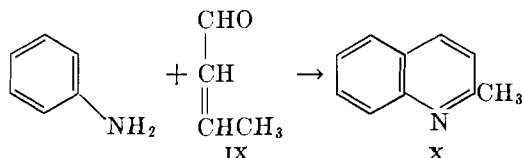
¹¹ v. Jakubowski, *Ber.*, **43**, 3026 (1910).

¹² Kaslow and Raymond, *J. Am. Chem. Soc.*, **68**, 1102 (1946).

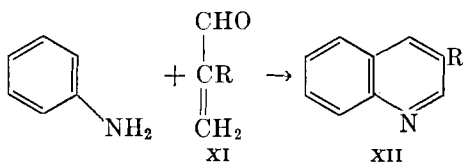
¹³ Elderfield, Gensler, Williamson, Griffing, Kupchan, Maynard, Kreysa, and Wright, *J. Am. Chem. Soc.*, **68**, 1584 (1946).

¹⁴ Frisch, Silverman, and Bogert, *J. Am. Chem. Soc.*, **65**, 2432 (1943).

use of α,β -unsaturated aldehydes and ketones. 2-Methylquinolines (X) are obtained in high yield by adding β -methylacrolein (crotonaldehyde) (IX),¹⁵ its diacetate,¹⁵ or 1,1,3-trimethoxybutane¹⁶ to a stirred mixture



of sulfuric acid, an oxidant, and an aromatic amine at such a rate that violent reaction is avoided. 2-Arylquinolines are prepared similarly by employing β -phenylacrolein (cinnamaldehyde) in place of crotonaldehyde.^{17,18,19} The use of an α -substituted acrolein (XI)^{8,15,20} or a 2-substituted glycerol^{21,22,23} as an addend in the Skraup reaction results in a quinoline substituted in the 3 position (XII, R = methyl, aryl, or halogen). The acetal, the diacetate, or the dipropionate of the α -substituted acrolein is often preferred in order to avoid the polymeri-



zation of part of the aldehyde during the reaction.^{15,20}

While engaged in a study of antimalarial compounds, Campbell and co-workers^{16,24-27} synthesized some 4-methylquinolines (XIV, R = methyl) by condensing methyl vinyl ketone (XIII, R = methyl) with aromatic amines under conditions somewhat milder than those used by Skraup. In view of the fact that α,β -unsaturated ketones such as XIII polymerize to some extent under the conditions of the reaction, it has

¹⁵ Utermohlen, *J. Org. Chem.*, **8**, 544 (1943).

¹⁶ Campbell, Helbing, and Kerwin, *J. Am. Chem. Soc.*, **68**, 1840 (1946).

¹⁷ Murmann, *Monatsh.*, **25**, 621 (1904).

¹⁸ Grimaux, *Compt. rend.*, **96**, 584 (1883).

¹⁹ Elderfield, Gensler, Bembry, Williamson, and Weisl, *J. Am. Chem. Soc.*, **68**, 1589 (1946).

²⁰ Manske, Marion, and Leger, *Can. J. Research*, **20B**, 133 (1942).

²¹ Darzens and Meyer, *Compt. rend.*, **198**, 1428 (1934).

²² Warren, *J. Chem. Soc.*, **1936**, 1366.

²³ Brown and Dougherty, *J. Am. Chem. Soc.*, **69**, 2232 (1947).

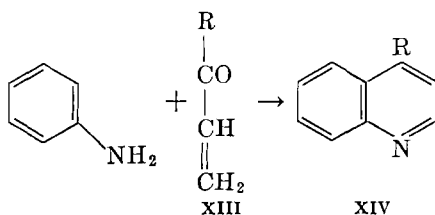
²⁴ Campbell and Schaffner, *J. Am. Chem. Soc.*, **67**, 86 (1945).

²⁵ Campbell, Sommers, Kerwin, and Campbell, *J. Am. Chem. Soc.*, **68**, 1851 (1946).

²⁶ Campbell, Sommers, Kerwin, and Campbell, *J. Am. Chem. Soc.*, **68**, 1556 (1946).

²⁷ Campbell, Elderfield, Gensler, Sommers, Kremer, Kupchan, Tinker, Dressner, Romanek, and Campbell, *J. Am. Chem. Soc.*, **69**, 1465 (1947).

been found expedient to employ compounds that will yield the α,β -unsaturated ketones under these conditions. Thus β -ketobutanol,^{20, 28, 29}



methyl β -chloroethyl ketone,^{30, 31, 32} 4-methoxy-2-butanone,²⁴ and 1,3,3-trimethoxybutane^{24-27, 33} when condensed with aniline all yield 4-methylquinoline, presumably via methyl vinyl ketone. 1-Aryl-3-chloropropan-1-ones are used for the preparation of 4-arylquinolines (XIV, R = phenyl).^{30, 34}

Aroquinolines

Amino derivatives of such fused systems as naphthalene, anthracene, phenanthrene, and pyrene undergo the Skraup reaction readily, and the resulting products are classed as aroquinolines. With 1-naphthylamine only one compound, benzo(*h*)quinoline (XV), is possible,^{22, 35-41} but 2-naphthylamine might react with glycerol in two ways to produce a mixture of the two isomers, benzo(*f*)quinoline (XVI) and benzo(*g*)quinoline (XVII). The ring closure actually takes place in the 1 position of 2-naphthylamine, and benzo(*f*)quinoline (XVI) is the only product.^{36, 42-48}

²⁸ Prill and Walter, Ger. pat. 505,320 [C. A., **26**, 479 (1932)].

²⁹ I. G. Farbenindustrie A.G., Brit. pat. 308,365 [C. A., **24**, 128 (1930)].

³⁰ Kenner and Statham, *Ber.*, **69**, 16 (1936).

³¹ Schering-Kahlbaum A.G., Brit. pat. 283,577 [C. A., **22**, 4132 (1928)].

³² Zöllner, U. S. pat. 1,804,045 [C. A., **25**, 3668 (1931)].

³³ Campbell and Kerwin, *J. Am. Chem. Soc.*, **68**, 1837 (1946).

³⁴ Kenner and Statham, *J. Chem. Soc.*, **1935**, 299.

³⁵ Skraup, *Ber.*, **14**, 1002 (1881).

³⁶ Skraup, *Ber.*, **15**, 893 (1882); *Monatsh.*, **3**, 531 (1882).

³⁷ Farbwerke vorm Meister, Lucius, and Brüning, Ger. pat. 26,430 (1883) [*Frdl.*, **1**, 183 (1877-1887)].

³⁸ I. G. Farbenindustrie A.G., Fr. pat. 727,528 [C. A., **26**, 5104 (1932)].

³⁹ Claus and Imhoff, *J. prakt. Chem.*, [2] **57**, 68 (1898).

⁴⁰ Bamberger and Stettenheimer, *Ber.*, **24**, 2472 (1891).

⁴¹ Schenkel and Schenkel, *Helv. Chim. Acta*, **27**, 1456 (1944).

⁴² Mikhailov, *Novosti Tekhniki*, **1940**, No. 3-4, 51 [C. A., **34**, 5847 (1940)].

⁴³ Kneuppel, *Ber.*, **29**, 703 (1896).

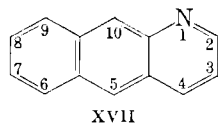
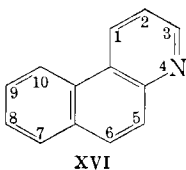
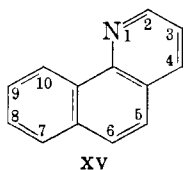
⁴⁴ Claus and Besseler, *J. prakt. Chem.*, [2] **57**, 49 (1898).

⁴⁵ Bamberger and Müller, *Ber.*, **24**, 2641 (1891).

⁴⁶ Clem and Hamilton, *J. Am. Chem. Soc.*, **62**, 2349 (1940).

⁴⁷ Sergeev, *Byull. Lako-Krasochnot Prom.*, **1938**, No. 2-3, 68; *Khim. Referat. Zhur.*, **2**, No. 1, 102 [C. A., **34**, 1665 (1940)].

⁴⁸ Skraup and Cobenzl, *Monatsh.*, **4**, 436 (1883).



So strong is the tendency for ring closure to occur in the 1 position that a substituent such as halogen or nitro (but not methyl) in that position in 2-naphthylamine is eliminated. Thus 1-nitro-,^{49, 50} 1-bromo-,^{49, 50} and 1-chloro-2-naphthylamine^{51, 52} when subjected to the Skraup reaction yield benzo(*f*)quinoline (XVI) alone or in admixture with the corresponding 10-substituted benzo(*g*)quinoline. In contrast to this, 5,6,7,8-tetrahydro-2-naphthylamine undergoes the Skraup reaction to yield a mixture of 7,8,9,10-tetrahydrobenzo(*f*)quinoline and 6,7,8,9-tetrahydrobenzo(*g*)quinoline, with the latter predominating.⁵³ Other amines that undergo this reaction are 1-, 2-, 3-, 4-, and 9-aminophenanthrene,^{54, 55, 56} 3-aminopyrene,⁵⁷ 3-aminoacenaphthene,⁵⁸ 1- and 2-aminoanthraquinone,^{43, 59-64} and 2-aminofluorene.⁶⁵ Heterocyclic amines such as 3-aminopyridine,⁶⁶ 2-aminothiophene,⁶⁷ and the aminobenzopyrones^{68, 69} do not withstand the drastic conditions well, and therefore the yields of the resulting quinoline derivatives in general are poor.

Aromatic diamines react with two moles of glycerol to give products known as phenanthrolines. The preparation of 1,7- (XVIII)^{36, 43, 70, 71, 72}

⁴⁹ Lellmann and Schmidt, *Ber.*, **20**, 3154 (1887).

⁵⁰ Huisgen, *Ann.*, **559**, 101 (1948).

⁵¹ Gerhardt and Hamilton, *J. Am. Chem. Soc.*, **66**, 479 (1944).

⁵² Clemo and Driver, *J. Chem. Soc.*, **1945**, 829.

⁵³ v. Braun and Gruber, *Ber.*, **55**, 1710 (1922).

⁵⁴ Herschmann, *Ber.*, **41**, 1998 (1908).

⁵⁵ Cook and Thomson, *J. Chem. Soc.*, **1945**, 395.

⁵⁶ Mosettig and Krueger, *J. Org. Chem.*, **3**, 317 (1938).

⁵⁷ Vollmann, Becker, Corell, Streeck, and Langbein, *Ann.*, **531**, 1 (1937).

⁵⁸ Zinke and Raith, *Monatsh.*, **40**, 271 (1919).

⁵⁹ Delaby and Hiron, *Bull. soc. chim. France*, [4] **47**, 227, 1395 (1930).

⁶⁰ Majert, Ger. pat. 26,197 [*Frld.*, **1**, 171 (1877-1887)].

⁶¹ Farbwerke vorm Meister, Lucius, and Brüning, Ger. pat. 189,234 [*Frld.*, **8**, 1362 (1905-1907)].

⁶² Badische Anilin- und Sodafabrik, Ger. pat. 171,939 [*Frld.*, **8**, 369 (1905-1907)].

⁶³ Schaarschmidt and Stahlschmidt, *Ber.*, **45**, 3452 (1912).

⁶⁴ Graebe, *Ann.*, **201**, 333 (1880).

⁶⁵ Hughes, Lions, and Wright, *J. Proc. Roy. Soc. N. S. Wales*, **71**, 449 (1938) [*C. A.*, **33**, 609 (1939)].

⁶⁶ Allen, *Chem. Revs.*, **47**, 275 (1950).

⁶⁷ Steinkopf and Lützkendorf, *Ann.*, **403**, 45 (1914).

⁶⁸ Dey and Goswami, *J. Chem. Soc.*, **115**, 531 (1919).

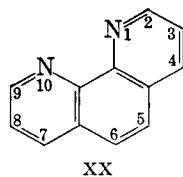
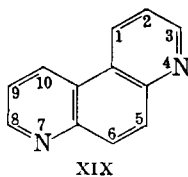
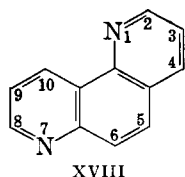
⁶⁹ Dhar, *J. Chem. Soc.*, **117**, 1053 (1920).

⁷⁰ Druce, *Chem. News*, **119**, 271 (1919) [*C. A.*, **14**, 535 (1920)].

⁷¹ Smith, *J. Am. Chem. Soc.*, **52**, 397 (1930).

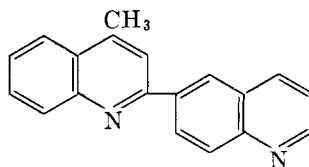
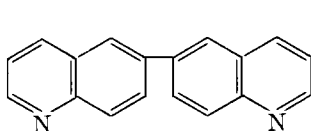
⁷² Skraup and Vortmann, *Monatsh.*, **3**, 570 (1882); **4**, 569 (1883).

and 4,7-phenanthroline (XIX) ^{36, 70-74} from *m*- and *p*-phenylenediamine, respectively, offers no difficulties. Although some workers have reported failure of attempts to prepare 1,10-phenanthroline (XX) from *o*-phenylenediamine, ^{71, 75} others have reported yields of 30-45%. ^{76, 77} A



far better method for preparing 1,10-phenanthroline is to subject 8-aminoquinoline ^{71, 78} or its derivatives ^{79, 80} to the Skraup reaction. 8-Aminoquinolines are readily obtained from the corresponding *o*-nitroanilines by way of the 8-nitroquinolines. It is to be noted that 5- and 6-substituted 8-aminoquinolines yield identical phenanthroline derivatives. 4-Aminoquinolines ^{81, 82} and 5-aminoisoquinolines ⁷⁵ undergo the Skraup reaction, but the yields are poor.

A double Skraup reaction also occurs with a diaminobiphenyl. A



good example is the preparation of 6,6'-biquinolyl (XXI) from 4,4'-diaminobiphenyl (benzidine). ^{83, 84, 85} Another method for the preparation of biquinolyls is the Skraup synthesis with an anilinoquinoline, e.g., 4-methyl-2,6'-biquinolyl (XXII) from 2-*p*-anilino-4-methylquinoline. ⁸⁶

⁷³ Haskelberg, *J. Am. Chem. Soc.*, **69**, 1538 (1947).

⁷⁴ Douglas, Jacomb, and Kermack, *J. Chem. Soc.*, **1947**, 1659.

⁷⁵ Misani and Bogert, *J. Org. Chem.*, **10**, 347 (1945).

⁷⁶ Halerow and Kermack, *J. Chem. Soc.*, **1946**, 155.

⁷⁷ Breckenridge and Singer, *Can. J. Research*, **25B**, 583 (1947).

⁷⁸ Smith and Getz, *Chem. Revs.*, **16**, 113 (1935).

⁷⁹ Richter and Smith, *J. Am. Chem. Soc.*, **66**, 396 (1944).

⁸⁰ Burger, Bass, and Fredericksen, *J. Org. Chem.*, **9**, 373 (1944).

⁸¹ Marckwald, *Ann.*, **279**, 20 (1894).

⁸² Lions and Ritchie, *J. Proc. Roy. Soc. N. S. Wales*, **74**, 443 (1941) [*C. A.*, **35**, 4771 (1941)].

⁸³ Roser, *Ber.*, **17**, 1817, 2767 (1884).

⁸⁴ Ostermayer and Henrichsen, *Ber.*, **17**, 2444 (1884).

⁸⁵ Fischer, *Monatsh.*, **5**, 417 (1884).

⁸⁶ Fischer, *Ber.*, **19**, 1036 (1886).

Orientation

An aromatic amine carrying a substituent in the *meta* position and having both positions *ortho* to the amino group unsubstituted can produce two isomeric quinolines when subjected to the Skraup reaction. It had been assumed generally that when the *meta* substituent is *meta* directing only the 5-substituted quinoline is formed and that when it is *ortho-para* directing a mixture of the 5- and 7-substituted quinolines is produced, with the latter predominating. Recent work of Bradford, Elliott, and Rowe⁸⁷ has established the identities and the relative proportions of the isomeric quinolines formed from *meta*-substituted anilines in the Skraup reaction. Aromatic amines carrying strongly *ortho-para* directing substituents in the *meta* position, i.e., *m*-methyl-, *m*-hydroxy-, and *m*-methoxy-aniline, yield only the 7-substituted quinoline. When the *meta* substituent is a weaker *ortho-para* directing group, i.e., bromo, chloro, and dimethylamino, the *meta*-substituted aniline yields a mixture of the 5- and 7-substituted quinoline, with the latter predominating. The relative amounts of 7-substituted quinolines increase with the substituents in the order bromo, chloro, dimethylamino. *m*-Nitro-, *m*-carboxy-, and *m*-sulfo-anilines undergo the Skraup reaction to yield mixtures of the 5- and 7-substituted quinolines, with the former appearing in larger quantity. The ratio of the 5- to 7-isomers present in the mixture of the nitroquinolines is 3.5:1 and in the carboxyquinolines, 5:1.

The ratio of the 5- to 7-chloroquinolines formed from *m*-chloroaniline is influenced by the concentration of the sulfuric acid used in the Skraup synthesis. With 60% sulfuric acid the ratio of 5- to 7-chloroquinoline is 1:1.4, and this decreases gradually with increasing concentration of the sulfuric acid to 1:3.9 at 80%. This was probably a contributing factor to the discrepancies which appeared in the earlier literature regarding the identity and ratio of these isomeric quinolines.

3,4-Disubstituted aromatic amines also can produce two isomeric quinolines in the Skraup synthesis. The general rule is that when one or both substituents are *ortho-para* directing the quinoline mixture obtained from the aromatic amine consists mainly of the 6,7-disubstituted quinoline with the 5,6-disubstituted quinoline present in lesser quantity.^{20, 50, 88-93}

⁸⁷ Bradford, Elliott, and Rowe, *J. Chem. Soc.*, **1947**, 437.

⁸⁸ Sonn and Benirschke, *Ber.*, **54**, 1730 (1921).

⁸⁹ Tomita, *J. Pharm. Soc. Japan*, **56**, 65 (1936) [*C. A.*, **32**, 5837 (1938)].

⁹⁰ Coates, Cook, Heilbron, Hey, Lambert, and Lewis, *J. Chem. Soc.*, **1943**, 406.

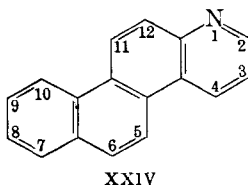
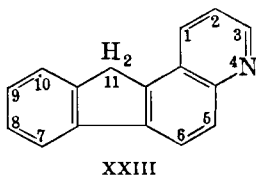
⁹¹ Frisch and Bogert, *J. Org. Chem.*, **8**, 331 (1943).

⁹² Berkenheim and Antik, *J. Gen. Chem. (U.S.S.R.)*, **11**, 537 (1941) [*C. A.*, **35**, 6962 (1941)].

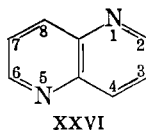
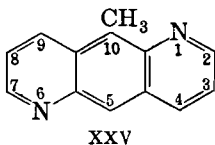
⁹³ Goldschmiedt, *Monatsh.*, **8**, 342 (1887).

5-Aminohydrindene also follows this rule, yielding a mixture of 6,7-trimethylene- and 5,6-trimethylene-quinoline in the ratio of 9:1.⁹⁴

Application of the Skraup synthesis to 2-naphthylamine,^{36, 42-48} 2-aminofluorene,⁶⁵ and 2-aminophenanthrene⁵⁶ yields the angular isomers only, benzo(*f*)quinoline (XXVI), 11-indeno(*2,1-f*)quinoline (XXIII), and naphtho(*2,1-f*)quinoline (XXIV), respectively. On the



other hand, 5,6,7,8-tetrahydro-2-naphthylamine⁵³ gives a mixture in which the linear isomer, 6,7,8,9-tetrahydrobenzo(*g*)quinoline, predominates. Like 2-naphthylamine, 6-aminoquinoline undergoes the Skraup ring closure in the 5 position to yield the angular isomer, 4,7-phenanthroline (XIX), exclusively. 5-Nitro- and 5-bromo-6-aminoquinoline also lose the 5 substituent on cyclization to form 4,7-phenanthroline. 5-Methyl-6-aminoquinoline retains its 5 substituent, and the product is 10-methyl-1,6-anthrazoline (XXV).⁵⁰ 7-Aminoquinoline undergoes the Skraup reaction to yield the angular isomer, 1,7-phenan-



throline (XVIII), only. With 3-aminopyridine and 3-amino-2-chloropyridine the cyclization takes place at the 2 position to form only the linear compound, XXVI (1,5-naphthyridine), the halogen being eliminated in the latter case. The cyclization at the 4 position is evidently difficult since 3-amino-2,6-dimethylpyridine will not undergo the Skraup reaction.⁶⁶ 3-Aminodibenzofuran produces a mixture of the two isomeric quinolines.^{95, 96, 97}

Determination of the Identities of 5- and 7-Substituted Quinolines

In determining the identity of the two isomeric quinolines formed from *meta*-substituted anilines in the Skraup reaction, the synthesis of

⁹⁴ Lindner, Sellner, Hofmann, and Hager, *Monatsh.*, **72**, 335, 354 (1939).

⁹⁵ Mosettig and Robinson, *J. Am. Chem. Soc.*, **57**, 902 (1935).

⁹⁶ Kirkpatrick and Parker, *J. Am. Chem. Soc.*, **57**, 1123 (1935).

⁹⁷ Adams, Clark, Kornblum, and Wolff, *J. Am. Chem. Soc.*, **66**, 22 (1944).

one or both isomers by unambiguous methods is necessary. The most common method is to block one of the *ortho* positions of the *meta*-substituted aniline, subject it to the Skraup reaction, and then remove the blocking group from the resulting quinoline. To obtain 5-methylquinoline, 2-nitro-5-methylaniline²⁰ and 2-carboxy-5-methylaniline¹¹ were converted by means of the Skraup synthesis to 5-methyl-8-nitro- and 5-methyl-8-carboxy-quinoline, respectively, and the 8 substituents then removed. In the same way toluene-2,3-diamine (2,3-diaminotoluene)⁸⁷ was converted to 7-methylquinoline by the Skraup synthesis followed by deamination of the resulting 7-methyl-8-aminoquinoline. Another method is to introduce further substituents into the two isomeric quinolines and then compare the products with compounds synthesized in an unequivocal way. Thus, the isomeric chloroquinolines obtained from *m*-chloroaniline were nitrated and the resulting products, 5-chloro-8-nitro- and 7-chloro-8-nitro-quinoline, proved to be identical with those obtained from 2-nitro-5-chloroaniline and 7-hydroxy-8-nitroquinoline.^{98, 99, 100}

The less common method for determining the identities of the 5- and 7-substituted quinolines is the synthesis of these compounds by an unambiguous method. In the Pfitzinger, Friedländer, Camps, and v. Niementowski quinoline syntheses,⁹ the hetero ring is formed by linking the ends of a two-carbon chain to the amino group and the *ortho* substituent in an *ortho*-substituted aniline. The preparation of 5- and 7-substituted quinolines by these methods is therefore unequivocal. These syntheses have been frequently used to establish the identity of the 5- and 7-isomeric quinolines obtained from a *meta*-substituted aniline in the syntheses of Doebner-Miller, Conrad-Limpach-Knorr, and Combes. They may also be employed in the identification of the products of the Skraup reaction. The Pfitzinger synthesis provides 5- and 7-substituted 4-carboxyquinolines which on decarboxylation should yield the desired reference compounds.

EXPERIMENTAL CONDITIONS

Control of the Reaction

The conditions under which the earlier Skraup syntheses were carried out often resulted in reactions of uncontrollable violence. The gradual addition of one of the reagents (glycerol or sulfuric acid) does not

⁹⁸ Price and Guthrie, *J. Am. Chem. Soc.*, **68**, 1592 (1946).

⁹⁹ Lutz, Bailey, Martin, and Salsbury, *J. Am. Chem. Soc.*, **68**, 1324 (1946).

¹⁰⁰ Claus and Junghaus, *J. prakt. Chem.*, [2] **48**, 254 (1893).

moderate the reaction satisfactorily, and the yields are poor. The modification of Clarke and Davis,¹⁰¹ the addition of ferrous sulfate, does regulate the reaction, presumably because the ferrous sulfate functions as an oxygen carrier and therefore the reaction is extended over a longer period of time. Further improvement has been achieved by the addition of acetic¹⁰² or boric acid.¹⁰³ Manske, Leger, and Gallagher¹⁰⁴ observed that the use of acetanilide in place of aniline in conjunction with ferrous sulfate and boroglyceric acid resulted in further moderation so that mole runs in 3- to 5-l. flasks could be carried out with perfect safety and increased yield. A British patent claims that the use of dilute sulfuric acid in the Skraup reaction eliminates violence and reduces the formation of tars.¹⁰⁵ Other workers^{42, 106, 107, 108} prefer strong sulfuric acid and avoid dilution during the reaction by removal of the water formed as an azeotrope with nitrobenzene.

Though the above modifications of the original Skraup synthesis have reduced the hazards of the reaction considerably, the violence was not reduced sufficiently to permit the preparation of quinolines on a commercial scale. It was discovered recently¹⁰⁹ that the mode of addition of the reactants is the most important factor in controlling the vigor of the reaction. When the mixture of the aromatic amine, sulfuric acid, and glycerol kept at 80° is added in small portions to the reaction vessel containing the oxidizing agent, the reaction can be maintained easily at the required temperature and good yields can be obtained in large-scale production.

Oxidizing Agents

The most useful oxidizing agent to remove the two hydrogen atoms from the intermediate dihydroquinoline (IV) is the nitro compound corresponding to the amine used in the synthesis. The amine produced by the reduction becomes available for further reaction. As the requisite nitro compound is not always accessible, a variety of other oxidants has been used. These include *m*-nitrobenzenesulfonic acid or its salts,^{15, 42}

¹⁰¹ Clarke and Davis, *Org. Syntheses*, **2**, 79 (1922); *Coll. Vol. 1*, 478 (1941).

¹⁰² Cohn and Gustavson, *J. Am. Chem. Soc.*, **50**, 2709 (1928).

¹⁰³ Cohn, *J. Am. Chem. Soc.*, **52**, 3685 (1930).

¹⁰⁴ Manske, Leger, and Gallagher, *Can. J. Research*, **19B**, 318 (1941).

¹⁰⁵ I. G. Farbenindustrie A.G., Brit. pat. 394,416 [*C. A.*, **28**, 175 (1934)].

¹⁰⁶ Kirkhgof and Fedotov, *Byull. Nauch.-Issledovatel'. Khim.-Farm. Inst.*, **1930**, 40 [*C. A.*, **27**, 5331 (1933)].

¹⁰⁷ Mikhailov, *Khim.-Farm. Prom.*, **1933**, 344 [*C. A.*, **28**, 3736 (1934)].

¹⁰⁸ Kirkhgof and Zasosov, *Khim.-Farm. Prom.*, **1934**, No. 1, 40 [*C. A.*, **28**, 5454 (1934)].

¹⁰⁹ Manske, Ledingham, and Ashford, *Can. J. Research*, **27F**, 359 (1949).

arsenic pentoxide,⁴³ ferric oxide or sulfate,¹¹⁰ ferric chloride,²⁴ stannic chloride,^{70, 111} chloropicrin,^{112, 113} *o*-nitrophenol,²⁰ and iodine.¹¹⁴

EXPERIMENTAL PROCEDURES

The preparation of quinoline¹⁰¹ in quantities of 255–275 g. with yields of 84–91%, and the preparation of 6-methoxy-8-nitroquinoline¹¹⁵ in quantities of 460–540 g. with yields of 65–75%, are described in *Organic Syntheses*.

Quinoline.¹⁰⁴ To 20 g. of powdered crystalline ferrous sulfate in a 5-l. flask there are added with shaking, in the order named, 77.6 g. of acetanilide, 42 g. of nitrobenzene, a solution of 35.5 g. of boric acid in 216 g. of glycerol, and 182 g. of concentrated sulfuric acid. The solution is then heated gently under a reflux condenser until it begins to simmer. Careful heating is continued for one-half hour, after which time the heat is increased for a further three hours.

The solution is then cooled slightly, 300 ml. of water is added, and the mixture is steam-distilled to remove the excess nitrobenzene (about 10 g.). The residual solution is cooled, and a solution of 340 g. of sodium hydroxide in 1 l. of water is added. The alkaline mixture is steam-distilled to remove the quinoline. After the quinoline layer is separated from the distillate, the aqueous layer is distilled to recover a small additional amount of quinoline.

To the combined quinoline layers is added 70 g. of concentrated sulfuric acid, and the resulting solution is diazotized at 8° with an excess of aqueous sodium nitrite (1–2 g. is sufficient). The diazotized solution is heated on the steam bath for thirty minutes, then steam-distilled to remove volatile impurities. A solution of 100 g. of sodium hydroxide in 400 ml. of water is added to the residual solution, and the mixture is again steam-distilled. The aqueous layer in the distillate is again concentrated as described above, and the quinoline is extracted from the combined distillates by means of benzene. Removal of the benzene, followed by distillation of the residue at 110–114°/14 mm. furnishes 67 g. (90%) of water-white quinoline.

3-Ethylquinoline.¹⁵ Into 165 g. of 20% oleum at 20–30°, 37 g. (0.3 mole) of nitrobenzene is run slowly and the mixture is heated with stirring to 60–70° over a period of approximately three hours. The

¹¹⁰ Barnett, *Chem. News*, **121**, 205 (1920) [*C. A.*, **15**, 831 (1921)].

¹¹¹ Druce, *Chem. News*, **117**, 346 (1918) [*C. A.*, **13**, 289 (1919)].

¹¹² Gardner and Williams, Brit. pat. 198,462 [*C. A.*, **17**, 3580 (1923)].

¹¹³ Kaufmann and Hüsey, *Ber.*, **41**, 1735 (1908).

¹¹⁴ Hewitt and Trustham, U. S. pat. 2,358,162 [*C. A.*, **39**, 1421 (1945)].

¹¹⁵ Mosher, Yanko, and Whitmore, *Org. Syntheses*, **27**, 48 (1947).

mixture is maintained at this temperature for an additional six to eight hours until a sample is completely soluble in water. This mixture of nitrobenzenesulfonic acid and sulfuric acid, which is termed the "sulfo mix," is poured into 50 ml. of water in a 1-l. three-necked flask, equipped with a short still head and variable-length finger condenser, a dropping funnel, a thermometer, and a stainless steel sweep stirrer. This dilutes the sulfuric acid to a concentration of 75%. With stirring, 47 g. of aniline (0.5 mole) is added; the aniline sulfate soon dissolves in the acid mixture.

The whole is heated to 125° in an oil bath, and 93 g. (0.5 mole) of α -ethylacrolein diacetate is added dropwise with stirring; the addition is momentarily stopped if the reaction becomes violent. Both during and after the addition of the acrolein acetate, the mixture is heated and stirred (stirring is momentarily stopped if excessive foaming occurs); meanwhile, the finger condenser is gradually moved up, so that a slow, steady distillation of water and acetic acid takes place. In about three hours the oil-bath temperature has been allowed to rise to 175°, about 50 ml. of distillate has come over, and distillation has almost ceased. The reaction mixture is partially cooled, poured onto about 500 g. of ice, and neutralized with concentrated sodium hydroxide solution. The crude product is removed by steam distillation, preferably with superheated steam. The 3-ethylquinoline is separated from the distillate, with the aid of carbon tetrachloride extraction. Fractionation of the solvent-quinoline mixture gives 42.5 g. (54%) of pure 3-ethylquinoline, b.p. 265–266°; $n_D^{20} = 1.5988$.

4-Methyl-6-methoxy-8-nitroquinoline.²⁷ A mixture of 170 g. of arsenic acid, 50 ml. of water, 168 g. (1.0 mole) of *m*-nitro-*p*-anisidine, and 280 g. of concentrated sulfuric acid is placed in a 1-l. flask fitted with stirrer, dropping funnel, and condenser set for downward distillation. The mixture is heated in an oil bath at 110–115° while 148 g. (1.0 mole) of 1,3,3-trimethoxybutane is added dropwise in the course of two and a half hours. The mixture is stirred at 115–125° for an additional two hours while methanol distills. It is then poured into 1 l. of water, filtered, and the filtrate diluted successively to 3 and 6 l., filtering after each dilution. The precipitates (mostly tars) are discarded. The final filtrate is made basic with aqueous ammonia, and the reddish precipitate is collected and dried; the yield of crude product melting at 158–160° is about 168 g. This material is dissolved in 2–2.5 l. of 10% hydrochloric acid and the solution heated on the steam bath for fifteen minutes with Norit, then filtered. The cooled solution is neutralized with aqueous ammonia, and the dried precipitate recrystallized from 2–2.5 l. of ethyl acetate, using Norit. The mother liquors from the first crop are concen-

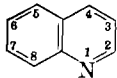
trated to 500 ml. to give a second crop. The total yield of material melting at 169–171° or higher is 130 g. (55–60%).

Separation of the Mixture of 3,7- and 3,5-Dimethylquinoline.²⁰ The mixture is prepared from *m*-toluidine and α -methylacrolein. After distillation of the mixture most of the pale greenish distillate crystallizes. The oil is drained off, and the solid 3,7-dimethylquinoline is crystallized twice from purified hexane; m.p. 80°. The oily mixture from which the solid base has crystallized is dissolved in hot dilute perchloric acid and cooled. The precipitate is collected, washed with cold water, and recrystallized from boiling water to obtain the pure perchlorate of 3,5-dimethylquinoline as brilliant colorless prisms, m.p. 216°. The 3,7-dimethylquinoline regenerated from the filtrate crystallizes at once and, after being pressed on filter paper, melts at 78°.

TABULAR SURVEY OF QUINOLINES PREPARED BY THE SKRAUP SYNTHESIS

In the tables that follow are listed the quinolines prepared by the Skraup reaction through August, 1951. Within each table the quinolines are listed according to the substituents present in the following sequence: halogen; nitro; hydroxy, alkoxy, aryloxy, and RCO₂—; sulfur-containing groups; amino; cyano; carbonyl; carboxyl; alkyl; aryl; heterocyclic. A substance containing more than one of the above groups is listed according to the group lowest in the list. Thus a 5-nitro-8-methylquinoline would follow 5,8-dicarboxyquinoline and would precede 5,8-dimethylquinoline.

TABLE I
 QUINOLINES

Quinoline	Reactants		Yield %	References
	Aniline	Second Component		
<i>A. Quinoline and Monosubstituted Quinolines</i>				
Quinoline *	Aniline	Glycerol	84-91	35, 42, 43, 70, 101, 102, 103, 106, 107, 108, 110, 111, 112, 114, 127
	Aniline	Acrolein	70	4, 5
	N-Acetyl-	Glycerol	90	104
	N-Allyl-		1	135
6-Fluoro-	<i>p</i> -Fluoro-	Glycerol	98	184
5-Chloro-	<i>m</i> -Chloro-	Glycerol	22	87, 98, 187, 196
6-Chloro-	<i>p</i> -Chloro-	Glycerol	79	38, 145, 177, 196
7-Chloro-	<i>m</i> -Chloro-	Glycerol	68	87, 98, 187, 196
8-Chloro-	<i>o</i> -Chloro-	Glycerol	—	195, 196, 291
5-Bromo-	<i>m</i> -Bromo-	Glycerol	35	87, 190, 193
6-Bromo-	<i>p</i> -Bromo-	Glycerol	68	7, 177
7-Bromo-	<i>m</i> -Bromo-	Glycerol	35	87, 190, 193
8-Bromo-	<i>o</i> -Bromo-	Glycerol	—	190, 197, 213
5-Nitro-	<i>m</i> -Nitro-	Glycerol	59	87, 228, 229

Note: References 116-322 are listed on pp. 94-98. Where one reference is italicized, the yield reported is taken from that reference.

* Quinoline has been obtained in 5% yield from phenylhydroxylamine and glycerol,¹⁴⁸ and in traces from azoxybenzene and glycerol.¹⁴⁵

TABLE I—Continued

Quinoline	QUINOLINES		Yield %	References
	Reactants			
	Aniline	Second Component		
<i>A. Quinoline and Monosubstituted Quinolines—Continued</i>				
6-Nitro-	<i>p</i> -Nitro-	Glycerol	70	7, 43, 175, 181, 228, 238, 284
7-Nitro-	<i>m</i> -Nitro-	Glycerol	14	43, 87, 228, 229, 234, 235, 278
8-Nitro-	<i>o</i> -Nitro-	Glycerol	55	7, 43, 78, 175
5-Hydroxy-	<i>m</i> -Hydroxy-	Glycerol	Poor	87
6-Hydroxy-	<i>p</i> -Hydroxy-	Glycerol	—	12, 36
7-Hydroxy-	<i>m</i> -Hydroxy-	Glycerol	46	36, 38, 87, 234
8-Hydroxy-	<i>o</i> -Hydroxy-	Glycerol	10	36, 112, 174, 218, 226, 227
6-Methoxy-	<i>p</i> -Methoxy-	Glycerol	66	7, 12, 13, 90, 165, 166, 167
7-Methoxy-	<i>m</i> -Methoxy-	Glycerol	44	87, 169, 170
8-Methoxy-	<i>o</i> -Methoxy-	Glycerol	27	104, 172, 173, 174
6-Ethoxy-	<i>p</i> -Ethoxy-	Glycerol	53	88, 168
6-Phenoxy-	<i>p</i> -Phenoxy-	Glycerol	—	89
—5-sulfonic acid	— <i>m</i> -sulfonic acid (metanilic acid)	Glycerol	51	87, 236
—6-sulfonic acid	— <i>p</i> -sulfonic acid (sulfanilic acid)	Glycerol	—	37, 43, 299
—6-sulfonamide	— <i>p</i> -sulfonamide (sulfanilamide)	Glycerol	30	241
—6-methyl sulfone (6-SO ₂ CH ₃)	<i>p</i> -Acetaminophenyl methyl sulfone	Glycerol	22	237

6-Quinolyl <i>p</i> -nitrophenyl sulfide	4-Nitrophenyl 4'-amino-phenyl sulfide	Glycerol	55	320
6-Quinolyl <i>p</i> -nitrophenyl sulfone	4-Nitrophenyl 4'-amino-phenyl sulfone	Glycerol	67	320
5-Dimethylamino-	<i>m</i> -Dimethylamino-	Glycerol	Poor	87
6-Dimethylamino-	<i>p</i> -Dimethylamino-	Glycerol	66	43, 175, 176
7-Dimethylamino-	<i>m</i> -Dimethylamino-	Glycerol	27	43, 87
6-Diethylamino-	<i>p</i> -Diethylamino-	Glycerol	—	176
5-Cyano-	<i>m</i> -Cyano-	Glycerol	—	87
7-Cyano-	<i>m</i> -Cyano-	Glycerol	—	87
6-Benzoyl-	<i>p</i> -Benzoyl-	Glycerol	—	10
5-Carboxy-	<i>m</i> -Carboxy-	Glycerol	60	87, 179, 181, 214, 258
6-Carboxy-	<i>p</i> -Carboxy-	Glycerol	54	38, 214, 258, 301
7-Carboxy-	<i>m</i> -Carboxy-	Glycerol	12	87, 156, 258
	2,3-Dicarboxy-	Glycerol	—	182
8-Carboxy-	<i>o</i> -Carboxy-	Glycerol	53	214, 256, 311
2-Methyl-	Aniline	Acetylene	—	150
	Aniline	Paraldehyde	—	207
	Aniline	CH ₃ CHOHCO ₂ H	39	208
	Aniline	CH ₃ CH=CHCHO	43	15, 148, 244
	Aniline	CH ₃ CH=CHCH(OCOCH ₃) ₂	50	15
3-Methyl-	Aniline	CH ₂ =C(CH ₃)CHO	30	15
	Aniline	CH ₂ =C(CH ₃)CH(OCOCH ₃) ₂	49	15
	Aniline	CH ₂ =C(CH ₃)CH(OCOC ₂ H ₅) ₂	46	15
	Aniline	CH ₂ =C(CH ₃)CH(OCH ₃) ₂	39	20
	Aniline	C ₂ H ₅ OCH ₂ C(CH ₃)(OH)CH ₂ OC ₂ H ₅	40	21
4-Methyl-	Aniline	HOCH ₂ CH ₂ COCH ₃	—	28, 29
	Aniline	CH ₃ OCH ₂ CH ₂ COCH ₃	73	24

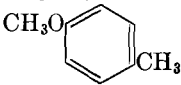
Note: References 116–322 are listed on pp. 94–98. Where one reference is italicized, the yield reported is taken from that reference.

TABLE I—Continued

QUINOLINES

Reactants

Quinoline	Reactants		Yield %	References
	Aniline	Second Component		
<i>A. Quinoline and Monosubstituted Quinolines—Continued</i>				
4-Methyl—(<i>Cont'd.</i>)	Aniline	$\text{ClCH}_2\text{CH}_2\text{COCH}_3$	40	30, 32
5-Methyl-	<i>m</i> -Methyl-	Glycerol	Poor	20, 87, 153, 154, 155
6-Methyl-	<i>p</i> -Methyl-	Glycerol	46	20, 35, 42, 70, 112, 151, 152
7-Methyl-	<i>m</i> -Methyl-	Glycerol	70	20, 70, 87, 153, 154, 155
8-Methyl-	<i>o</i> -Methyl-	Glycerol	67	20, 35, 42, 43, 111, 112, 155
5-Trifluoromethyl-	<i>m</i> -F ₃ C-	Glycerol	6	156, 263
6-Trifluoromethyl-	<i>p</i> -F ₃ C-	Glycerol	—	264
7-Trifluoromethyl-	<i>m</i> -F ₃ C-	Glycerol	32	156, 263
8-Trifluoromethyl-	<i>o</i> -F ₃ C-	Glycerol	—	264
6-Carboxymethyl-	<i>p</i> -Carboxymethyl-	Glycerol	39	290
2-Ethyl-	Aniline	$\text{HOCH}(\text{C}_2\text{H}_5)\text{CHOHCH}_2\text{OH}$	Poor	59
3-Ethyl-	Aniline	$\text{C}_2\text{H}_5\text{OCH}_2\text{C}(\text{C}_2\text{H}_5)\text{OHCH}_2\text{OC}_2\text{H}_5$	40	21, 22, 23
	Aniline	$\text{CH}_2=\text{C}(\text{C}_2\text{H}_5)\text{CHO}$	42	15
	Aniline	$\text{CH}_2=\text{C}(\text{C}_2\text{H}_5)\text{CH}(\text{OCOCH}_3)_2$	54	15
4-Ethyl-	Aniline	$\text{ClCH}_2\text{CH}_2\text{COC}_2\text{H}_5$	40	30, 31, 32
7-Ethyl-	<i>m</i> -Ethyl-	Glycerol	92	20
8-Ethyl-	<i>o</i> -Ethyl-	Glycerol	50	158
2-Propyl-	Aniline	$\text{HOCH}(\text{C}_3\text{H}_7)\text{CHOHCH}_2\text{OH}$	Poor	59
3-Propyl-	Aniline	$\text{C}_2\text{H}_5\text{C}(\text{CH}_2\text{OH})_3$	15	23
4-Propyl-	Aniline	$\text{ClCH}_2\text{CH}_2\text{COC}_3\text{H}_7$	40	30
8-Propyl-	<i>o</i> -Propyl-	Glycerol	35	163

2-Butyl-	Aniline	$\text{HOCH}(\text{C}_4\text{H}_9)\text{CHOHCH}_2\text{OH}$	Poor	59
4-Butyl-	Aniline	$\text{ClCH}_2\text{CH}_2\text{COC}_4\text{H}_9$	40	30
3-Isobutyl-	Aniline	$\text{C}_2\text{H}_5\text{OCH}_2\text{C}(\text{C}_4\text{H}_9\text{-iso})(\text{OH})\text{CH}_2\text{OC}_2\text{H}_5$	40	21
2-Phenyl-	Aniline	$\text{C}_6\text{H}_5\text{CH}=\text{CHCHO}$	31	17, 18
3-Phenyl-	Aniline	$\text{C}_2\text{H}_5\text{OCH}_2\text{C}(\text{OH})(\text{C}_6\text{H}_5)\text{CH}_2\text{OC}_2\text{H}_5$	12	22
4-Phenyl-	Aniline	$\text{ClCH}_2\text{CH}_2\text{COC}_6\text{H}_5$	53	30
6-Phenyl-	<i>p</i> -Phenyl-	Glycerol	—	104, 177
	<i>p</i> -Phenyl-N-acetyl-	Glycerol	42	201
8-Phenyl-	<i>o</i> -Phenyl-	Glycerol	58	201
4-<i>p</i>-Tolyl-	Aniline	$\text{ClCH}_2\text{CH}_2\text{COC}_6\text{H}_4\text{CH}_3\text{-}p$	45	30
4-(3-Methyl-6-methoxy-phenyl)-	Aniline	$\text{ClCH}_2\text{CH}_2\text{CO}$ 	37	30
6-Diphenylmethyl-	<i>p</i> -Diphenylmethyl-	Glycerol	—	178
4-(β-Naphthyl)-	Aniline	$\text{ClCH}_2\text{CH}_2\text{COC}_{10}\text{H}_7(\beta)$	41	30
5-α-Pyridyl-	<i>m</i> - α -Pyridyl-	Glycerol	—	220
6-α-Pyridyl-	<i>p</i> - α -Pyridyl-	Glycerol	—	220
6-β-Pyridyl-	<i>p</i> - β -Pyridyl-	Glycerol	—	220
6-γ-Pyridyl-	<i>p</i> - γ -Pyridyl-	Glycerol	83	220
7-α-Pyridyl-	<i>m</i> - α -Pyridyl-	Glycerol	—	220
8-α-Pyridyl-	<i>o</i> - α -Pyridyl-	Glycerol	38	220
8-β-Pyridyl-	<i>o</i> - β -Pyridyl-	Glycerol	—	220
8-γ-Pyridyl-	<i>o</i> - γ -Pyridyl-	Glycerol	—	220
5-(2,6-Dimethyl-4-pyridyl)-	<i>m</i> -(2,6-Dimethyl-4-pyridyl)-	Glycerol	3	181
6-(2,6-Dimethyl-4-pyridyl)-	<i>p</i> -(2,6-Dimethyl-4-pyridyl)-	Glycerol	71	181
7-(2,6-Dimethyl-4-pyridyl)-	<i>m</i> -(2,6-Dimethyl-4-pyridyl)-	Glycerol	25	181
6-Piperidylmethyl-	<i>p</i> -Piperidylmethyl-	Glycerol	—	219
8-Piperidylmethyl-	<i>o</i> -Piperidylmethyl-	Glycerol	Poor	219
5-(or 7-) (2-Benzimidazolyl)-	<i>m</i> -(2-Benzimidazolyl)-	Glycerol	60	221

Note: References 116–322 are listed on pp. 94–98. Where one reference is italicized, the yield reported is taken from that reference.

TABLE I—Continued

QUINOLINES

Reactants

Quinoline	Reactants		Yield %	References
	Aniline	Second Component		
<i>A. Quinoline and Monosubstituted Quinolines—Continued</i>				
6-(2-Benzimidazolyl)-	<i>p</i> -(2-Benzimidazolyl)-	Glycerol	40	221
8-(2-Benzimidazolyl)-	<i>o</i> -(2-Benzimidazolyl)-	Glycerol	50	221, 224
6-(6-Methyl-2-benzothiazolyl)-	<i>p</i> -(6-Methyl-2-benzothiazolyl)-	Glycerol	15	223
<i>B. Disubstituted Quinolines</i>				
5,7-Dichloro-	3,5-Dichloro-	Glycerol	80-90	129
5,8-Dichloro-	2,5-Dichloro-	Glycerol	83	5, 38, 177
6,8-Dichloro-	2,4-Dichloro-	Glycerol	35	38, 269
5,6-Dibromo-	3,4-Dibromo-	Glycerol	—	130
5,7-Dibromo-	3,5-Dibromo-	Glycerol	Good	130
5,8-Dibromo-	2,5-Dibromo-	Glycerol	—	128
6,7-Dibromo-	3,4-Dibromo-	Glycerol	—	130
6,8-Dibromo-	2,4-Dibromo-	Glycerol	—	130
6-Fluoro-8-nitro-	4-Fluoro-2-nitro-	Glycerol	46	184
5-Chloro-6-nitro-	3-Chloro-4-nitro-	Glycerol	20	99, 196
5-Chloro-8-nitro-	5-Chloro-2-nitro-	Glycerol	50	99, 196
6-Chloro-7-nitro-	4-Chloro-3-nitro-	Glycerol	—	196
6-Chloro-8-nitro-	4-Chloro-2-nitro-	Glycerol	90	79, 115, 120, 247
7-Chloro-6-nitro-	3-Chloro-4-nitro-	Glycerol	35	99, 196
8-Chloro-5-nitro-	2-Chloro-5-nitro-	Glycerol	—	196
8-Chloro-6-nitro-	2-Chloro-4-nitro-	Glycerol	—	38
6-Bromo-8-nitro-	4-Bromo-2-nitro-	Glycerol	91	79
8-Bromo-6-nitro-	2-Bromo-4-nitro-	Glycerol	60	131
5,6-Dinitro-	3,4-Dinitro-	Glycerol	40	113

5,7-Dinitro-	3,5-Dinitro-	Glycerol	—	113
6,8-Dinitro-	2,4-Dinitro-	Glycerol	63	113, 177, 308
7,8-Dinitro-	2,3-Dinitro-	Glycerol	—	113
5-Chloro-6-hydroxy-	5-Chloro-4-hydroxy-	Glycerol	30	218
5-Chloro-8-hydroxy-	5-Chloro-2-hydroxy-	Glycerol	35	218, 231, 270
6-Chloro-8-hydroxy-	4-Chloro-2-hydroxy-	Glycerol	50	286
5-Nitro-8-hydroxy-	5-Nitro-2-hydroxy-	Glycerol	2	80, 255
6,8-Dihydroxy-	2,4-Dihydroxy-	Glycerol	—	134
5-Chloro-8-methoxy-	5-Chloro-2-methoxy-	Glycerol	40	270
7-Bromo-6-methoxy-	3-Bromo-4-methoxy-	Glycerol	58	92
8-Bromo-6-methoxy-	2-Bromo-4-methoxy-	Glycerol	—	92
7-Bromo-6-ethoxy-	3-Bromo-4-ethoxy-	Glycerol	—	92
5-Nitro-6-methoxy-	3-Nitro-4-methoxy-	Glycerol	—	297
5-Nitro-8-methoxy-	5-Nitro-2-methoxy-	Acrolein	59	7, 173
6-Nitro-8-methoxy-	4-Nitro-2-methoxy-	Glycerol	87	120, 263, 266, 284
	4-Nitro-2-methoxy-	Acrolein	67	7
7-Nitro-6-methoxy-	3-Nitro-4-methoxy-	Glycerol	—	297
8-Nitro-6-methoxy-	2-Nitro-4-methoxy-	Glycerol	76	6, 75, 115, 116, 117, 118, 119, 120, 232, 248, 284
	2-Nitro-4-methoxy-	Acrolein	60	7
		$\text{CH}_2=\text{C}(\text{Br})\text{CHO}$	68	321
8-Nitro-6-ethoxy-	2-Nitro-4-ethoxy-	Glycerol	71	115, 117, 118, 239
8-Nitro-6-(γ -aminopropoxy)-	2-Nitro-4-(γ -phthalimido- propoxy)-	Glycerol	70	123
8-Nitro-6-butoxy-	2-Nitro-4-butoxy-	Glycerol	28	122
8-Nitro-6-phenoxy-	2-Nitro-4-phenoxy-	Glycerol	30	249
6,7-Dimethoxy-	3,4-Dimethoxy-	Glycerol	83	91, 93, 307
7,8-Dimethoxy-	2,3-Dimethoxy-	Glycerol	58	294

Note: References 116–322 are listed on pp. 94–98. Where one reference is italicized, the yield reported is taken from that reference.

TABLE I—Continued

Quinoline	QUINOLINES		Yield %	References
	Reactants			
	Aniline	Second Component		
<i>B. Disubstituted Quinolines—Continued</i>				
6,7-Methylenedioxy-	3,4-Methylenedioxy-	Glycerol	Poor	88, 307
6,7-Ethylenedioxy-	3,4-Ethylenedioxy-	Glycerol	62	88, 89
6,7-Phenylenedioxy-	3,4-Phenylenedioxy-	Glycerol	—	89
6-Methoxy-8-(1-diethyl- amino-4-pentylamino)-	4-Methoxy-2-(1-diethyl- amino-4-pentylamino)-	Glycerol	—	295
8-Chloro-5-sulfonic acid	2-Chloro-5-sulfonic acid	Glycerol	—	132
8-Chloro-5-carboxy-	2-Chloro-5-carboxy-	Glycerol	83	258
8-Bromo-5-carboxy-	2-Bromo-5-carboxy-	Glycerol	—	179
5-Nitro-8-carboxy-	5-Nitro-2-carboxy-	Glycerol	70	87
8-Hydroxy-5-carboxy-	2-Hydroxy-5-carbomethoxy-	Glycerol	29	126
8-Hydroxy-6-carboxy-	2-Hydroxy-4-carbomethoxy-	Glycerol	65	126
5-Methoxy-8-carboxy-	5-Methoxy-2-carboxy-	Glycerol	20	87
6-Methoxy-8-carboxy-	4-Methoxy-2-carbomethoxy-	Glycerol	—	256, 296
5,8-Dicarboxy-	2,5-Dicarboxy-	Glycerol	—	153
5-Chloro-4-methyl-	<i>m</i> -Chloro-	$\text{CH}_3\text{C}(\text{OCH}_3)_2\text{CH}_2\text{CH}_2\text{OCH}_3$	—	25
6-Chloro-2-methyl-	<i>p</i> -Chloro-	$\text{CH}_3\text{CH}=\text{CHCH}(\text{OCOCH}_3)_2$	55	15, 244
6-Chloro-4-methyl-	<i>p</i> -Chloro-	$\text{CH}_3\text{C}(\text{OCH}_3)_2\text{CH}_2\text{CH}_2\text{OCH}_3$	55	32, 33
6-Chloro-8-methyl-	2-Methyl-4-chloro-	Glycerol	—	161
7-Chloro-2-methyl-	<i>m</i> -Chloro-	Crotonaldehyde	60	15
	<i>m</i> -Chloro-	$\text{CH}_3\text{CH}(\text{OCH}_3)\text{CH}_2\text{CH}(\text{OCH}_3)_2$	30	16
7-Chloro-3-methyl-	<i>m</i> -Chloro-	$\text{CH}_2=\text{C}(\text{CH}_3)\text{CH}(\text{OCOCH}_3)_2$	52	15
7-Chloro-4-methyl-	<i>m</i> -Chloro-	$\text{CH}_3\text{C}(\text{OCH}_3)_2\text{CH}_2\text{CH}_2\text{OCH}_3$	67	25
7-Chloro-8-methyl-	3-Chloro-2-methyl-	Glycerol	74	87
8-Chloro-2-methyl-	<i>o</i> -Chloro-	$\text{CH}_3\text{CH}=\text{CHCHO}$	—	151, 244

8-Chloro-4-methyl-	<i>o</i> -Chloro-	$\text{CH}_3\text{C}(\text{OCH}_3)_2\text{CH}_2\text{CH}_2\text{OCH}_3$	23	24
8-Chloro-5-methyl-	2-Chloro-5-methyl-	Glycerol	62	121, 273
5-Bromo-8-methyl-	5-Bromo-2-methyl-	Glycerol	—	275
6-Bromo-3-methyl-	<i>p</i> -Bromo-	$\text{CH}_2=\text{C}(\text{CH}_3)\text{CHO}$	13	20
6-Bromo-8-methyl-	4-Bromo-2-methyl-	Glycerol	95	161, 277
7-Bromo-8-methyl-	3-Bromo-2-methyl-	Glycerol	—	275
8-Bromo-6-methyl-	2-Bromo-4-methyl- <i>N</i> -acetyl-	Glycerol	36	309
5-(or 7-)Nitro-6-methyl-	3-Nitro-4-methyl-	Glycerol	53	280, 281
5-Nitro-8-methyl-	5-Nitro-2-methyl-	Glycerol	—	280
6-Nitro-2-methyl-	<i>p</i> -Nitro-	$\text{CH}_3\text{CH}=\text{CHCH}(\text{OCOCH}_3)_2$	30	15
6-Nitro-3-methyl-	<i>p</i> -Nitro-	$\text{CH}_2=\text{C}(\text{CH}_3)\text{CH}(\text{OCOC}_2\text{H}_5)_2$	35	15
6-Nitro-4-methyl-	<i>p</i> -Nitro-	$\text{CH}_3\text{COCH}_2\text{CH}_2\text{Cl}$	20	31, 32, 298
6-Nitro-5-methyl-	4-Nitro-3-methyl-	Glycerol	7	50
6-Nitro-7-methyl-	4-Nitro-3-methyl-	Glycerol	35	50
6-Nitro-8-methyl-	4-Nitro-2-methyl-	Glycerol	—	287
7-Nitro-8-methyl-	3-Nitro-2-methyl-	Glycerol	—	319
8-Nitro-3-methyl-	<i>o</i> -Nitro-	$\text{CH}_2=\text{C}(\text{CH}_3)\text{CH}(\text{OCOCH}_3)_2$	43	315
8-Nitro-5-methyl-	2-Nitro-5-methyl-	Glycerol	23	20, 246
8-Nitro-6-methyl-	2-Nitro-4-methyl-	Glycerol	81	79, 151, 280
8-Nitro-7-methyl-	2-Nitro-3-methyl-	Glycerol	43	246, 259
8-Hydroxy-2-methyl-	<i>o</i> -Hydroxy-	$\text{CH}_3\text{CH}=\text{CHCHO}$	—	279
8-Hydroxy-5-methyl-	2-Hydroxy-5-methyl-	Glycerol	65	280
8-Hydroxy-7-methyl-	2-Hydroxy-3-methyl-	Glycerol	80	280
8-Hydroxy-5-<i>t</i>-octyl-	2-Hydroxy-5- <i>t</i> -octyl-	Glycerol	—	306
6-Methoxy-2-methyl-	<i>p</i> -Methoxy-	$\text{CH}_3\text{CH}=\text{CHCHO}$	45	16
6-Methoxy-4-methyl-	<i>p</i> -Methoxy-	$\text{CH}_3\text{COCH}_2\text{CH}_2\text{Cl}$	—	31, 32
	<i>p</i> -Methoxy-	$\text{CH}_3\text{COCH}=\text{CH}_2$	52	24
6-Methoxy-8-methyl-	4-Methoxy-2-methyl-	Glycerol	43	267
8-Methoxy-4-methyl-	<i>o</i> -Methoxy-	$\text{CH}_3\text{COCH}_2\text{CH}_2\text{Cl}$	—	31, 32
6-Ethoxy-4-methyl-	<i>p</i> -Ethoxy-	$\text{CH}_3\text{COCH}_2\text{CH}_2\text{Cl}$	—	31, 32

Note: References 116-322 are listed on pp. 94-98. Where one reference is italicized, the yield reported is taken from that reference.

TABLE I—Continued

QUINOLINES

Reactants

Quinoline	Reactants		Yield %	References
	Aniline	Second Component		
<i>B. Disubstituted Quinolines—Continued</i>				
6-Methyl-7-sulfonic acid	4-Methyl-3-sulfonic acid	Glycerol	37	289
6-Methyl-8-sulfonic acid	4-Methyl-2-sulfonic acid	Glycerol	83	292
8-Methyl-5-sulfonic acid	2-Methyl-5-sulfonic acid	Glycerol	83	293
8-Methyl-6-sulfonic acid	2-Methyl-4-sulfonic acid	Glycerol	83	287, 293
6-Arsonamino-2-methyl-	<i>p</i> -Arsonamino-(arsanilic acid)	CH ₃ CH=CHCHO	—	136
8-Amino-7-methyl-	2-Amino-3-methyl-	Glycerol	22	87
6-Carboxy-2-methyl-	<i>p</i> -Carboxy-	CH ₃ CH=CHCHO	—	244
8-Carboxy-4-methyl-	<i>o</i> -Carboxy-	CH ₃ COCH ₂ CH ₂ Cl	—	31, 32
8-Carboxy-5-methyl-	2-Cyano-5-methyl-	Glycerol	70	11, 87
8-Carboxy-6-methyl-	2-Cyano-4-methyl-	Glycerol	70	272
2-Phenyl-6-sulfonic acid	—4-sulfonic acid (sulfanilic acid)	C ₆ H ₅ CH=CHCHO	—	211
2,4-Dimethyl-	Aniline	CH ₃ COCH ₂ CHOHCH ₃	18	20, 209
	Aniline	CH ₃ COCH=CHCH ₃	62	24
2,6-Dimethyl-	<i>p</i> -Methyl-	CH ₃ CH=CHCH(OCOC ₂ H ₅) ₂	49	15
2,7-Dimethyl-	<i>m</i> -Methyl-	CH ₃ CH=CHCHO	62	15
	<i>m</i> -Methyl-	CH ₃ CH=CHCH(OCOCH ₃) ₂	47	15
2,8-Dimethyl-	<i>o</i> -Methyl-	CH ₃ CH=CHCHO	—	244
3,4-Dimethyl-	Aniline	CH ₃ COCH(CH ₃)CH ₂ OH	42	20
3,5-Dimethyl-	<i>m</i> -Methyl-	CH ₂ =C(CH ₃)CHO	—	20
3,6-Dimethyl-	<i>p</i> -Methyl-	CH ₂ =C(CH ₃)CHO	12	20
	<i>p</i> -Methyl-	CH ₂ =C(CH ₃)CH(OCOCH ₃) ₂	54	15
3,7-Dimethyl-	<i>m</i> -Methyl-	CH ₂ =C(CH ₃)CHO	65	15, 20
3,8-Dimethyl-	<i>o</i> -Methyl-	CH ₂ =C(CH ₃)CH(OCOCH ₃) ₂	45	15

3,8-Dimethyl-Continued	<i>o</i>-Methyl-	$\text{CH}_2=\text{C}(\text{CH}_3)\text{CHO}$	18	20
4,6-Dimethyl-	<i>p</i> -Methyl-	$\text{CH}_3\text{COCH}=\text{CH}_2$	65	24
	<i>p</i> -Methyl-	$\text{CH}_3\text{COCH}_2\text{CH}_2\text{OH}$	—	29
5,6-Dimethyl-	3,4-Dimethyl-	Glycerol	Poor	20
5,7-Dimethyl-	3,5-Dimethyl-	Glycerol	39	20, 253
5,8-Dimethyl-	2,5-Dimethyl-	Glycerol	—	20, 112, 179
6,7-Dimethyl-	3,4-Dimethyl-	Glycerol	67	20, 245
6,8-Dimethyl-	2,4-Dimethyl-	Glycerol	70	20, 261, 262
7,8-Dimethyl-	2,3-Dimethyl-	Glycerol	50	20
6-Nitro-7-ethyl-	4-Nitro-3-ethyl-	Glycerol	43	288
6-Methyl-3-ethyl-	<i>p</i> -Methyl-	$\text{CH}_2=\text{C}(\text{C}_2\text{H}_5)\text{CH}(\text{OCOCH}_3)_2$	32	15
7-Methyl-3-ethyl-	<i>m</i> -Methyl-	$\text{CH}_2=\text{C}(\text{C}_2\text{H}_5)\text{CHO}$	35	15
8-Methyl-6-ethyl-	2-Methyl-4-ethyl-	Glycerol	—	265
6-Methoxyl-4-propyl-	<i>p</i> -Methoxy-	$\text{CH}_3\text{CH}_2\text{CH}_2\text{COCH}_2\text{CH}_2\text{Cl}$	20	285
8-Methyl-5-isopropyl-	2-Methyl-5-isopropyl-	Glycerol	27	257, 276
6-Methoxy-8-isoamyl-	4-Methoxy-2-isoamyl-	Glycerol	—	268
8-Nitro-2-phenyl-	<i>o</i> -Nitro-	$\text{C}_6\text{H}_5\text{CH}=\text{CHCHO}$	15	19
8-Nitro-4-phenyl-	<i>o</i> -Nitro-	$\text{C}_6\text{H}_5\text{COCH}_2\text{CH}_2\text{Cl}$	45	282
8-Nitro-5-phenyl-	2-Nitro-5-phenyl- <i>N</i> -acetyl-	Glycerol	50	282
8-Nitro-6-phenyl-	2-Nitro-4-phenyl- <i>N</i> -acetyl-	Glycerol	40	282
8-Hydroxy-5-phenyl-	2-Hydroxy-5-phenyl-	Glycerol	95	125
8-Hydroxy-7-phenyl-	2-Hydroxy-3-phenyl-	Glycerol	61	125
2-Carboxy-4-phenyl-	Aniline	$\text{C}_6\text{H}_5\text{COCH}=\text{CHCO}_2\text{H}$	15-20	212
8-Hydroxy-5-benzyl-	2-Hydroxy-5-benzyl-	Glycerol	86	124
8-Nitro-6- α -pyridyl-	2-Nitro-4- α -pyridyl-	Glycerol	32	133
8-Hydroxy-5- α -pyridyl-	2-Hydroxy-5- α -pyridyl-	Glycerol	40	90
6-Methoxy-5- α -pyridyl-	4-Methoxy-3- α -pyridyl-	Glycerol	—	90
6-Methoxy-7- α -pyridyl-	4-Methoxy-3- α -pyridyl-	Glycerol	—	90
6-Methoxy-8- α -pyridyl-	4-Methoxy-2- α -pyridyl-	Glycerol	—	90
6-Methoxy-8- β -pyridyl-	4-Methoxy-2- β -pyridyl-	Glycerol	—	90

Note: References 116-322 are listed on pp. 94-98. Where one reference is italicized, the yield reported is taken from that reference.

TABLE I—Continued

QUINOLINES

Quinoline	Reactants		Yield %	References
	Aniline	Second Component		
<i>B. Disubstituted Quinolines—Continued</i>				
6-Methoxy-8- γ -pyridyl-	4-Methoxy-2- γ -pyridyl-	Glycerol	—	90
8-Methoxy-5- α -pyridyl-	2-Methoxy-5- α -pyridyl-	Glycerol	65	90
5- <i>t</i> -Butyl-8-pyridyl- †	5- <i>t</i> -Butyl-2-pyridyl-	Glycerol	—	90
5,8-Dipyridyl- †	2,5-Dipyridyl-	Glycerol	60	133
6,8-Dipyridyl- †	2,4-Dipyridyl-	Glycerol	40	133
<i>C. Trisubstituted Quinolines</i>				
5,6,7-Trichloro-	3,4,5-Trichloro-	Glycerol	—	38
5,6,8-Trichloro-	2,4,5-Trichloro-	Glycerol	—	38
6,8-Dichloro-5-nitro-	2,4-Dichloro-5-nitro-	Glycerol	50	269
5,7-Dichloro-8-hydroxy-	3,5-Dichloro-2-hydroxy-	Glycerol	35	218
3-Bromo-6-chloro-8-nitro-	2-Nitro-4-chloro-	BrCH ₂ CBr ₂ CHO	—	321
3,6-Dibromo-8-nitro-	2-Nitro-4-bromo-	CH ₂ =CBrCH(OCOCH ₃) ₂	38	316
5,6-Dibromo-8-nitro-	2-Nitro-4,5-dibromo-	Glycerol	29	316
5-Fluoro-8-nitro-6-methoxy-	5-Fluoro-2-nitro-4-methoxy-	Glycerol	5	13
3-Chloro-8-nitro-6-methoxy-	2-Nitro-4-methoxy-	CH ₂ =CClCHO	25	8
3-Bromo-8-nitro-6-methoxy-	2-Nitro-4-methoxy-	BrCH ₂ CBr ₂ CHO	73	321
5-Chloro-8-nitro-6-methoxy-	5-Chloro-2-nitro-4-methoxy-	Glycerol	—	146, 160
5-Bromo-8-nitro-6-methoxy-	5-Bromo-2-nitro-4-methoxy-	Glycerol	45	115, 250
6-Chloro-5-nitro-8-methyl-	4-Chloro-2-methyl-5-nitro-	Glycerol	9	161
6-Bromo-5-nitro-8-methyl-	4-Bromo-2-methyl-5-nitro-	Glycerol	20	161
8-Bromo-5-nitro-6-methyl-	2-Bromo-4-methyl-5-nitro-	Glycerol	7	309
8-Nitro-5-hydroxy- 6-methoxy-	2-Nitro-5-fluoro-4-methoxy-	Glycerol	54	13

5-Bromo-6,7-dimethoxy-	5-Bromo-3,4-dimethoxy-	Glycerol	15	75
8-Nitro-5,6-dimethoxy-	2-Nitro-4,5-dimethoxy-	Glycerol	40	6, 13, 251
8-Nitro-5,6-methylenedioxy-	2-Nitro-4,5-methylenedioxy-	Acrolein	50	318
8-Nitro-5,6-ethylenedioxy-	2-Nitro-4,5-ethylenedioxy-	Acrolein	53	318
6,7,8-Trimethoxy-	2,3,4-Trimethoxy-	Glycerol	—	144, 307
5-Bromo-6-methoxy-	5-Bromo-4-methoxy-	Glycerol	—	267
8-methyl-	2-methyl-			
7-Bromo-6-methoxy-	3-Bromo-4-methoxy-	Glycerol	—	267
8-methyl-	2-methyl-			
8-Nitro-6-methoxy-2-methyl-	2-Nitro-4-methoxy-	$\text{CH}_3\text{CH}=\text{CHCHO}$	36	252
8-Nitro-6-methoxy-4-methyl-	2-Nitro-4-methoxy-	$\text{CH}_3\text{OCH}_2\text{CH}_2\text{C}(\text{OCH}_3)_2\text{CH}_3$	60	26, 27
8-Nitro-6-methoxy-5-methyl-	2-Nitro-4-methoxy-	Glycerol	57	254
	5-methyl-			
7-Amino-8-methyl—5-sulfonic acid	3-Amino-2-methyl—5-sulfonic acid	Glycerol	—	143
7-Amino-5-carboxy-	3-Amino-5-carboxy-	Glycerol	—	143
8-methyl-	2-methyl-			
5-Nitro-6,8-dimethyl-	5-Nitro-2,4-dimethyl-	Glycerol	—	280
6-Nitro-5,8-dimethyl-	4-Nitro-2,5-dimethyl-	Glycerol	50	50
6-Nitro-7,8-dimethyl-	4-Nitro-2,3-dimethyl-	Glycerol	50	298
7-Nitro-5-isopropyl-	3-Nitro-2-methyl-	Glycerol	—	319
8-methyl-	5-isopropyl-			
8-Nitro-3,4-dimethyl-	<i>o</i> -Nitro-	$\text{CH}_3\text{COCH}(\text{CH}_3)\text{CH}_2\text{OH}$	30	271
8-Nitro-3,5-dimethyl-	2-Nitro-5-methyl-	$\text{CH}_2=\text{C}(\text{CH}_3)\text{CH}(\text{OCOCH}_3)_2$	28	20, 317
8-Nitro-3,6-dimethyl-	2-Nitro-4-methyl-	$\text{CH}_2=\text{C}(\text{CH}_3)\text{CH}(\text{OCOCH}_3)_2$	34	317
8-Nitro-4,5-dimethyl-	2-Nitro-5-methyl-	$\text{CH}_3\text{COCH}_2\text{CH}_2\text{OH}$	9	20, 317
8-Nitro-4,6-dimethyl-	2-Nitro-4-methyl-	$\text{CH}_3\text{COCH}=\text{CH}_2$	36	317

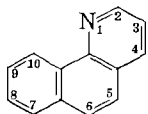
Note: References 116–322 are listed on pp. 94–98. Where one reference is italicized, the yield reported is taken from that reference.

† The point of attachment to the pyridine ring was not reported.

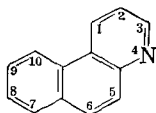
TABLE I—Continued

Quinoline	Reactants		Yield %	References
	Aniline	Second Component		
<i>C. Trisubstituted Quinolines—Continued</i>				
8-Nitro-5,6-dimethyl-	2-Nitro-4,5-dimethyl-	Glycerol	63	20, 315
6-Methoxy-5,7-dimethyl-	4-Methoxy-3,5-dimethyl-	Glycerol	28	122
6-Amino-5,8-dimethyl-	4-Amino-2,5-dimethyl-	Glycerol	—	140
5,8-Dimethyl—6-sulfonic acid	2,5-Dimethyl—4-sulfonic acid	Glycerol	—	141
5,8-Dimethyl—7-sulfonic acid	2,5-Dimethyl—3-sulfonic acid	Glycerol	—	141, 142
3,4,7-Trimethyl-	<i>m</i> -Methyl-	CH ₃ COCH(CH ₃)CH ₂ OH	27	20
5,6,8-Trimethyl-	2,4,5-Trimethyl-	Glycerol	Good	138, 139
6-Nitro-7-methyl-4-ethyl-	4-Nitro-3-methyl-	CH ₃ CH ₂ COCH ₂ CH ₂ Cl	18	298
6-Nitro-8-methyl-4-ethyl-	4-Nitro-2-methyl-	CH ₃ CH ₂ COCH ₂ CH ₂ Cl	39	298
8-Nitro-6-methoxy-2-phenyl-	2-Nitro-4-methoxy-	C ₆ H ₅ CH=CHCHO	8	19
8-Nitro-6-methoxy-4-phenyl-	2-Nitro-4-methoxy-	C ₆ H ₅ COCH ₂ CH ₂ Cl	30	312
8-Nitro-6-methoxy-5-phenyl-	2-Nitro-4-methoxy- 5-phenyl-	Glycerol	37	243
8-Nitro-4,6-diphenyl-	2-Nitro-4-phenyl-	C ₆ H ₅ COCH ₂ CH ₂ Cl	50	282
<i>D. Tetrasubstituted Quinolines</i>				
8-Nitro-3,5,6-tribromo-	2-Nitro-4,5-dibromo- N-acetyl-	CH ₂ =C(Br)CH(OCOCH ₃) ₂	24	316
8-Nitro-3,4,6-trimethyl-	2-Nitro-4-methyl-	CH ₃ COCH(CH ₃)CH ₂ OH	17	271
8-Nitro-3,5,6-trimethyl-	2-Nitro-4,5-dimethyl-	CH ₂ =C(CH ₃)CH(OCOCH ₃) ₂	65	315

Note: References 116–322 are listed on pp. 94–98. Where one reference is italicized, the yield reported is taken from that reference.

TABLE II
 BENZOQUINOLINES
A. *Benzo(h)quinolines*Benzo(*h*)quinoline

	Reactants		Yield %	References
	1-Naphthylamine	Second Component		
Benzo(<i>h</i>)quinoline	1-Naphthylamine	Glycerol	25	35, 36, 39, 40
7,8,9,10-Tetrahydro-	5,6,7,8-Tetrahydro-	Glycerol	—	149
6-Hydroxy-7,8,9,10-tetrahydro-	4-Hydroxy-5,6,7,8-tetrahydro-	Glycerol	25-30	260
—7-sulfonic acid	—5-sulfonic acid	Glycerol	—	37, 38
—10-sulfonic acid	—8-sulfonic acid	Glycerol	60	41
6-Methyl-	4-Methyl-	Glycerol	—	230
3-Ethyl-	1-Naphthylamine	$\begin{array}{c} \text{OH} \\ \\ \text{C}_2\text{H}_5\text{OCH}_2\text{CCH}_2\text{OC}_2\text{H}_5 \\ \\ \text{C}_2\text{H}_5 \end{array}$	12	22
6,7-Ace-	4,5-Ace-	Glycerol	35	58

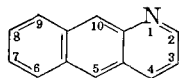
B. *Benzo(f)quinolines*

	Reactants		Yield %	References
	2-Naphthylamine	Second Component		
Benzo(<i>f</i>)quinoline	2-Naphthylamine	Glycerol	81	36, 42, 43, 44, 45, 46, 47, 48, 49, 216
7,8,9,10-Tetrahydro-	5,6,7,8-Tetrahydro-	Glycerol	19	53
10-Chloro-	1,8-Dichloro-	Glycerol	15	283
10-Bromo-	1-Chloro-8-bromo-	Glycerol	38	52
8-Nitro-	6-Nitro-	Glycerol	34	46
10-Nitro-	8-Nitro-	Glycerol	34	46
—8-sulfonic acid	—6-sulfonic acid	Glycerol	—	38
—10-sulfonic acid	—8-sulfonic acid	Glycerol	—	159
5-Carboxy-	3-Carboxy-	Glycerol	39	242
6-Carboxy-	4-Carboxy-	Glycerol	—	157
1-Methyl-	2-Naphthylamine	$\text{CH}_3\text{OCH}_2\text{CH}_2\text{C}(\text{OCH}_3)_2\text{CH}_3$	58	24, 215
3-Methyl-	2-Naphthylamine	$\text{CH}_3\text{CH}=\text{CHCHO}$	—	244
10-Hydroxy—8-sulfonic acid	8-Hydroxy—6-sulfonic acid	Glycerol	—	38, 162

Note: References 116-322 are listed on pp. 94-98. Where one reference is italicized, the yield reported is taken from that reference.

TABLE II—*Continued*

BENZOQUINOLINES

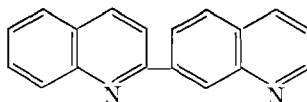
C. Benzo(p)quinolines

	Reactants		Yield %	References
	2-Naphthylamine	Second Component		
6,7,8,9-Tetrahydro-	5,6,7,8-Tetrahydro-	Glycerol	36	53
10-Chloro-	1-Chloro-	Glycerol	34	51, 52
10-Methyl-	1-Methyl-	Glycerol	25	50
6,10-Dichloro-	1,5-Dichloro-	Glycerol	—	283
5,10-Dichloro-	1,4-Dichloro-	Glycerol	—	283
10-Chloro-6-bromo-	1-Chloro-5-bromo-	Glycerol	—	52
10-Chloro-6-nitro-	1-Chloro-5-nitro-	Glycerol	—	51
10-Chloro-7-nitro-	1-Chloro-6-nitro-	Glycerol	4	<i>51, 52</i>
10-Chloro-9-nitro-	1-Chloro-8-nitro-	Glycerol	12	51
5,10-Diphenyl-	1,4-Diphenyl-	Glycerol	40-50	233
9-Hydroxy-7-sul- fonic acid	8-Hydroxy-6-sul- fonic acid	Glycerol	—	162

Note: References 116-322 are listed on pp. 94-98 Where one reference is italicized, the yield reported is taken from that reference.

TABLE III
 BIQUINOLYLS

Biquinolyls are numbered to show the carbon atoms through which the two quinoline nuclei are joined; e.g., 2,7'-biquinolyl is



Biquinolyl	Reactants		Yield %	References
	Amine	Second Component		
2,5'-	2- <i>m</i> -Aminophenyl-quinoline	Glycerol	21	189
2,7'-	2- <i>m</i> -Aminophenyl-quinoline	Glycerol	30	189, 225
4,6'-	4- <i>p</i> -Aminophenyl-quinoline	Glycerol	—	188
4,7'-	4- <i>m</i> -Aminophenyl-quinoline	Glycerol	—	188
6,6'-	4,4'-Diaminobiphenyl	Glycerol	80	83, 84, 85, 198
6,8'-	2,4'-Diaminobiphenyl	Glycerol	50	199
8,8'-	2,2'-Diaminobiphenyl	Glycerol	65	200
6-Methoxy-2,5'-	2- <i>m</i> -Aminophenyl-6-methoxyquinoline	Glycerol	21	191
6-Methoxy-2,7'-	2- <i>m</i> -Aminophenyl-6-methoxyquinoline	Glycerol	32	191
2'-(<i>p</i> -Nitrophenyl)-2,6'-	2- <i>p</i> -Aminophenyl-quinoline	<i>p</i> -NO ₂ C ₆ H ₄ CH=CHCHO	6	301
4-Methyl-2,6'-	2- <i>p</i> -Aminophenyl-4-methylquinoline	Glycerol	—	86
8,8'-Dihydroxy-5,5'-	3,3'-Diamino-4,4'-dihydroxybiphenyl	Glycerol	35	206
5,5'-Dicarboxy-8,8'-	2,2'-Diamino-4,4'-dicarboxybiphenyl	Glycerol	79	205
2,2'-Dimethyl-6,6'-	4,4'-Diaminobiphenyl	Crotonaldehyde	—	244
5,5'-Dimethyl-8,8'-	2,2'-Diamino-4,4'-dimethylbiphenyl	Glycerol	60	200

Note: References 116-322 are listed on pp. 94-98. Where one reference is italicized, the yield reported is taken from that reference.

TABLE IV

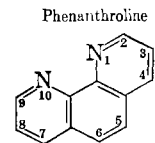
COMPOUNDS CONTAINING TWO OR THREE QUINOLINE NUCLEI SEPARATED
BY ONE OR TWO CARBON ATOMS

Product	Reactants	Yield %	Refer- ences
6,6'-Diquinolylmethane	4,4'-Diaminodiphenylmethane + glycerol	19	202
6,6'-Diquinolyl ketone	4,4'-Diaminodiphenyl ketone + glycerol	—	203
Tri-(6-quinolyl)methane	Pararosaniline + glycerol	—	203
<i>sym</i> -6,6'-Diquinolyl- ethane	<i>sym</i> -4,4'-Diaminodiphenylethane + glycerol	—	204
<i>sym</i> -2,6'-Diquinolyl- ethylene	1-(<i>p</i> -Aminophenyl)-2-(2-quinolyl)ethylene + glycerol	—	192

Note: References 116-322 are listed on pp. 94-98. Where one reference is italicized, the yield reported is taken from that reference.

TABLE V
 PHENANTHROLINES

A. 1,10-Phenanthrolines



	Reactants		Yield %	Refer- ences
	Amine	Second Component		
1,10-Phenanthroline	<i>o</i> -Phenylenediamine	Glycerol	45	76
(5)6-Chloro-1,10-	8-Aminoquinoline	Glycerol	40	71, 78
3-Bromo-1,10-	6-Chloro-8-aminoquinoline	Glycerol	56	79
(5)6-Bromo-1,10-	8-Amino-3-bromoquinoline	Glycerol	20	316
	5-Bromo-8-aminoquinoline	Glycerol	40	76
	6-Bromo-8-aminoquinoline	Glycerol	46	79
(5)6-Nitro-1,10-	5-Nitro-8-aminoquinoline	Glycerol	—	76
2-Methyl-1,10-	2-Methyl-8-aminoquinoline	Glycerol	—	183
3-Methyl-1,10-	8-Aminoquinoline	CH ₂ =C(CH ₃)CH(OCOCH ₃) ₂	6	315
4-Methyl-1,10-	8-Amino-4-methylquinoline	Glycerol	15	315
5(6)-Methyl-1,10-	8-Amino-6-methylquinoline	Glycerol	66	79
4-Phenyl-1,10-	8-Aminoquinoline	C ₆ H ₅ COCH ₂ CH ₂ Cl	15	282
	4-Phenyl-8-aminoquinoline	Glycerol	Foot	282
5(6)-Phenyl-1,10-	6-Phenyl-8-aminoquinoline	Glycerol	20	282
3,5-Dibromo-1,10-	8-Amino-6-bromoquinoline	CH ₂ =C(Br)CH(OCOCH ₃) ₂	1.4	316
3,6-Dibromo-1,10-	8-Amino-3,6-dibromoquinoline	Glycerol	28	316
3,8-Dibromo-1,10-	8-Amino-3-bromoquinoline	CH ₂ =C(Br)CH(OCOCH ₃) ₂	5	316
5,6-Dibromo-1,10-	8-Amino-5,6-dibromoquinoline	Glycerol	14	316
7-Chloro-3-methyl-1,10-	8-Amino-4-chloroquinoline	CH ₂ =C(CH ₃)CH(OCOCH ₃) ₂	3	315
2-Hydroxy-4-methyl-1,10-	8-Amino-2-hydroxy-4-methylquinoline	Glycerol	20-30	80
2,9-Dimethyl-1,10-	8-Aminoquinoline	Crotonaldehyde diacetate	7	315
3,4-Dimethyl-1,10-	3,4-Dimethyl-8-aminoquinoline	Glycerol	22	271
3,5-Dimethyl-1,10-	8-Amino-6-methylquinoline	CH ₂ =C(CH ₃)- CH(OCOCH ₃) ₂	4	317
3,6-Dimethyl-1,10-	8-Amino-3,6-dimethylquinoline	Glycerol	3	317
3,7-Dimethyl-1,10-	8-Amino-4-methylquinoline	CH ₂ =C(CH ₃)CH(OCOCH ₃) ₂	2	315
3,8-Dimethyl-1,10-	8-Amino-3-methylquinoline	CH ₂ =C(CH ₃)CH(OCOCH ₃) ₂	9	315
4,5-Dimethyl-1,10-	8-Amino-4,5-dimethylquinoline	Glycerol	24	317
4,6-Dimethyl-1,10-	8-Amino-4,6-dimethylquinoline	Glycerol	11	317
4,7-Dimethyl-1,10-	8-Amino-4-methylquinoline	CH ₃ OCH ₂ CH ₂ C(OCH ₃) ₂ CH ₃	7	315
5,6-Dimethyl-1,10-	8-Amino-5,6-dimethylquinoline	Glycerol	9	315
4,6-Diphenyl-1,10-	4,6-Diphenyl-8-aminoquinoline	Glycerol	10	282
4,7-Diphenyl-1,10-	4-Phenyl-8-aminoquinoline	C ₆ H ₅ COCH ₂ CH ₂ Cl	40	282
3,4,6-Trimethyl-1,10-	3,4,6-Trimethyl-8-aminoquinoline	Glycerol	19	271
3,4,7-Trimethyl-1,10-	3,4-Dimethyl-8-aminoquinoline	CH ₃ COCH=CH ₂	31	271
3,4,8-Trimethyl-1,10-	3,4-Dimethyl-8-aminoquinoline	CH ₂ =C(CH ₃)CH(OCOCH ₃) ₂	9	271
3,5,6-Tribromo-1,10-	8-Amino-3,5,6-tribromoquinoline	Glycerol	27	316
3,5,6-Trimethyl-1,10-	8-Amino-5,6-dimethylquinoline	CH ₂ =C(CH ₃)CH(OCOCH ₃) ₂	9	315
3,5,7-Trimethyl-1,10-	8-Amino-4,6-dimethylquinoline	CH ₂ =C(CH ₃)CH(OCOCH ₃) ₂	15	317
3,5,8-Trimethyl-1,10-	8-Amino-3,5-dimethylquinoline	CH ₂ =C(CH ₃)CH(OCOCH ₃) ₂	9	317
3,8,7-Trimethyl-1,10-	8-Amino-4,5-dimethylquinoline	CH ₂ =C(CH ₃)CH(OCOCH ₃) ₂	2	317
4,5,7-Trimethyl-1,10-	8-Amino-4,6-dimethylquinoline	CH ₃ COCH=CH ₂	1	317
3,5,6,8-Tetrabromo-1,10-	8-Amino-3,5,6-tribromoquinoline	CH ₂ =C(Br)CH(OCOCH ₃) ₂	4	316
3,4,6,7-Tetramethyl-1,10-	3,4,6-Trimethyl-8-aminoquinoline	CH ₃ COCH=CH ₂	5	271
3,4,6,8-Tetramethyl-1,10-	3,4,6-Trimethyl-8-aminoquinoline	CH ₂ =C(CH ₃)CH(OCOCH ₃) ₂	9	271
3,4,7,8-Tetramethyl-1,10-	3,4-Dimethyl-8-aminoquinoline	CH ₃ COCH(CH ₃)CH ₂ OH	20	271
3,5,6,8-Tetramethyl-1,10-	8-Amino-3,5,6-trimethylquinoline	CH ₂ =C(CH ₃)CH(OCOCH ₃) ₂	22	315

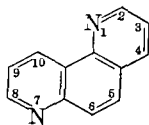
Note: References 116-322 are listed on pp. 94-98. Where one reference is italicized, the yield reported is taken from that reference.

TABLE V—Continued

PHENANTHROLINES

B. 1,7-Phenanthrolines

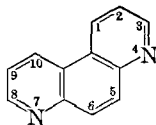
Phenanthroline



	Reactants		Yield %	References
	Amine	Second Component		
1,7-Phenanthroline	<i>m</i> -Phenylenediamine	Glycerol	50	36, 43, 70, 71, 72, 183
6-Bromo-1,7-	4-Bromo- <i>m</i> -phenylenediamine	Glycerol	30	131
5-Nitro-1,7-	5-Nitro- <i>m</i> -phenylenediamine	Glycerol	44	222
2-Hydroxy-1,7-	2-Hydroxy-7-aminoquinoline	Glycerol	50	185
6-Hydroxy-1,7-	5-Amino-8-hydroxyquinoline	Glycerol	40	131
	2,4-Dinitrophenol	Glycerol	10	255
8-Hydroxy-1,7-	2-Hydroxy-5-aminoquinoline	Glycerol	62	185
10-Hydroxy-1,7-	4-Hydroxy-5-aminoquinoline	Glycerol	60	240
2-Methyl-1,7-(together with the linear isomer 2-methyl-1,9-anthrazoline)	2-Methyl-7-aminoquinoline	Glycerol	—	183
6-Methyl-1,7-	8-Methyl-5-aminoquinoline	Glycerol	—	280
2-Hydroxy-4-methyl-1,7-	2-Hydroxy-4-methyl-7-aminoquinoline	Glycerol	60	185
10-Hydroxy-8-methyl-1,7-	4-Hydroxy-2-methyl-5-aminoquinoline	Glycerol	60	185

C. 4,7-Phenanthrolines

Phenanthroline



	Reactants		Yield %	References
	Amine	Second Component		
4,7-Phenanthroline	<i>p</i> -Phenylenediamine	Glycerol	60	36, 70, 71, 72
	<i>p</i> -Nitroaniline	Glycerol	46	73
	6-Aminoquinoline	Glycerol	100	50, 73, 180
1,2,3,4-Tetrahydro-4,7- or the linear isomer 1,2,3,4-tetrahydro-1,6-anthrazoline	1,2,3,4-Tetrahydro-6-aminoquinoline	Glycerol	—	217
6-Bromo-4,7-	8-Bromo-6-aminoquinoline	Glycerol	60	131
1-Hydroxy-4,7-	4-Hydroxy-6-aminoquinoline	Glycerol	Good	186
3-Hydroxy-4,7-	2-Hydroxy-6-aminoquinoline	Glycerol	Quant.	74
1-Hydroxy-3-methyl-4,7-	4-Hydroxy-2-methyl-6-aminoquinoline	Glycerol	88	186
3-Hydroxy-1-methyl-4,7-	2-Hydroxy-4-methyl-6-aminoquinoline	Glycerol	88	50, 186
3-Keto-4-methyl-4,7-	2-Keto-1-methyl-6-aminoquinoline	Glycerol	55	74
1,3-Dimethyl-4,7-	2,4-Dimethyl-6-aminoquinoline	Glycerol	—	143
3,8-Dimethyl-4,7-	<i>p</i> -Phenylenediamine	CH ₃ CH=CHCHO	—	244
5,6-Benzo-4,7-	1,4-Diaminonaphthalene	Glycerol	—	143

D. Other Phenanthrolines

1,8-Phenanthroline	5-Aminoisoquinoline	Glycerol	5	75
5-Methyl-1,6-phenanthroline	2-Methyl-4-aminoquinoline	Glycerol	6	81, 82
5-Methyl-1,6-anthrazoline	5-Methyl-6-acetylaminquinoline	Glycerol	—	50
2-Hydroxy-4,5,10-trimethyl-1,6-anthrazoline	2-Hydroxy-4,5,8-trimethyl-6-aminoquinoline	Glycerol	—	50

Note: References 116-322 are listed on pp. 94-98. Where one reference is italicized, the yield reported is taken from that reference.

TABLE VI
 MISCELLANEOUS QUINOLINES

Product	Reactants		Yield %	References
	Amine	Second Component		
5,6-Trimethylenequinoline	3,4-Trimethyleneaniline	Glycerol	6	94
6,7-Trimethylenequinoline	3,4-Trimethyleneaniline	Glycerol	54	94
7,8-Trimethylenequinoline	2,3-Trimethyleneaniline	Glycerol	60	147
7,12-Diketonnaphtho(2,3- <i>h</i>)quinoline	1-Amino-9,10-diketooanthracene	Glycerol	—	43, 60, 61
5,6-Dihydroxy-7,12-diketonnaphtho(2,3- <i>h</i>)quinoline	1-Amino-3,4-dihydroxy-9,10-diketooanthracene	Glycerol	—	43
8-Amino-9-methyl-7,12-diketonnaphtho(2,3- <i>h</i>)quinoline	1,5-Diamino-2-methyl-9,10-diketooanthracene	Glycerol	97	63
10-Methyl-11-amino-7,12-diketonnaphtho(3,2- <i>h</i>)quinoline	1,8-Diamino-2-methyl-9,10-diketooanthracene	Glycerol	—	63
Naphtho(2,3- <i>f</i>)quinoline	2-Aminoanthracene	Glycerol	—	64, 164
7,12-Diketonnaphtho(2,3- <i>f</i>)quinoline	2-Amino-9,10-diketooanthracene	Glycerol	—	62
3-Methyl-7,12-diketonnaphtho(2,3- <i>f</i>)quinoline	2-Amino-9,10-diketooanthracene	Paraldehyde	—	60
5,6-Dihydroxy-7,12-diketonnaphtho(2,3- <i>f</i>)quinoline	2-Amino-3,4-dihydroxy-9,10-diketooanthracene	Glycerol	—	43, 59, 64
6,7-Benz-12-ketonnaphtho(2,3- <i>f</i>)quinoline	2-Amino-9,10-diketooanthracene	Glycerol	—	171
Naphtho(1,2- <i>h</i>)quinoline	1-Aminophenanthrene	Glycerol	—	55
Naphtho(2,1- <i>f</i>)quinoline	2-Aminophenanthrene	Glycerol	90	56
5,6-Dihydronaphtho(1,2- <i>g</i>)quinoline	2-Amino-9,10-dihydrophenanthrene	Glycerol	50	56
Naphtho(1,2- <i>f</i>)quinoline	3-Aminophenanthrene	Glycerol	45	56
Naphtho(2,1- <i>h</i>)quinoline	4-Aminophenanthrene	Glycerol	20	55
Dibenzo(<i>f,h</i>)quinoline	9-Aminophenanthrene	Glycerol	60	54
Pyrenoline	3-Aminopyrene	Glycerol	—	57
11-Indeno(2,1- <i>f</i>)quinoline	2-Aminofluorene	Glycerol	—	65
1,5-Naphthyridine	3-Aminopyridine	Glycerol	28	66, 274, 313
2-Hydroxy-1,5-naphthyridine	3-Amino-6-hydroxypyridine	Glycerol	15	66, 314
Thieno(2,3- <i>b</i>)pyridine	2-Aminothiophene	Glycerol	5	67
2-Keto-1,2-dihydro-1-oxa-8-azaphenanthrene	6-Aminocoumarin	Glycerol	57	68, 300
9-Methyl-2-keto-1,2-dihydro-1-oxa-8-azaphenanthrene	6-Nitro-7-methylcoumarin	Glycerol	35	68
4,9-Dimethyl-2-keto-1,2-dihydro-1-oxa-8-azaphenanthrene	6-Nitro-4,7-dimethylcoumarin	Glycerol	20	68
9,10-Benz-2-keto-1,2-dihydro-1-oxa-8-azaphenanthrene	6-Nitro-1,2- α -naphthapyrone	Glycerol	30	68
4-Methyl-9,10-benz-2-keto-1,2-dihydro-1-oxa-8-azaphenanthrene	6-Nitro-4-methyl-1,2- α -naphthapyrone	Glycerol	50	68
Benzofuro(2,3- <i>f</i>)quinoline	3-Aminodibenzofuran	Glycerol	28	95, 96, 97
Benzofuro(3,2- <i>p</i>)quinoline	3-Aminodibenzofuran	Glycerol	32	95, 96, 97
5-Nitrobenzofuro(2,3- <i>f</i>)quinoline	3-Amino-2-nitrodibenzofuran	Glycerol	24	97
Benzofuro(3,2- <i>f</i>)quinoline	2-Aminodibenzofuran	Glycerol	—	96
Benzofuro(2,3- <i>p</i>)quinoline	2-Aminodibenzofuran	Glycerol	—	96
5-Benzenesulfonamidobenzofuro(3,2- <i>f</i>)quinoline	2-Amino-3-benzenesulfonamidodibenzofuran	Glycerol	45	97
12-Xanthono(2,1- <i>b</i>)pyridine	2-Aminoanthone	Glycerol	—	69
10-Nitro-12-xanthono(2,1- <i>b</i>)pyridine	2,7-Dinitroanthone	Glycerol	—	69
Pyridino(2',3',4,5)benzothiazole	4-Aminobenzothiazole	Glycerol	30	305
Pyridino(2',3',6,7)benzothiazole	6-Aminobenzothiazole	Glycerol	50	304
2-Methylpyridino(3',2',4,5)benzothiazole	5-Amino-2-methylbenzothiazole	Glycerol	—	302

Note: References 116-322 are listed on pp. 94-98. Where one reference is italicized, the yield reported is taken from that reference.

TABLE VI—*Continued*
 MISCELLANEOUS QUINOLINES

Product	Reactants		Yield %	References
	Amine	Second Component		
3-Phenyl-3-triazolobenzo(<i>f</i>)quinoline	1-Phenyl-5-amino-1-benzotriazole	Glycerol	—	322
2-Phenyl-2-triazolobenzo(<i>f</i>)quinoline	2-Phenyl-5-amino-2-benzotriazole	Glycerol	—	322
2- <i>p</i> -Tolyl-2-triazolobenzo(<i>f</i>)quinoline	2- <i>p</i> -Tolyl-5-nitro-2-benzotriazole	Glycerol	—	137
<i>or</i>				
2- <i>p</i> -Tolyl-2-triazolobenzo(<i>g</i>)quinoline				
Pyridino(3',2',4,5)-benzothiadiazole	5-Aminobenzothiadiazole	Glycerol	—	303
3-Phenyl-3-imidazo(<i>f</i>)quinoline	1-Phenyl-5-aminobenzimidazole	Glycerol	—	322
2-Phenyl-3-imidazo(<i>f</i>)quinoline	2-Phenyl-5-aminobenzimidazole	Glycerol	35	322
3- <i>p</i> -Tolyl-3-imidazo(<i>f</i>)quinoline	1- <i>p</i> -Tolyl-5-aminobenzimidazole	Glycerol	—	322
1-Phenyl-4-chloro-1-imidazo(<i>g</i>)quinoline	1-Phenyl-4-chloro-5-aminobenzimidazole	Glycerol	—	322
1- <i>p</i> -Tolyl-4-chloro-1-imidazo(<i>g</i>)quinoline	1- <i>p</i> -Tolyl-4-chloro-5-aminobenzimidazole	Glycerol	—	322
2-Phenyl-4-bromo-1-imidazo(<i>g</i>)quinoline	2-Phenyl-4-bromo-5-aminobenzimidazole	Glycerol	—	322
1-Pyrazolo(3,4- <i>f</i>)quinoline	6-Aminoindazole	Glycerol	30	322
9-Chloro-1-pyrazolo(4,3- <i>g</i>)quinoline	6-Amino-7-chloroindazole	Glycerol	—	322
Quinolono(8,7- <i>h</i>)quinoline	1,5-Diaminonaphthalene	Glycerol	—	194
9,10-Diketodipyridoanthracene	1,5-Diamino-9,10-anthraquinone	Glycerol	—	61
9,10-Diketodipyridoanthracene	2,6-Diamino-9,10-anthraquinone	Glycerol	—	62
9,10-Diketodipyridoanthracene	2,7-Diamino-9,10-anthraquinone	Glycerol	—	62
Dimethyldipyridoacidine	3,6-Diaminoacidine	CH ₃ CH=CHCHO	—	244
Dipyrido(2,3- <i>f,h</i>)quinoline	1,3,5-Triaminobenzene	Glycerol	—	210
Di-6-quinolyl oxide	4,4'-Diaminodiphenyl oxide	Glycerol	—	310

Note: References 116-322 are listed on pp. 94-98. Where one reference is italicized, the yield reported is taken from that reference.

REFERENCES TO TABLES I-VI

- 116 Rohrmann and Shonle, *J. Am. Chem. Soc.*, **66**, 1643 (1944).
 117 Magidson and Strukov, *Arch. Pharm.*, **271**, 359 (1933).
 118 Farbenfabriken vorm F. Bayer & Co., Brit. pat. 267,457 [*C. A.*, **22**, 1216 (1928)].
 119 Strukov, *Org. Chem. Ind. (U.S.S.R.)*, **4**, 523 (1937) [*C. A.*, **32**, 4987 (1938)].
 120 Yanko, Mosher, and Whitmore, *J. Am. Chem. Soc.*, **67**, 664 (1945).
 121 v. Braun and Kühlein, *Ber.*, **56**, 1351 (1923).
 122 Baldwin and Robinson, *J. Chem. Soc.*, **1934**, 1264.
 123 Matejka and Robinson, *J. Chem. Soc.*, **1934**, 1322.
 124 McMaster and Bruner, *J. Am. Chem. Soc.*, **57**, 1697 (1935).
 125 Vorozhtsov and Troschenko, *J. Gen. Chem. (U.S.S.R.)*, **8**, 431 (1938) [*C. A.*, **32**, 7908 (1938)].
 126 v. Niementowski and Sucharda, *Ber.*, **49**, 12 (1916).
 127 Walter, *J. prakt. Chem.*, [2] **49**, 549 (1894).
 128 Metzger, *Ber.*, **17**, 186 (1884).
 129 Claus and Ammelburg, *J. prakt. Chem.*, [2] **51**, 415 (1895).
 130 Claus and Geisler, *J. prakt. Chem.*, [2] **40**, 375 (1889).
 131 Haworth and Sykes, *J. Chem. Soc.*, **1944**, 311.
 132 Riedel de Haën A.G., Brit. pat. 383,920 [*C. A.*, **27**, 4246 (1933)].
 133 Cook, Heilbron, Hey, Lambert, and Spinks, *J. Chem. Soc.*, **1943**, 404.
 134 I. G. Farbenindustrie A.G., Brit. pat. 301,947 [*C. A.*, **23**, 4300 (1929)].
 135 Barr, *J. Am. Chem. Soc.*, **52**, 2422 (1930).
 136 Streitwolf, Fehrlé, and Hampe, Ger. pat. 537,365 [*C. A.*, **26**, 998 (1932)].
 137 Willgerodt and Dauner, *J. prakt. Chem.*, [2] **60**, 72 (1899).

- ¹³⁸ Berend, *Ber.*, **18**, 376 (1885).
¹³⁹ Wikander, *Ber.*, **33**, 646 (1900).
¹⁴⁰ Marckwald, *Ber.*, **23**, 1015 (1890).
¹⁴¹ Nölting and Frühling, *Ber.*, **21**, 3156 (1888).
¹⁴² Nölting and Kohn, *Ber.*, **19**, 137 (1886).
¹⁴³ Marckwald, *Ann.*, **274**, 342, 352 (1893).
¹⁴⁴ Hupe and Schramme, *Z. physiol. Chem.*, **177**, 315 (1928) [*C. A.*, **22**, 4526 (1928)].
¹⁴⁵ Matsumura, *J. Am. Chem. Soc.*, **52**, 3974 (1930).
¹⁴⁶ Fournéau, Tréfouel, Tréfouel, and Benoit, *Ann. inst. Pasteur*, **44**, 719 (1930) [*C. A.*, **26**, 1592 (1932)].
¹⁴⁷ Lindner, Sellner, and Berger, *Monatsh.*, **72**, 330 (1939).
¹⁴⁸ Bamberger and Weitnauer, *Ber.*, **55**, 3376 (1922).
¹⁴⁹ Lindner and Zaunbauer, *Monatsh.*, **72**, 213 (1939).
¹⁵⁰ Kozlov and Golod, *J. Gen. Chem. (U.S.S.R.)*, **6**, 1089 (1936) [*C. A.*, **31**, 1028 (1937)].
¹⁵¹ Bartow and McCollum, *J. Am. Chem. Soc.*, **26**, 700 (1904).
¹⁵² Lellmann and Lippert, *Ber.*, **24**, 2623 (1891).
¹⁵³ Skraup and Brunner, *Monatsh.*, **7**, 139 (1886).
¹⁵⁴ Rodionov and Berkengelfm, *J. Gen. Chem. (U.S.S.R.)*, **14**, 330 (1944) [*C. A.*, **39**, 4076 (1945)].
¹⁵⁵ v. Braun, Gmelin, and Schultheiss, *Ber.*, **56**, 1338 (1923).
¹⁵⁶ Gilman and Blume, *J. Am. Chem. Soc.*, **65**, 2467 (1943).
¹⁵⁷ Jacobs and Gould, *J. Biol. Chem.*, **120**, 141 (1937).
¹⁵⁸ Glenn and Bailey, *J. Am. Chem. Soc.*, **63**, 637, 639 (1941).
¹⁵⁹ Immerheiser, *Ber.*, **22**, 402 (1889).
¹⁶⁰ Tomita, Uyeo, Inoue, Watanabe, Makino, Mori, Kuwabara, and Kitsutaka, *J. Pharm. Soc. Japan*, **71**, 850 (1951) [*C. A.*, **46**, 3054 (1952)].
¹⁶¹ Irving, Greene, Peterson, and Capps, *J. Am. Chem. Soc.*, **72**, 4069 (1950).
¹⁶² Baseler Chemische Fabrik, Ger. pat. 102,157 [*Frdl.*, **5**, 172 (1897-1900)].
¹⁶³ v. Braun, Heider, and Wyczatkowska, *Ber.*, **51**, 1215 (1918).
¹⁶⁴ Graebe, *Ber.*, **17**, 170 (1884).
¹⁶⁵ Skraup, *Monatsh.*, **6**, 760 (1885).
¹⁶⁶ Maschmann, *Ber.*, **59**, 2825 (1926).
¹⁶⁷ Iwamiya, *J. Pharm. Soc. Japan*, **49**, 792 (1929) [*C. A.*, **24**, 119 (1930)].
¹⁶⁸ Grimaux, *Compt. rend.*, **121**, 749 (1895).
¹⁶⁹ Späth and Brunner, *Ber.*, **57**, 1243 (1924).
¹⁷⁰ Lempert and Robinson, *J. Chem. Soc.*, **1934**, 1419.
¹⁷¹ Bally, *Ber.*, **38**, 194 (1905).
¹⁷² Fränkel and Grauer, *Ber.*, **46**, 2551 (1913).
¹⁷³ Freyss and Paira, *Bull. soc. ind. Mulhouse*, **72**, 239 (1902) [*Brit. Chem. Abstracts*, **84**, 198 (1903)].
¹⁷⁴ King and Sherred, *J. Chem. Soc.*, **1942**, 415.
¹⁷⁵ La Coste, *Ber.*, **16**, 669 (1883).
¹⁷⁶ Barbier, *Bull. soc. chim. France*, [4] **27**, 427 (1920).
¹⁷⁷ La Coste, *Ber.*, **15**, 557 (1882).
¹⁷⁸ Fischer and Fränkel, *Ber.*, **19**, 749 (1886).
¹⁷⁹ Lellmann and Alt, *Ann.*, **237**, 307 (1887).
¹⁸⁰ Kaufmann and Radosevic, *Ber.*, **42**, 2612 (1909).
¹⁸¹ Cook, Heilbron, and Steger, *J. Chem. Soc.*, **1943**, 413.
¹⁸² Tortelli, *Gazz. chim. ital.*, **16**, 366 (1887).
¹⁸³ Gerdeissen, *Ber.*, **22**, 244 (1889).
¹⁸⁴ Sveinbjornsson, Bradlow, Oae, and Vanderwerf, *J. Org. Chem.*, **16**, 1450 (1951).
¹⁸⁵ Kermack and Webster, *J. Chem. Soc.*, **1942**, 213.
¹⁸⁶ Kermack and Weatherhead, *J. Chem. Soc.*, **1940**, 1164.
¹⁸⁷ La Coste, *Ber.*, **18**, 2940 (1885).
¹⁸⁸ Koenigs and Nef, *Ber.*, **20**, 622 (1887).
¹⁸⁹ v. Miller and Kinkelin, *Ber.*, **18**, 1900 (1885).

- 190 Claus and Tornier, *Ber.*, **20**, 2872 (1887).
 191 v. Miller and Kinkelid, *Ber.*, **20**, 1919 (1887).
 192 Bulach, *Ber.*, **22**, 285 (1889).
 193 Claus and Vis, *J. prakt. Chem.*, [2] **38**, 387 (1888).
 194 Finger and Spitz, *J. prakt. Chem.*, [2] **79**, 445 (1909).
 195 Claus and Schöller, *J. prakt. Chem.*, [2] **48**, 140 (1893).
 196 Fournneau, Tréfouel, Tréfouel, and Wancolle, *Bull. soc. chim. France*, [4] **47**, 738 (1930).
 197 Claus and Howitz, *J. prakt. Chem.*, [2] **48**, 151 (1893).
 198 Claus and Stegelitz, *Ber.*, **17**, 2380 (1884).
 199 Fischer, *Monatsh.*, **6**, 546 (1885).
 200 v. Niementowski and Seifert, *Ber.*, **38**, 762 (1905).
 201 Kaslow and Hayek, *J. Am. Chem. Soc.*, **73**, 4986 (1951).
 202 Borsche and Kienitz, *Ber.*, **43**, 2333 (1910).
 203 Nöiting and Schwartz, *Ber.*, **24**, 1606 (1891).
 204 Comey, *Ber.*, **23**, 1115 (1890).
 205 v. Jakubowski and v. Niementowski, *Ber.*, **42**, 634 (1909).
 206 Bratz and v. Niementowski, *Ber.*, **52**, 193 (1919).
 207 Doebner and v. Miller, *Ber.*, **14**, 2812 (1881).
 208 Wallach and Wüsten, *Ber.*, **16**, 2007 (1883).
 209 Heou-Feo, *Bull. soc. chim. France*, [5] **2**, 90 (1935).
 210 Pictet and Barbier, *Bull. soc. chim. France*, [3] **13**, 26, 28 (1895).
 211 Dodge, U. S. pat. 2,211,538 [*C. A.*, **35**, 1069 (1941)].
 212 Koenigs and Jaeglé, *Ber.*, **28**, 1046 (1895).
 213 Ukai, *J. Pharm. Soc. Japan*, **548**, 873 (1927) [*C. A.*, **22**, 785 (1928)].
 214 Schlosser and Skranp, *Monatsh.*, **2**, 518 (1881).
 215 Reed, *J. prakt. Chem.*, [2] **32**, 630 (1884); [2] **35**, 298 (1887).
 216 Johnson and Mathews, *J. Am. Chem. Soc.*, **66**, 210 (1944).
 217 Lindner, *Monatsh.*, **42**, 421 (1921).
 218 Ghosh, Banerjee, and Lasker, *J. Indian Chem. Soc.*, **21**, 354 (1944) [*C. A.*, **39**, 2998 (1945)].
 219 Kermack, Muir, and Wight, *J. Chem. Soc.*, **1935**, 1143.
 220 Coates, Cook, Heilbron, Hey, Lambert, and Lewis, *J. Chem. Soc.*, **1943**, 401.
 221 Miklaszewski and v. Niementowski, *Ber.*, **34**, 2971 (1901).
 222 Korczynski and Brydowna, *Bull. soc. chim. France*, [4] **37**, 1483 (1925).
 223 Bogert and Meyer, *J. Am. Chem. Soc.*, **44**, 1572 (1922).
 224 v. Niementowski, *Ber.*, **32**, 1490 (1899).
 225 Ueda, *J. Pharm. Soc. Japan*, **57**, 185 (1937) [*C. A.*, **33**, 608 (1939)].
 226 Isiwara, Jap. pat. 94,165 [*C. A.*, **27**, 2697 (1933)].
 227 Claus and Posselt, *J. prakt. Chem.*, [2] **41**, 32 (1890).
 228 Capps and Hamilton, *J. Am. Chem. Soc.*, **60**, 2104 (1938).
 229 Decker, *J. prakt. Chem.*, [2] **63**, 573 (1901).
 230 Buu-Hoï and Guettier, *Compt. rend.*, **222**, 665 (1946).
 231 Bose, *J. Indian Chem. Soc.*, **22**, 169 (1945) [*C. A.*, **40**, 5437 (1946)].
 232 Giral and Calderón, *Ciencia (Mexico)*, **6**, 17 (1945) [*C. A.*, **40**, 5052 (1946)].
 233 Étienne, *Compt. rend.*, **219**, 397 (1944).
 234 Kochańska and Bobrański, *Ber.*, **69**, 1807 (1936).
 235 Claus and Stiebel, *Ber.*, **20**, 3095 (1887).
 236 Lellmann and Lange, *Ber.*, **20**, 1446 (1887).
 237 Gilman and Lindblad, *J. Am. Chem. Soc.*, **68**, 982 (1946).
 238 Linsker and Evans, *J. Am. Chem. Soc.*, **68**, 874 (1946).
 239 Morgan and Cretcher, *J. Am. Chem. Soc.*, **68**, 781 (1946).
 240 Kermack and Tebrich, *J. Chem. Soc.*, **1945**, 375.
 241 Chelintsev and Zakotin, *J. Gen. Chem. (U.S.S.R.)*, **11**, 729 (1941) [*C. A.*, **36**, 477 (1942)].
 242 Coles and Hamilton, *J. Am. Chem. Soc.*, **68**, 1595 (1946).

- ²⁴³ Snyder and Easton, *J. Am. Chem. Soc.*, **68**, 1549 (1946).
- ²⁴⁴ Kunz, Kochendoerfer, and Köberle, Ger. pat. 567,273 [*C. A.*, **27**, 1362 (1933)].
- ²⁴⁵ Berend, *Ber.*, **17**, 1489 (1884).
- ²⁴⁶ Tomisek, Graham, Griffith, Pease, and Christensen, *J. Am. Chem. Soc.*, **68**, 1587 (1946).
- ²⁴⁷ Gilman, Benkeser, Gainer, Lindblad, Marshall, Massie, Myers, and Tolman, *J. Am. Chem. Soc.*, **68**, 1577 (1946).
- ²⁴⁸ Morgan and Tipson, *J. Am. Chem. Soc.*, **68**, 1569 (1946).
- ²⁴⁹ Lauer, Arnold, Tiffany, and Wilson, *J. Am. Chem. Soc.*, **68**, 1548 (1946).
- ²⁵⁰ Lauer, Rondstvedt, Arnold, Drake, Van Hook, and Tinker, *J. Am. Chem. Soc.*, **68**, 1546 (1946).
- ²⁵¹ Drake, Anspion, Draper, Haywood, Van Hook, Melamed, Peck, Sterling, Walton, and Whiton, *J. Am. Chem. Soc.*, **68**, 1536 (1946).
- ²⁵² Baker, Albisetti, Dodson, Lappin, and Riegel, *J. Am. Chem. Soc.*, **68**, 1532 (1946).
- ²⁵³ Borsche and Groth, *Ann.*, **549**, 238 (1941).
- ²⁵⁴ Carmack, Kissinger, and Von, *J. Am. Chem. Soc.*, **68**, 1551 (1946).
- ²⁵⁵ Ghosh, Roy, and Banerjee, *J. Indian Chem. Soc.*, **22**, 219 (1945) [*C. A.*, **40**, 5746 (1946)].
- ²⁵⁶ Campbell, Kerwin, LaForge, and Campbell, *J. Am. Chem. Soc.*, **68**, 1844 (1946).
- ²⁵⁷ LeConte, *Mitchell Sci. Soc.*, **51**, 249 (1935) [*C. A.*, **30**, 4497 (1936)].
- ²⁵⁸ Seibert, Norton, Benson, and Bergstrom, *J. Am. Chem. Soc.*, **68**, 2721 (1946).
- ²⁵⁹ Capps, *J. Am. Chem. Soc.*, **69**, 179 (1947).
- ²⁶⁰ Bachman and Wetzol, *J. Org. Chem.*, **11**, 454 (1946).
- ²⁶¹ Berend, *Ber.*, **17**, 2716 (1884).
- ²⁶² Ewins, *J. Chem. Soc.*, **103**, 97 (1913).
- ²⁶³ Pouterman and Girardet, *Experientia*, **3**, 28 (1947) [*C. A.*, **41**, 4493 (1947)].
- ²⁶⁴ Pouterman and Girardet, *Helv. Chim. Acta*, **30**, 107 (1947).
- ²⁶⁵ Mailhe, *Compt. rend.*, **173**, 160 (1921).
- ²⁶⁶ Curd, Graham, Richardson, and Rose, *J. Chem. Soc.*, **1947**, 1613.
- ²⁶⁷ Kermack and Wight, *J. Chem. Soc.*, **1935**, 1421.
- ²⁶⁸ Magidson, Delektorskaya, and Lipovich, *Arch. Pharm.*, **272**, 74 (1934) [*C. A.*, **28**, 3477 (1934)].
- ²⁶⁹ Saunders, Smith, and Capps, *J. Am. Chem. Soc.*, **73**, 5910 (1951).
- ²⁷⁰ Weizmann and Bograchov, *J. Am. Chem. Soc.*, **69**, 1222 (1947).
- ²⁷¹ Case, *J. Am. Chem. Soc.*, **71**, 1828 (1949).
- ²⁷² Chakravarti and Venkatasubban, *J. Annamalai Univ.*, **2**, 227 (1933) [*C. A.*, **28**, 2008 (1934)].
- ²⁷³ Gattermann and Kaiser, *Ber.*, **18**, 2602 (1885).
- ²⁷⁴ Bobrański and Suclarda, *Ber.*, **60**, 1081 (1927).
- ²⁷⁵ Ukai, Hashimoto, and Higashi, *J. Pharm. Soc. Japan*, **48**, 371 (1928) [*C. A.*, **22**, 3166 (1928)].
- ²⁷⁶ Wheeler and LeConte, *J. Am. Chem. Soc.*, **70**, 386 (1948).
- ²⁷⁷ Alt, *Ann.*, **252**, 318 (1889).
- ²⁷⁸ Linsker and Evans, *J. Am. Chem. Soc.*, **68**, 149 (1946).
- ²⁷⁹ Gerd and Kochendoerfer, Ger. pat. 613,066 [*C. A.*, **29**, 5463 (1935)].
- ²⁸⁰ Nölting and Trautmann, *Ber.*, **23**, 3654 (1890).
- ²⁸¹ Bogert and Fisher, *J. Am. Chem. Soc.*, **34**, 1569 (1912).
- ²⁸² Case, *J. Org. Chem.*, **16**, 1541 (1951).
- ²⁸³ Clemo and Legg, *J. Chem. Soc.*, **1947**, 539.
- ²⁸⁴ Haskelberg, *J. Org. Chem.*, **12**, 434 (1947).
- ²⁸⁵ Cornforth and Cornforth, *J. Chem. Soc.*, **1948**, 93.
- ²⁸⁶ Hoffmann, *Bull. soc. chim. France*, **1947**, 969.
- ²⁸⁷ Lellmann and Ziemssen, *Ber.*, **24**, 2116 (1891).
- ²⁸⁸ Wieland and Horner, *Ann.*, **536**, 89 (1938).
- ²⁸⁹ Edinger and Bühler, *Ber.*, **42**, 4313 (1909).
- ²⁹⁰ Jones, Soper, Behrens, and Corse, *J. Am. Chem. Soc.*, **70**, 2843 (1948).

- 291 McCasland, *J. Am. Chem. Soc.*, **68**, 533 (1946).
292 Fischer and Willmack, *Ber.*, **17**, 440 (1884).
293 Herzfeld, *Ber.*, **17**, 903 (1884).
294 Rajagopalan, *Proc. Indian Acad. Sci.*, **13A**, 566 (1941) [*C. A.*, **35**, 7965 (1941)].
295 I. G. Farbenindustrie A.G., Swiss pat. 127,178 [*C. A.*, **23**, 1218 (1929)].
296 I. G. Farbenindustrie A.G., Brit. pat. 307,727 [*C. A.*, **24**, 128 (1930)].
297 Radionov and Antik, *J. Gen. Chem. (U.S.S.R.)*, **11**, 423 (1941) [*C. A.*, **37**, 2009 (1943)].
298 Huisgen, *Ann.*, **559**, 174 (1948).
299 Happ, *Ber.*, **17**, 191 (1884).
300 Petrow and Rewald, *J. Chem. Soc.*, **1949**, 769.
301 Waley, *J. Chem. Soc.*, **1948**, 2008.
302 Fries and Wolter, *Ann.*, **527**, 60 (1936).
303 Fries and Reitz, *Ann.*, **527**, 38 (1936).
304 Boggust and Cocker, *J. Chem. Soc.*, **1949**, 355.
305 Erlenmeyer and Ueberwasser, *Helv. Chim. Acta*, **23**, 328 (1940).
306 Niederl, U. S. pat. 2,483,838 [*C. A.*, **44**, 2035 (1950)].
307 Taylor, *J. Chem. Soc.*, **1951**, 1150.
308 Bendz, Culvenor, Goldsworthy, Kirby, and Robinson, *J. Chem. Soc.*, **1950**, 1130.
309 Diaz de Arce, Greene, and Capps, *J. Am. Chem. Soc.*, **72**, 2971 (1950).
310 Tomita, Fujita, Yoshida, and Tokuyama, *J. Pharm. Soc. Japan*, **69**, 401 (1949) [*C. A.*, **44**, 1983 (1950)].
311 Alameda and Dey, *Proc. Natl. Inst. Sci. India*, **7**, 215 (1941) [*C. A.*, **43**, 1422 (1949)].
312 Campbell, LaForge, and Campbell, *J. Org. Chem.*, **14**, 346 (1949).
313 Hauser and Reynolds, *J. Org. Chem.*, **15**, 1224 (1950).
314 Petrow and Sturgeon, *J. Chem. Soc.*, **1949**, 1157.
315 Case, *J. Am. Chem. Soc.*, **70**, 3994 (1948).
316 Case, *J. Org. Chem.*, **16**, 941 (1951).
317 Case, *J. Am. Chem. Soc.*, **71**, 821 (1949).
318 Lott, Yale, Sheehan, and Bernstein, *J. Am. Chem. Soc.*, **70**, 3621 (1948).
319 Robinson and Stephen, *Nature*, **162**, 177 (1948) [*C. A.*, **43**, 3421 (1949)].
320 Gilman and Gainer, *J. Am. Chem. Soc.*, **71**, 1747 (1949).
321 Baker, Tinsley, Butler, and Riegel, *J. Am. Chem. Soc.*, **72**, 393 (1950).
322 Fries, *Ann.*, **454**, 121 (1927).

CHAPTER 3

CARBON-CARBON ALKYLATIONS WITH AMINES AND AMMONIUM SALTS

JAMES H. BREWSTER

Purdue University

and

ERNEST L. ELIEL

University of Notre Dame

CONTENTS

	PAGE
INTRODUCTION	102
SCOPE AND LIMITATIONS	103
General Considerations	103
Structural Considerations	104
Structure of the Alkylating Radical	104
Structure of the Amino Group Replaced	105
Structure of the Substance To Be Alkylated	105
Replacement of Amino Groups by Cyanide	105
Quaternary Ammonium Salts and Alkali Cyanides	105
Tertiary Amines and Hydrogen Cyanide	108
Tertiary Amines and Alkali Cyanides	109
Alkylation of Active Methyl and Methylene Compounds	110
Alkylation of Aliphatic Nitro Compounds	110
Alkylation of Ketones and β -Keto Esters	112
Alkylation of Esters	117
An Alkylation of Indole	124
Amine Replacement Reactions of Quaternary Salts with Organometallic Compounds	124
MECHANISM OF THE REACTION	126
Alkylations with Tertiary Amines	126
Alkylations with Quaternary Salts	130
RELATED REACTIONS	132
Carbon-Carbon Alkylations	132
Intermolecular Self-Alkylations	132
Self-Alkylation of Phenolic and Indole Mannich Bases	132
Self-Alkylation of 9-Fluoryltrimethylammonium Hydroxide	133

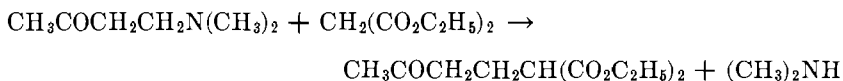
	PAGE
Coupling of Quaternary Ammonium Salts	133
Reductive Coupling of Ethanolamines	134
Intramolecular Self-Alkylations	134
The Stevens Rearrangement	134
The Sommelet Rearrangement	134
The Hofmann-Martius Rearrangement	134
The Ladenburg Rearrangement	135
The Rearrangement of Diacylanilines	135
Reactions in Which the Carbon-Nitrogen Bond Broken Is One of the Bonds of a Heteroaromatic System	135
The Reissert Reaction	135
The Reaction of Alkali Cyanides with Alkylpyridinium Salts	136
The Reaction of Nitro Compounds with Alkylpyridinium Salts	136
The Reaction of Pyridines and Pyridinium Salts with Organometallic Compounds	137
Reactions in Which the Carbon-Nitrogen Bond Broken Is Located in a Diaminomethane	137
Reactions in Which the New Carbon-Carbon Bond Is Part of an Ethyl- enic Double Bond (Amine Elimination Reactions)	137
The Hofmann "Exhaustive Methylation" Reaction	137
Amine Elimination Reactions of β -Amino Carbonyl and Nitro Com- pounds	137
Nitrogen Alkylations	138
Amine Exchange Reactions of Quaternary Salts	138
Amine Exchange Reactions of Mannich Bases	138
Formation of Pyrazolines from Ketonic Mannich Bases	139
Conversion of Mannich Bases into Aldehydes	139
Oxygen Alkylations	140
Formation of Alcohols from Quaternary Ammonium Hydroxides	140
Formation of Ethers from Quaternary Ammonium Phenoxides	140
Formation of Esters from Quaternary Ammonium Salts of Carboxylic Acids	141
Sulfur Alkylations	141
Halogen Alkylations	142
Decomposition of Quaternary Ammonium Halides	142
The von Braun Cyanogen Bromide Reaction	142
Replacement of Amine by Hydrogen (Emde Reduction)	143
RELATED SYNTHETIC PROCESSES	143
Carbon-Carbon Alkylations by Halogen Replacement	143
Friedel-Crafts Reaction	144
Reaction with Organometallic Compounds	144
Alkylation of Active Methyl and Methylene Compounds	144
Replacement by Cyanide	144
Carbon-Carbon Alkylations by Oxygen Replacement	145
Friedel-Crafts Reaction	145
Alkylations with Ethylene Oxide	145
Alkylations with <i>o</i> -Hydroxybenzyl Alcohols	145
Alkylation with Diethyl Methoxymethylmalonate	145
Carbon-Carbon Alkylations with Diazoacetic Ester	145

	PAGE
Carbon-Carbon Alkylation by Sulfur Replacement	146
Coupling of Active Hydrogen Compounds by Condensation with Carbonyl Compounds	146
One-Step Condensations	146
Formation of Symmetrical Products	146
Formation of Unsymmetrical Products	146
Two-Step Condensation-Addition Reactions	147
CHOICE OF EXPERIMENTAL CONDITIONS	148
Choice of Reactants	148
Structure of the Amino Group Replaced	149
Availability of the Secondary Amine Used in the Preparation of the Mannich Base	149
Availability of the Quaternizing Agent	149
Ease of Purification of the Mannich Bases or Their Salts	150
Inertness of the Amine Undergoing Replacement	150
Volatility of the Amine Undergoing Replacement	150
Choice of Solvents, Operating Temperatures, etc.	151
Experimental Conditions for Particular Types of Carbon-Carbon Alkylations	151
Replacement of Amino Groups by Cyanide	151
Use of Ketonic Mannich Bases	151
Use of Mannich Bases of Indoles and Phenols	151
Use of Quaternary Salts of Benzylamines	152
Alkylation of Active Methyl and Methylene Compounds	152
EXPERIMENTAL PROCEDURES	154
β -Benzoylpropionitrile	155
3-Indoleacetic Acid and 3-Indoleacetamide	155
2-Hydroxy-1-naphthaleneacetic Acid	156
1- β -Indolyl-2-nitrobutane	156
Ethyl Skatylnitroacetate	157
2-(2'-Nitroethyl)cyclohexanone	157
2-Keto-3-carbethoxy-9-hydroxydecalin	158
2-Keto-3-carboxy- $\Delta^{1,9}$ -octalin	158
2-Keto- $\Delta^{1,9}$ -octalin	158
2- γ -Ketobutyl-2-carbomethoxy-1-keto-1,2,3,4-tetrahydrophenanthrene	158
Cyclization of the Tricyclic Keto Ester LXXI to the Tetracyclic Keto Ester LXXIII	159
Cyclization of the Tricyclic Keto Ester LXXI to Form the Tetracyclic Ketone LXXIV	159
2-Keto-10-methyl- $\Delta^{1,9}$ -octalin	159
7-Keto-1-methoxy-13-methyl-5,6,7,9,10,13-hexahydrophenanthrene	160
Diethyl Skatylacetamidomalonate	160
Ethyl β -(2-Pyrrolyl)- α -cyano- α -acetamidopropionate	161
1-Methylskatylmalonic Acid	161
TABULAR SURVEY OF ALKYLATION PRODUCTS	162
Table I. Carbon Alkylations with Aliphatic and Aromatic Trialkylamines and Tetraalkylammonium Salts	163
Table II. Carbon-Carbon Alkylations with <i>o</i> -Hydroxybenzylamines	165

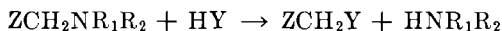
	PAGE
Table III. Carbon Alkylations with Heterocyclic Compounds Containing a Dialkylaminomethyl Group	166
Table IV. Carbon Alkylations with Salts of Heterocyclic Compounds Containing a Trialkylaminomethyl Group	171
Table V. Carbon Alkylations with Heterocyclic Compounds Containing a Dialkylaminomethyl Group Using Dimethyl Sulfate or Ethyl Iodide as a Quaternizing Agent	174
Table VI. Alkylations of Active Methylene Compounds with β -Aminoketones	178
Table VII. Alkylations of Alkali Cyanides with β -Aminoketone Hydrochlorides	181
Table VIII. Carbon Alkylations with Methiodides of β -Aminoketones	182
Table IX. An Alkylation of Indole with Diethyl Piperidinomethylformamidomalonate	196
Table X. Carbon Alkylations with Mannich Bases Derived from Nitro Compounds	196

INTRODUCTION

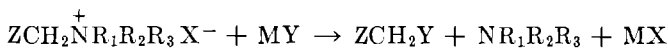
This chapter is a review of those reactions of compounds containing labile amino groups in which a carbon-carbon bond is formed by amine replacement, as, for example, in the alkylation of diethyl malonate by 1-dimethylamino-3-butanone.



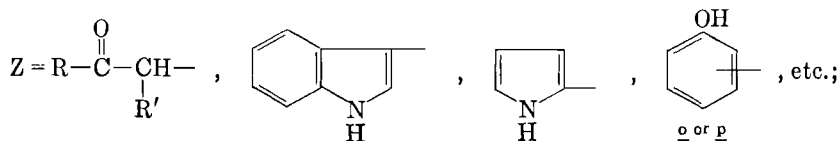
In the most general terms, these alkylation reactions may be written



or



where



HY = hydrogen cyanide, active methyl and methylene compounds; and MY = alkali cyanides, sodio derivatives of active methyl or methylene compounds, Grignard reagents, or organolithium compounds.

Attention has been given primarily to reactions of amines that can be prepared by the Mannich reaction¹ (Mannich bases), but, for com-

¹ Blicke in Adams, *Organic Reactions*, Vol. I, p. 303, John Wiley & Sons, 1942.

parison, analogous reactions of simpler quaternary ammonium salts have been included in the discussion and tables. A number of reactions which are closely related to these simple alkylations but follow a somewhat different pattern are discussed in the Related Reactions section and are not included in the tables.

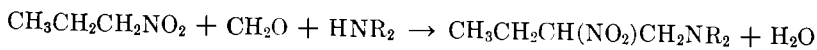
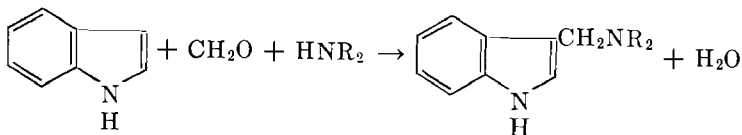
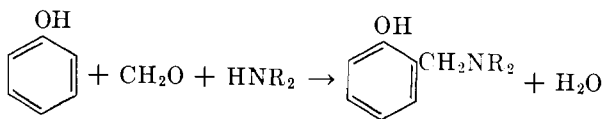
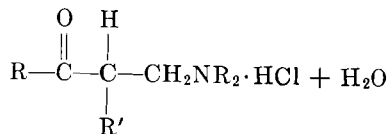
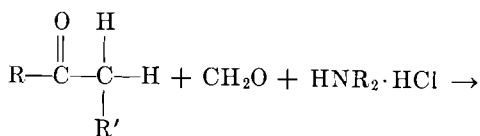
SCOPE AND LIMITATIONS

General Considerations

The most important groups of compounds capable of engaging in carbon-carbon alkylations by amine replacement are:

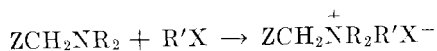
(a) Simple quaternary ammonium salts containing benzyl and methyl radicals. The general formulation of carbon-carbon alkylation with such salts corresponds to the third equation on p. 102

(b) Tertiary amines that can be prepared from ketones, phenols, heterocyclic compounds, and nitro compounds by the Mannich reaction.¹



The general form of the reactions of carbon-carbon alkylations by amine replacement undergone by these Mannich bases is shown in the second equation on p. 102.

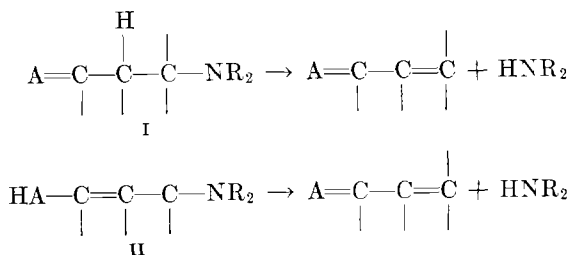
(c) Quaternary salts of Mannich bases, which can be formed by reaction of the tertiary amines with alkyl halides or dimethyl sulfate.



The general form of the reactions undergone by these salts is shown in the third equation on p. 102.

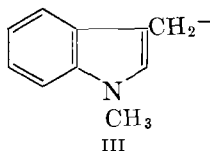
Structural Considerations

Structure of the Alkylating Radical. The ability to form a conjugated unsaturated system by amine elimination seems to be the main structural requirement for facile carbon-carbon alkylations by amine replacement with tertiary amines (see p. 126). The structural features required for amine elimination are indicated in formulas I and II. An enolizable hydrogen atom must be so located that when it and the dialkylamino



group are removed from the molecule a conjugated unsaturated system can be established by electron transfer.

The structural characteristics necessary for *easy* carbon-carbon alkylations with quaternary ammonium salts are similar. A number of quaternary salts that cannot undergo amine elimination can be used as alkylating agents, although in general the reactions are much slower than those of quaternary salts which can suffer amine elimination. Where amine elimination is not possible, the structural requirement of the alkylating radical appears to be either the presence of an allylic system, as in benzyl, 1-methylskatyl (III), and furfuryl radicals, or freedom from steric hindrance to rearward attack, as in the methyl radical.



Structure of the Amino Group Replaced. The structure of the amino group replaced in carbon-carbon alkylations of this type is of some importance in the economic and operational aspects of these reactions. The presence of certain amino groups that could undergo alkylation by the alkylating radical, such as derivatives of aniline, is probably undesirable in some of these reactions.

Structure of the Substance To Be Alkylated. Only those substances that can easily form anions can be alkylated by Mannich bases or quaternary salts. Active methylene compounds and their sodio derivatives, hydrogen cyanide and its salts, and organometallic compounds such as Grignard reagents and alkyl- or aryl-lithium compounds constitute the principal members of this class of substances.

The carbon-carbon alkylations with amines and ammonium salts to be considered in detail are the following.

- (a) Replacement of amino groups by cyanide
- (b) Alkylation of active methyl and methylene compounds
 1. Alkylation of aliphatic nitro compounds
 2. Alkylation of ketones and β -keto esters
 3. Alkylation of esters
 4. An alkylation of indole
- (c) Amine replacement reactions of quaternary salts with organometallic compounds.

Replacement of Amino Groups by Cyanide

Quaternary Ammonium Salts and Alkali Cyanides. Quaternary ammonium cyanides are difficult to prepare, but mixtures of certain quaternary ammonium salts with alkali cyanides decompose when strongly heated in a manner expected of quaternary ammonium cyanides. The reactions are analogous to those of quaternary ammonium halides in that benzyl and methyl groups are cleaved from the quaternary nitrogen atom and couple with the anion of the salt. In at least one reaction, however, olefin formation, similar to that found in the Hofmann exhaustive methylation, occurs more readily than does simple amine replacement.²

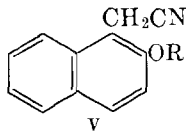
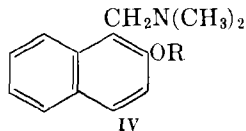
When tetramethylammonium cyanide is heated, acetonitrile, methylcarbylamine, and trimethylamine are formed.³ Acetonitrile and methylethylaniline are formed when a mixture of potassium cyanide and dimethylethylanilinium iodide is distilled to dryness.⁴

² Snyder and Brewster, *J. Am. Chem. Soc.*, **71**, 291 (1949).

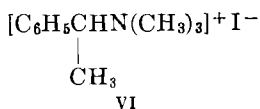
³ Thompson, *Ber.*, **16**, 2338 (1883).

⁴ von Meyer and Schwabe, *Abhandl. math.-phys. Klasse sächs. Ges. Wiss.*, **31**, 179 (1908) [*Chem. Zentr.*, **80**, II, 1800 (1909); *C. A.*, **5**, 887 (1911)].

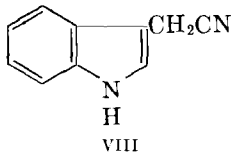
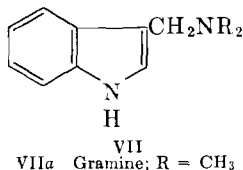
Although benzyldimethylanilinium halides do not react appreciably with sodium cyanide in boiling water,⁵ benzyl cyanide is formed when an aqueous solution of the two salts is distilled to dryness.⁴ Similarly, the methiodide of 1-dimethylaminomethyl-2-methoxynaphthalene (IV, R = CH₃) reacts with sodium cyanide to form 2-methoxy-1-naphthyl-acetonitrile (V, R = CH₃) only when an aqueous solution of the two salts is evaporated to dryness and distilled in vacuum at temperatures above 150°.⁶ On the other hand, when a mixture of sodium cyanide and N,N,N-trimethyl- α -phenylethylammonium iodide (VI) was similarly



treated, styrene was formed and no hydratropnitrile could be detected in the reaction products.²



Although none of the reactions described above is of preparative interest, since the corresponding methyl and benzyl halides are readily available, the analogous reactions of the quaternary salts of Mannich bases derived from indole are useful in the preparation of indoleacetonitriles. The methiodide of gramine^{6a,b,c} (3-dimethylaminomethylindole, VIIa) reacts with potassium silver cyanide in boiling water to form indole-3-acetonitrile (VIII), isolated as the acid in 46% yield.^{6c,7} The methosulfate of gramine reacts readily with potassium cyanide in aqueous ethanol to form the same nitrile (VIII) (isolated as the acid in 50% yield from gramine).^{8,8a} The quaternary salt of gramine is formed



⁵ Snyder and Speck, *J. Am. Chem. Soc.*, **61**, 668 (1939).

⁶ Snyder and Brewster, *J. Am. Chem. Soc.*, **71**, 1058 (1949).

^{6a} Schramm, *J. Am. Chem. Soc.*, **73**, 2961 (1951).

^{6b} Schöpf and Thesing, *Angew. Chem.*, **63**, 377 (1951).

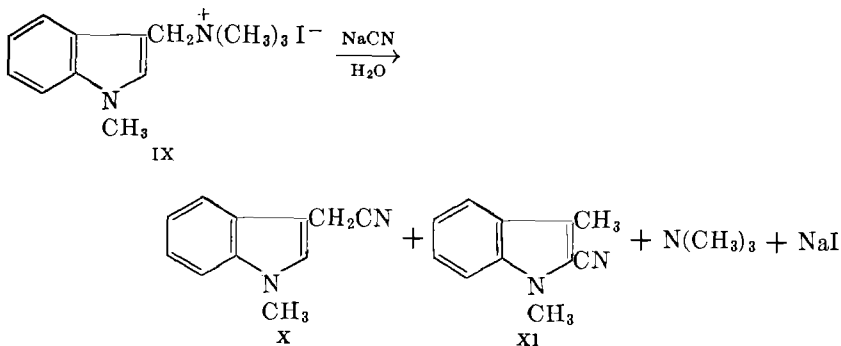
^{6c} Geissman and Armen, *J. Am. Chem. Soc.*, **74**, 3916 (1952).

⁷ Snyder, Smith, and Stewart, *J. Am. Chem. Soc.*, **66**, 200 (1944).

⁸ Heidelberger, *J. Biol. Chem.*, **179**, 139 (1949).

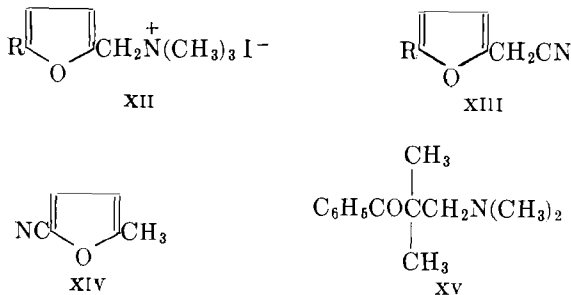
^{8a} Thesing and Schülde, *Chem. Ber.*, **85**, 324 (1952).

in situ by the addition of dimethyl sulfate to the solution of gramine and potassium cyanide. The methiodide of 1-methylgramine (IX) reacts with hot aqueous sodium cyanide to give mainly the expected product, 1-methyl-3-indoleacetonitrile (X, 60–64%), together with smaller amounts of 1,3-dimethyl-2-cyanoindole (XI, 4%),⁹ apparently by an allylic rearrangement during the alkylation process. The Mannich bases of N-methyl- and N-phenyl-pyrrole yield the normal products only.^{9a}



In a similar fashion, furfuryltrimethylammonium iodide (XII, R = H) yields a mixture of furfuryl cyanide (XIII, R = H, 27%) and 2-cyano-5-methylfuran (XIV, 5%), and 5-methylfurfuryltrimethylammonium iodide (XII, R = CH₃) gives 5-methylfurfuryl cyanide (XIII, R = CH₃) in 37% yield.¹⁰

The methiodide of β -dimethylaminopivalophenone (XV) reacts with sodium cyanide when an aqueous solution of the two salts is distilled to form β -dimethylaminopivalophenone (XV) and, presumably, acetonitrile.¹¹



⁹ Snyder and Eliel, *J. Am. Chem. Soc.*, **70**, 1703, 1857 (1948).

^{9a} Herz and Rogers, *J. Am. Chem. Soc.*, **73**, 4921 (1951).

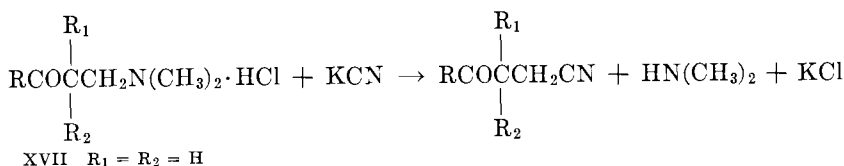
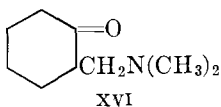
¹⁰ Eliel and Peckham, *J. Am. Chem. Soc.*, **72**, 1209 (1950).

¹¹ Snyder and Brewster, *J. Am. Chem. Soc.*, **71**, 1061 (1949).

Tertiary Amines and Hydrogen Cyanide. Tertiary amines capable of eliminating a secondary amine to form a conjugated unsaturated structure can react with hydrogen cyanide to form nitriles by amine replacement.

3-Dialkylaminomethylindoles (VII) react with hydrogen cyanide in benzene solution at 150° to form indole-3-acetonitrile (VIII);¹² under similar conditions 1-dimethylaminomethyl-2-hydroxynaphthalene (IV, R = H) reacts with hydrogen cyanide to form 2-hydroxy-1-naphthaleneacetonitrile (V, R = H).¹² No information on the yields obtainable by this process is available.

Hydrochlorides of a number of ketonic Mannich bases have been found to react readily with alkali metal cyanides in hot water to form γ -ketonitriles in good yield.¹³ No successful application of this reaction to wholly aliphatic ketonic Mannich bases has been reported; the hydrochloride of 2-dimethylaminomethylcyclohexanone (XVI) formed only a resin or oil when heated with potassium cyanide in aqueous solution.¹³ Ketonic Mannich base hydrochlorides of structure XVII have been found to react satisfactorily with aqueous potassium cyanide when R is furyl, benzofuryl, thienyl, phenyl, 3-hydroxy- and 3-methoxyphenyl, 4-methyl-, 4-chloro-, 4-bromo-, 4-hydroxy-, and 4-methoxy-



phenyl; 3,4-dimethoxyphenyl, α - or β -naphthyl. The hydrochloride of β -dimethylamino-3-nitropropiofenone formed resins when heated with aqueous potassium cyanide.¹³

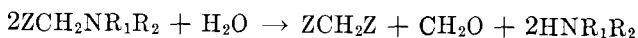
Substituents on the carbon atom adjacent to the carbonyl group appear to interfere with the reaction with cyanides. The hydrochloride of α -dimethylaminomethylpropiofenone (XVII, $\text{R}_1 = \text{H}$, $\text{R}_2 = \text{CH}_3$) formed a resin or oil,¹³ and the hydrochloride of dimethylaminopivalo-phenone (XVII, $\text{R}_1 = \text{R}_2 = \text{CH}_3$) underwent a reverse Mannich reaction to form isobutyrophenone.¹¹

¹² Salzer and Andersag, U. S. pat. 2,315,661 [C. A., **37**, 5418 (1943)]; U. S. PB 706, Dept. of Commerce, Washington, D. C.

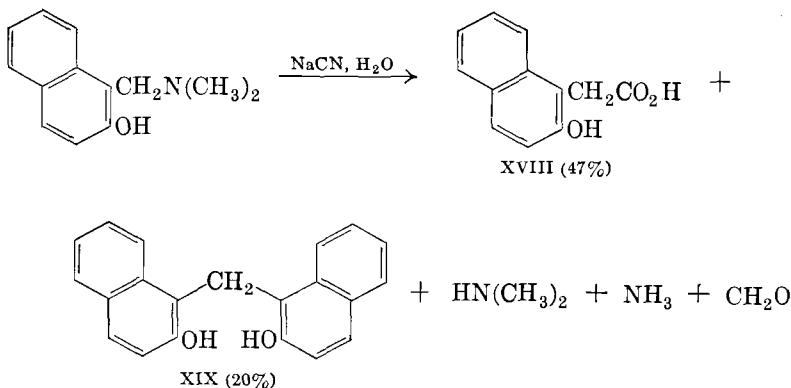
¹³ Knott, *J. Chem. Soc.*, **1947**, 1190.

It has been reported that the salts of Mannich bases made from piperidine or morpholine do not react under conditions¹³ suitable for dimethylamine derivatives. It seems likely that this is at least partly due to the fact that the amines being replaced are less volatile than the solvent.

Tertiary Amines and Alkali Cyanides. The Mannich bases of phenols and indoles react with sodium cyanide in hot aqueous ethanol to form sodium salts of aryl- and indole-acetic acids.¹² Little information on yields and the by-products formed is available, though it is reported that condensation products are formed from phenolic Mannich bases. This is not surprising since phenolic Mannich bases readily undergo self-alkylation in weakly alkaline solution to form diarylmethanes.¹⁴



In the reaction of 1-dimethylaminomethyl-2-naphthol with sodium cyanide it was found that 2-hydroxy-1-naphthaleneacetic acid (XVIII) could be isolated in 47% yield, and the diarylmethane (XIX) was formed in at least 20% yield.¹⁵ It seems likely that diarylmethane formation would be a major side reaction in any similar application of this method and that phenolic Mannich bases containing unsubstituted *ortho* or *para* positions would form appreciable amounts of polymeric materials, as has



been observed in the reaction of 6-dimethylaminomethylguaiacol with sodium cyanide.^{15a}

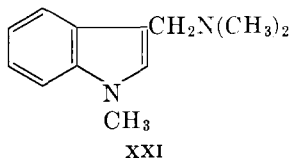
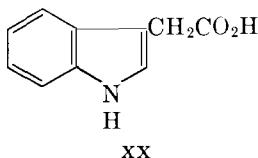
Several 3-dialkylaminomethylindoles (VII) have been subjected to reaction with cyanide, but information as to yields is available only for dimethylaminomethylindole (gramine, VIIa) which in hot aqueous

¹⁴ Auwers and Dombrowski, *Ann.*, **344**, 280 (1906).

¹⁵ J. Brewster, doctoral thesis, University of Illinois, Urbana, Ill., 1948.

^{15a} Eliel, *J. Am. Chem. Soc.*, **73**, 43 (1951).

ethanol gave a 69% yield of 3-indoleacetic acid (XX) and a 20% yield of 3-indoleacetamide with little or no diindolylmethane.¹⁶ Indoleacetamide may be hydrolyzed to the acid in good yield.¹⁶

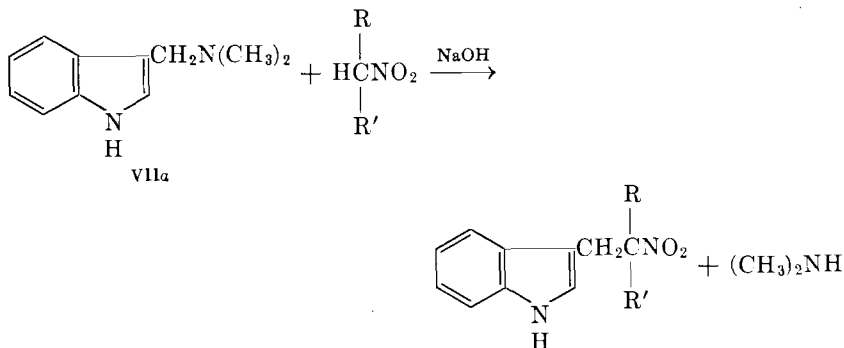


Compounds that cannot suffer amine elimination, such as 1-methylgramine¹⁷ (XXI) and 1-dimethylaminomethyl-2-methoxynaphthalene⁶ (IV, R = CH₃) fail to react with sodium cyanide under the above conditions.

Alkylation of Active Methyl and Methylene Compounds

Alkylation of Aliphatic Nitro Compounds. Alkylations of aliphatic nitro compounds by *p*-nitrobenzyltrimethylammonium iodide and Mannich bases of indole, of ketones, and of aliphatic nitro compounds have been reported.

Gramine (VIIa) reacts smoothly with 1- or 2-nitropropane in the presence of sodium hydroxide to give good yields of monoalkylated nitro compound; much lower yields are obtained with nitroethane.¹⁸ Only

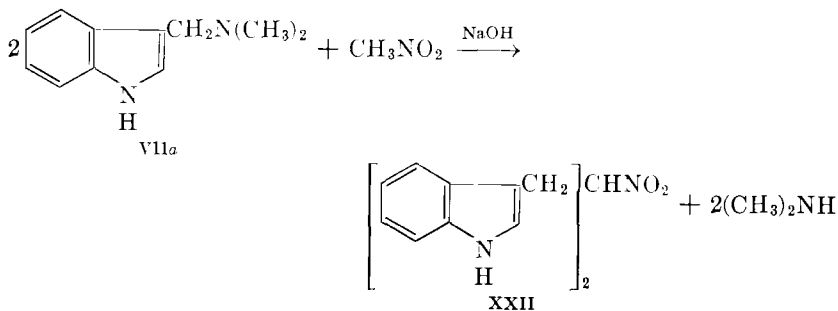


diskatylnitromethane (XXII) was obtained by alkylation of nitromethane under these conditions.¹⁸

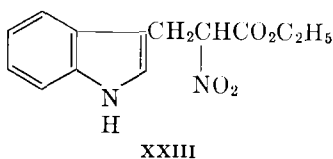
¹⁶ Snyder and Pilgrim, *J. Am. Chem. Soc.*, **70**, 3770 (1948).

¹⁷ Snyder and Eliel, *J. Am. Chem. Soc.*, **71**, 663 (1949).

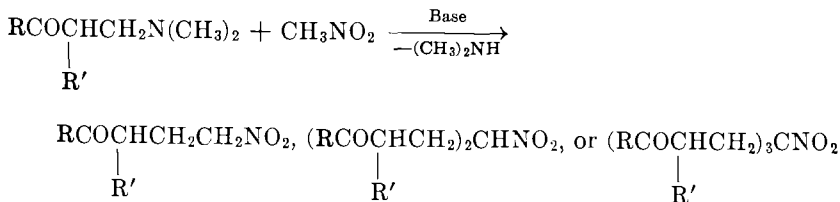
¹⁸ Snyder and Katz, *J. Am. Chem. Soc.*, **69**, 3140 (1947).



Ethyl nitroacetate is dialkylated with gramine in the presence of ethanol and sodium ethoxide¹⁸ or in the presence of powdered sodium hydroxide in xylene.¹⁹ Skatylnitroacetic ester (XXIII), which can be converted to tryptophan in good yield, is obtained from gramine and ethyl nitroacetate in xylene solution in the absence of any catalyst;¹⁹ diethyl nitromalonate may also be alkylated by means of gramine and the product may be converted to tryptophan.²⁰



Ketonic Mannich bases react rapidly with nitromethane in the presence of alkaline catalysts, as sodium methoxide or ethanolic potassium hydroxide, to form mono-, di-, or tri-alkylated nitromethanes.²¹ Thus, with the Mannich bases of acetone (XXIV), cyclohexanone (XVI), acetophenone (XXV), and 4-methoxy- and 3,4-dimethoxy-acetophenone, monoalkylated products are formed from nitromethane in the presence of sodium ethoxide. Some dialkylated product is formed from the

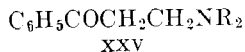
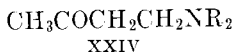


¹⁹ Lyttle and Weisblat, *J. Am. Chem. Soc.*, **69**, 2118 (1947); Weisblat and Lyttle, U. S. pat. 2,557,041 [*C. A.*, **46**, 1593 (1952)].

²⁰ Weisblat and Lyttle, *J. Am. Chem. Soc.*, **71**, 3079 (1949); U. S. pat. 2,528,928 [*C. A.*, **45**, 3870g (1951)].

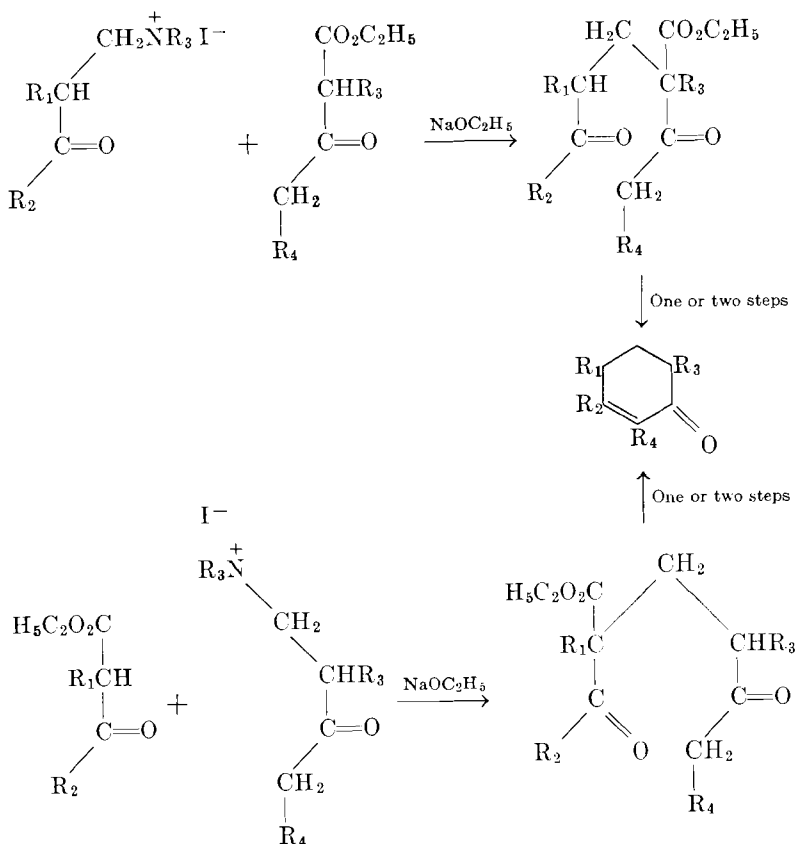
²¹ Reichert and Posemann, *Arch. Pharm.*, **275**, 67 (1937).

Mannich base of 3,4-dimethoxyacetophenone. Di- and tri-alkylated nitromethanes are formed by reaction of the Mannich base of acetophenone, nitromethane, and ethanolic potassium hydroxide.



1- and 2-Nitropropane can be alkylated by the Mannich base derived from 1-nitropropane.^{21a, b} The reaction fails with the Mannich base of 2-nitropropane.

Alkylation of Ketones and β -Keto Esters. Many alkylations of ketones and β -keto esters by means of Mannich bases have been reported.^{21c} The principal interest in these reactions has been in the prepa-



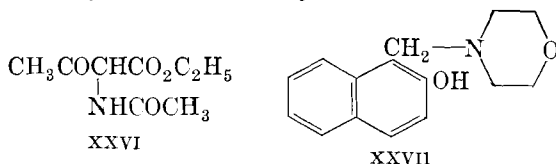
^{21a} Snyder and Hamlin, *J. Am. Chem. Soc.*, **72**, 5082 (1950).

^{21b} Other examples are reported by Gill, James, Lions, and Potts, *J. Am. Chem. Soc.*, **74**, 4923 (1952).

^{21c} For more recent examples see Barltrop and Saxton, *J. Chem. Soc.*, **1952**, 1038; Gunstone and Heggie, *ibid.*, **1952**, 1437.

ration, from ketonic Mannich bases, of δ -diketones which can be cyclized to cyclohexenone derivatives.

Ethyl sodioacetoacetate has been alkylated by reactions with benzyl-dimethylanilinium chloride⁷ (60%) and the methiodide of gramine (VIIa).⁷ The sodium derivative of ethyl acetamidoacetoacetate (XXVI) was alkylated by 3-diethylaminomethylindole (VII, R = C₂H₅) in the presence of dimethyl sulfate in 83% yield.²²



Dibenzoylmethane has been alkylated by reaction with 1-morpholinomethyl-2-hydroxynaphthalene (XXVII) in ethanol in the presence of acid.²³ This appears to be the first reported alkylation of an active methylene compound by means of a phenolic Mannich base. It is unique among all these reactions in that added *acid* rather than base is employed as a catalyst.

Ethyl acetoacetate and other β -keto esters can be alkylated by reaction with ketonic Mannich bases (tertiary amines) in the presence of traces of sodium ethoxide²⁴ (Mannich's method), or by reaction of quaternary salts of ketonic Mannich bases in the presence of equivalent amounts of sodium ethoxide²⁵ (Robinson's method). The method of Mannich has the disadvantage that the reaction is slow, sometimes requiring two weeks for completion; it is apparently not desirable to heat the reaction mixture. Robinson's method gives a much faster reaction; the mixture is usually held for several hours at room temperature and then heated under reflux for two to twenty hours until evolution of amine ceases. In cases where *pure* quaternary salts of ketonic Mannich bases have been employed, high yields of the desired alkylation products have been obtained.²⁶⁻²⁹ Aside from these examples, little information on yields obtained by these reactions is available.

The sodium derivatives of ketones can be alkylated by means of quaternary salts of ketonic Mannich bases; sodium amide is customarily

²² Albertson, Tullar, King, Fishburn, and Archer, *J. Am. Chem. Soc.*, **70**, 1150 (1948).

²³ Lieberman and Wagner, *J. Org. Chem.*, **14**, 1001 (1949).

²⁴ Mannich, Koch, and Borkowsky, *Ber.*, **70**, 355 (1937).

²⁵ duFeu, McQuillin, and Robinson, *J. Chem. Soc.*, **1937**, 53.

²⁶ Wilds and Shunk, *J. Am. Chem. Soc.*, **65**, 469 (1943).

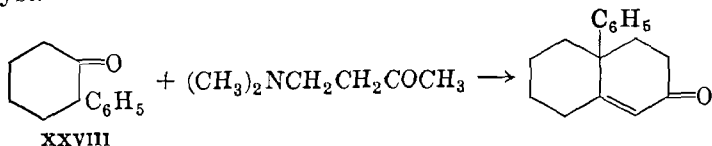
²⁷ Prelog, Wirth, and Ruzicka, *Helv. Chim. Acta*, **29**, 1425 (1946).

^{28a} Prelog, Barman, and Zimmermann, *Helv. Chim. Acta*, **33**, 356 (1950).

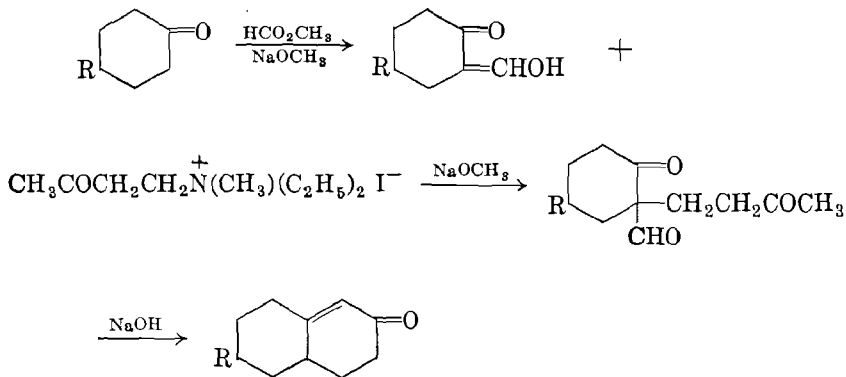
²⁸ Prelog, Ruzicka, Barman, and Frenkiel, *Helv. Chim. Acta*, **31**, 92 (1948).

²⁹ Prelog, Barman, and Zimmermann, *Helv. Chim. Acta*, **32**, 1284 (1949).

used as the base. Only a few alkylations of a ketone by a free ketonic Mannich base (tertiary amine) have been reported. One is the alkylation of 2-phenylcyclohexanone (XXVIII) with a Mannich base of acetone (XXIV), in the presence of one equivalent of sodium amide, which proceeds in 42% yield.³⁰ In two other cases, the bases were employed as hydrochlorides with sodium hydroxide or potassium *t*-butoxide as catalyst.



The yield of alkylation product may be increased by formylating the ketone first by means of methyl formate. The resulting α -hydroxymethylene ketone (which is considerably more acidic than the parent ketone) is then alkylated in good yield with the methiodide of the ketonic Mannich base in the presence of sodium methoxide, and the hydroxymethylene group is finally removed by basic cleavage at the same time cyclization is effected.^{30a, b}



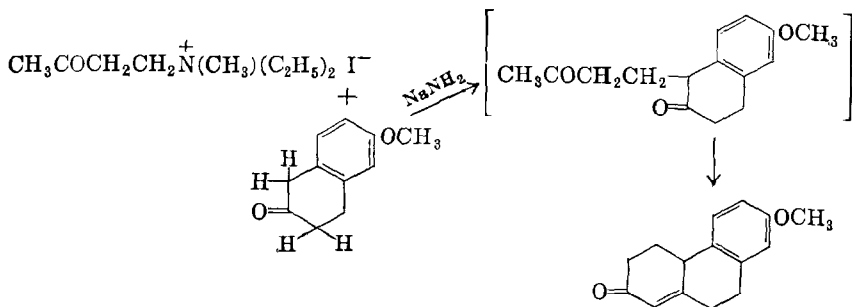
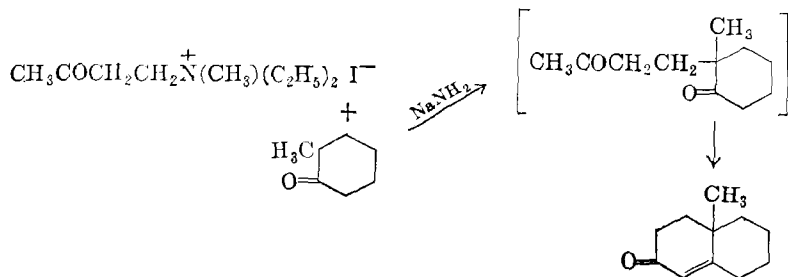
When a ketone is to be alkylated, there may be two reactive carbon atoms available. It has been found that active methinyl groups are more readily alkylated than active methylene groups. An active methylene group bearing a phenyl group is more readily alkylated than one bearing only alkyl groups. The following examples illustrate these principles.^{25, 31}

³⁰ Boekelheide, *J. Am. Chem. Soc.*, **69**, 790 (1947).

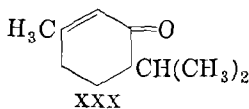
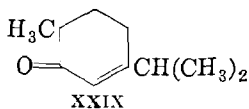
^{30a} Wilds and Shunk, *J. Am. Chem. Soc.*, **72**, 2388 (1950); see, however, Woodward et al., *J. Am. Chem. Soc.*, **74**, 4223 (1952).

^{30b} Wilds and Werth, *J. Org. Chem.*, **17**, 1149, 1154 (1952).

³¹ Crowley and Robinson, *J. Chem. Soc.*, **1938**, 2001.



It will be noted that the alkylation products of ketones or β -keto esters with a ketonic Mannich base are δ -diketones, many of which can form cyclohexenone derivatives by internal aldol condensation as in the examples cited above. Often, as above, such cyclizations occur during alkylation. These reactions may be used to form simple cyclohexenone derivatives, such as the terpenes carvenone (XXIX) and piperitone ^{32, 32a, 32b} (XXX), bicyclic terpenes containing angular methyl groups



such as the cyperones ³³ (XXXI), polynuclear aromatic hydrocarbons, ²⁶ fused ring systems related to the steroids and containing angular methyl groups, ^{34, 35} compounds related to alkaloids and containing angular

³² Downes, Gill, and Lions, *Australian J. Sci.*, **10**, 147 (1948) [*C. A.*, **42**, 7257 (1948)].

^{32a} Downes, Gill, and Lions, *J. Am. Chem. Soc.*, **72**, 3464 (1950).

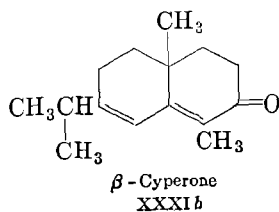
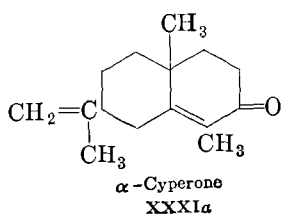
^{32b} Gill and Lions, *J. Am. Chem. Soc.*, **72**, 3468 (1950).

³³ Adamson, McQuillin, Robinson, and Simonsen, *J. Chem. Soc.*, **1937**, 1576; McQuillin, *ibid.*, **1951**, 716.

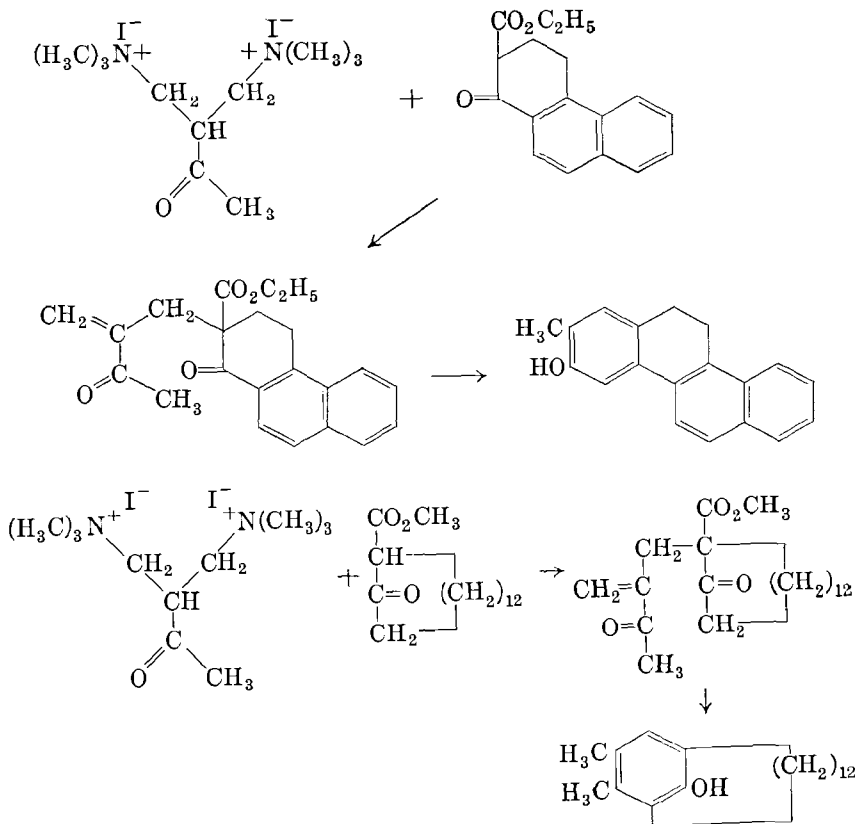
³⁴ Martin and Robinson, *J. Chem. Soc.*, **1943**, 491; **1949**, 1866.

³⁵ Cornforth and Robinson, *J. Chem. Soc.*, **1949**, 1855.

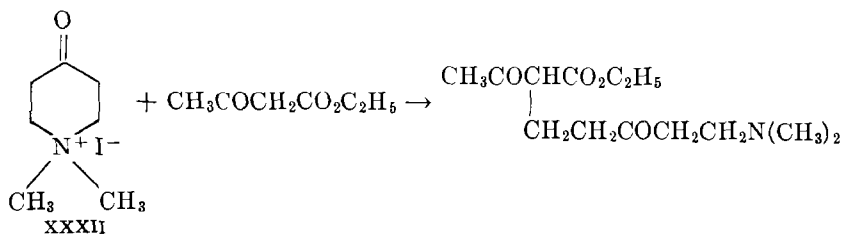
ethyl³⁵ or phenyl³⁰ groups, or phenols possessing *meta* bridges.²⁷ Further examples of this type of alkylation are listed in Table VII.



An interesting modification of this reaction consists in the use of the di-Mannich base of acetone; the simple alkylation product undergoes amine elimination to form a compound which can be cyclized to a dienone capable of rearranging to a phenol.^{26, 27, 27a} Whether an *ortho*- or *meta*-bridged phenol is obtained depends on the size of the alicyclic ring.^{27a}



In another useful version, the methiodide of 1-methyl-4-piperidone (XXXII), which may be considered as a Mannich base formed from two moles of formaldehyde and one mole each of acetone and methylamine, is used as an alkylating agent.³⁷ Only one of the carbon-nitrogen bonds breaks, and a 3-keto-5-dimethylaminoamyl group is thus introduced into the compound alkylated.



The primary products may be capable of cyclization.³⁷

Alkylation of Esters. Only esters containing doubly or triply activated carbon atoms have been alkylated by amine replacement reactions. Alkylations of α -nitro esters and β -keto esters have already been described.

Diethyl malonate has been monomethylated by means of tetramethylammonium ethoxide.³⁸ Diethyl sodiomalonate has been benzylated, in yields as high as 79%, by means of quaternary salts containing, in addition to the benzyl group, methyl, ethyl, phenyl, or pentamethylene groups. Dibutyl ether, absolute ethanol, or an excess of diethyl malonate has been used as a solvent under various temperatures and pressures.⁷ Highest yields were obtained from diethyl sodiomalonate with benzyltrimethylammonium bromide in refluxing dibutyl ether (77%) or with benzyldimethylanilinium chloride heated in the absence of solvent (73–79%). Diethyl sodiomalonate has also been alkylated with the methiodides of 1-dimethylaminomethyl-2-methoxynaphthalene⁶ (IV, R = CH₃) and (+, -)-N,N-dimethyl- α -phenylethylamine,² using Diethyl Carbitol as a solvent. When the methiodide of (+)-N,N-dimethyl- α -phenylethylamine (VI) was employed as an alkylating agent, the alkylation product was optically inactive; a small amount of N,N-dimethyl- α -phenylethylamine (probably formed by demethylation of the salt) was recovered from the reaction mixture and found to be only slightly optically active.²

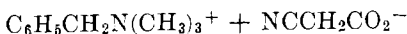
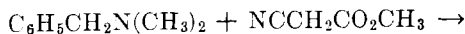
Methyl cyanoacetate and tricarbethoxymethane have been benzylated with benzyldimethylamine.³⁹ The initial step in this reaction is a

³⁷ Cardwell and McQuillin, *J. Chem. Soc.*, **1949**, 708.

³⁸ Wittig, Heintzeler, and Wetterling, *Ann.*, **557**, 201 (1947).

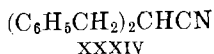
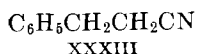
³⁹ Snyder, Eliel, and Carnahan, *J. Am. Chem. Soc.*, **72**, 2958 (1950).

quaternization of the amine by reaction with the ester. The following

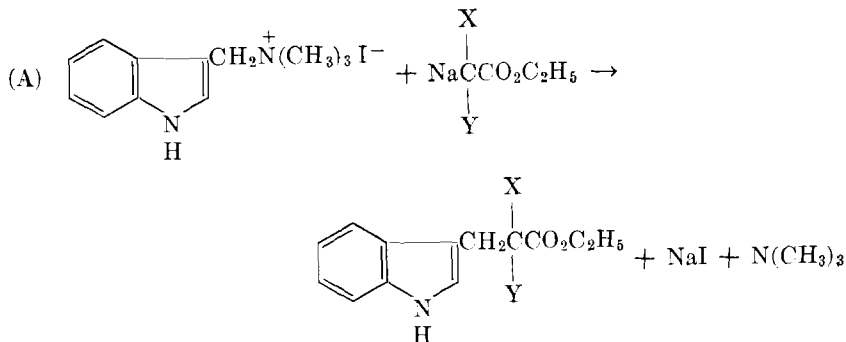


steps involve alkylation with loss of carbon dioxide, evolution of trimethylamine, and formation of hydrocinnamionitrile (XXXIII). Other products of the reaction are dibenzylacetonitrile (XXXIV) and dibenzylmethylamine.³⁹

No successful alkylation of malonic ester derivatives by means of phenolic Mannich bases has been reported,^{15a} but a Mannich base derived from quinaldine has been used with good results.^{39a}



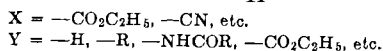
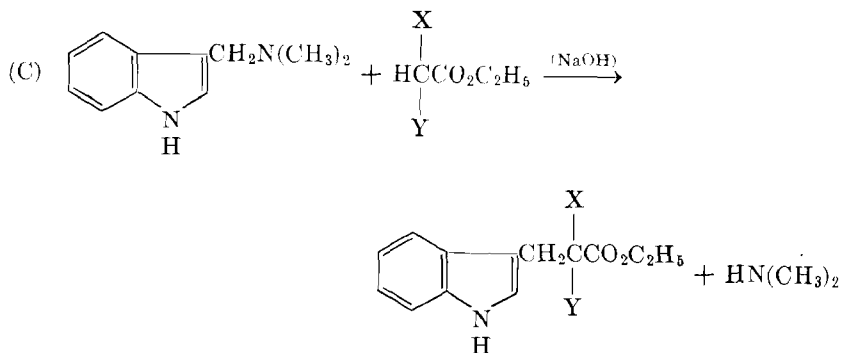
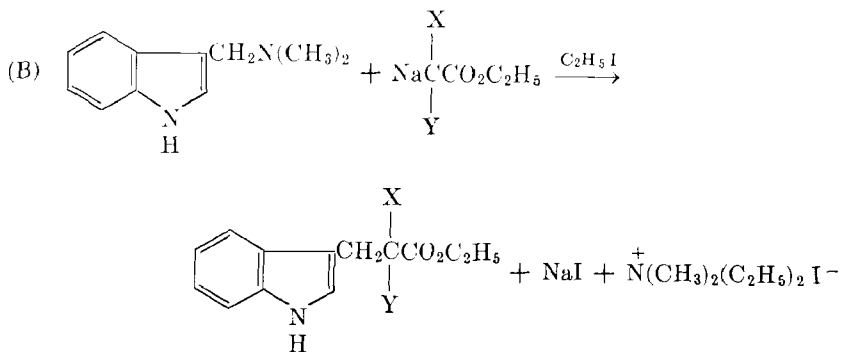
Alkylations of malonic ester derivatives by heterocyclic Mannich bases have been performed in three different ways. The first two methods involve the reaction of a quaternary salt of the Mannich base with the sodio derivative of the malonic ester. Either the preformed quaternary salt can be used⁷ (method A, essentially Robinson's method, p. 113), or the quaternary salt may be formed *in situ* by addition of dimethyl sulfate, methyl iodide, or ethyl iodide to the reaction mixture containing the Mannich base in solution⁴⁰ (method B, Albertson's method). In the third method, the Mannich base is heated with the malonic ester derivative either in an excess of the ester or in an inert solvent such as xylene, with or without a catalyst such as powdered sodium hydroxide⁴¹ (method C, essentially Mannich's method, p. 113).



^{39a} Boekelheide and Marinetti, *J. Am. Chem. Soc.*, **73**, 4015 (1951).

⁴⁰ Albertson, Archer, and Suter, *J. Am. Chem. Soc.*, **67**, 36 (1945).

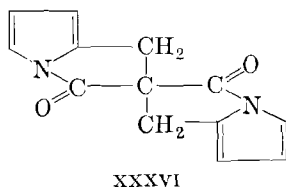
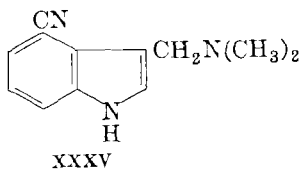
⁴¹ Howe, Zambito, Snyder, and Tishler, *J. Am. Chem. Soc.*, **67**, 38 (1945); Snyder, Howe, and Zambito, U. S. pat. 2,447,544 [*C. A.*, **42**, 6381b (1948)].



The Mannich bases of indole, such as gramine (VIIa), have been used in alkylations of cyanoacetic and malonic esters. Yields of 85% were obtained by method A,⁷ whereas by method C a 76% yield was obtained in the alkylation of malonic ester.⁷ Tricarbethoxymethane, in the absence of added catalyst, has been alkylated by gramine (procedure C, 67% yield).¹⁷

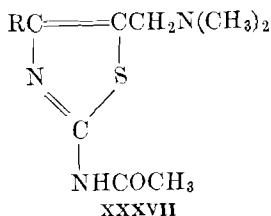
1-Methylgramine (XXI) can be used as an alkylating agent for malonic ester derivatives (procedure C), although yields are low (9–15%); again the ester acts as a quaternizing agent in these reactions, since tertiary amines containing the alkyl group of the ester are formed.³⁹ Added base seems to decrease the rate of the reaction without appreciably reducing the yields. Higher yields are obtained by use of the methiodide of 1-methylgramine and the sodio derivative of the malonic ester; best yields are obtained with cyanomalonic ester (51%) and tricarbethoxymethane.¹⁷ In these last two reactions water may be used as a solvent since the active methylene compounds are more acidic than water.

The sodium enolate of malonic ester has been alkylated with 4-cyanogranine (XXXV) in 65% yield by method B.⁴²



2-Dimethylaminomethylpyrrole can be used in alkylations of dimethyl malonate.^{43, 43a} Only method B gave acceptable yields of the simple monoalkylation product with diethyl malonate. With cyanoacetic ester, the dialkylation product was formed in 30% yield. Use of method C with malonic ester gave a 4% yield of a product thought to have structure XXXVI.

2-Acetamido-4-methyl-5-dimethylaminomethylthiazole (XXXVII, R = CH₃) hydrochloride alkylated sodiomalonic ester in 48% yield when an ethanol solution of the two salts was treated with dimethyl sulfate.⁴⁴



Chief interest in the alkylation of malonic ester derivatives with Mannich bases has been in the preparation of tryptophan (XXXVIII), analogs of tryptophan, and pyrrole (XXXIX) and thiazole (XL) analogs of phenylalanine by use of derivatives of aminomalonic or nitroacetic esters (p. 111).

Gramine (VIIa) methiodide reacts with the sodium enolate of diethyl acetamidomalonate (XLJ) in dioxane or ethanol forming diethyl skatylacetamidomalonate (XLIV) which can be hydrolyzed to (+, -)-tryptophan.⁴⁵ The sodium enolate of diethyl phthalimidomalonate (XLII) can also be alkylated with gramine methiodide.⁴⁶ Gramine ethiodide reacts similarly with the sodium enolate of diethyl acetamidomalonate (XLI)

⁴² Uhle, *J. Am. Chem. Soc.*, **71**, 761 (1949).

⁴³ Herz, Dittmer, and Cristol, *J. Am. Chem. Soc.*, **70**, 504 (1948).

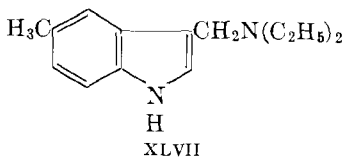
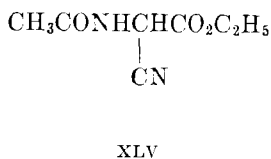
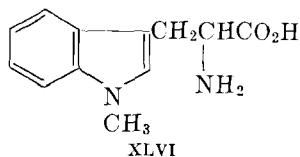
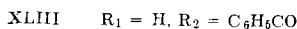
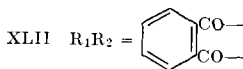
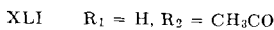
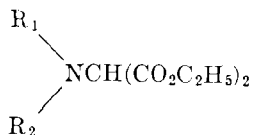
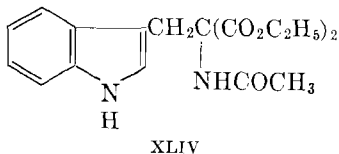
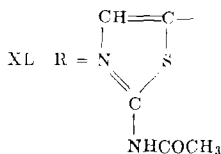
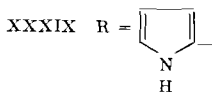
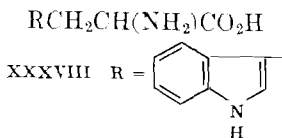
^{43a} Leonard and Burk, *J. Am. Chem. Soc.*, **72**, 2543 (1950).

⁴⁴ Albertson, *J. Am. Chem. Soc.*, **70**, 669 (1948).

⁴⁵ Snyder and Smith, *J. Am. Chem. Soc.*, **66**, 350 (1944).

⁴⁶ Snyder and Smith, U. S. pat. 2,447,545 [*C. A.*, **43**, 2643 (1949)].

or diethyl benzamidomalonate (XLIII).⁴⁷ The methiodide of 1-methylgramine (XXI) reacts with the sodium salt of acetamidocyanoacetic ester (XLV); the product, obtained in 69% yield, can be hydrolyzed to 1-methyltryptophan (XLVI).⁴⁸



Better yields of alkylation product are claimed when the quaternary salt is formed *in situ* (method B) by addition of two equivalents of ethyl iodide or dimethyl sulfate to a cooled mixture of the Mannich base with the sodio derivative of an amidomalonic ester in absolute ethanol.⁴⁹ Thus, with gramine (VIIa) and ethyl acetamidocyanoacetate (XLV) or diethyl acetamidomalonate (XLI) yields of 98% and 95% have been reported.^{40,49,50} Yields of 79–93% have been reported in alkylations of diethyl acetamidomalonate by this method with 2-, 4-, 5-, 6-, and 7-methylgramine.⁵¹ Ethyl acetamidocyanoacetate (XLV) was alkylated

⁴⁷ Albertson, Archer, and Suter, *J. Am. Chem. Soc.*, **66**, 500 (1944).

⁴⁸ Snyder and Eliel, *J. Am. Chem. Soc.*, **70**, 3855 (1948).

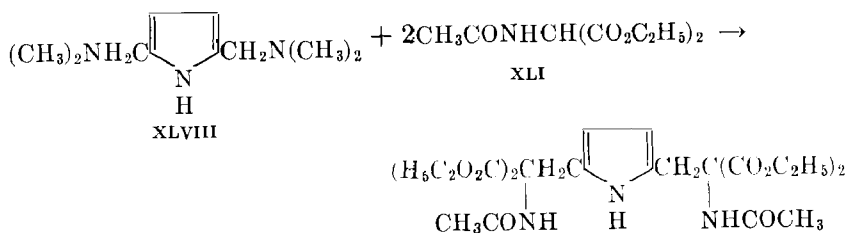
⁴⁹ Albertson and Tullar, *J. Am. Chem. Soc.*, **67**, 502 (1945).

⁵⁰ Albertson, Archer, and Suter, U. S. pats. 2,451,310 and 2,468,912 [*C. A.*, **43**, 1442, 5806 (1949)].

⁵¹ Rydon, *J. Chem. Soc.*, **1948**, 705; Rydon and Siddapa, *ibid.*, **1951**, 2462; Kornfeld, *J. Org. Chem.*, **16**, 806 (1951); Hamlin and Fischer, *J. Am. Chem. Soc.*, **73**, 5007 (1951).

by 3-diethylaminomethyl-5-methylindole (XLVII) in 87% yield by this method.⁵²

Yields of 90–94% were reported in alkylations by pyrrole Mannich bases of ethyl acetamidocyanoacetate (XLV) and diethyl acetamidomalonate (XLI), but a low yield was obtained with diethyl phthalimidomalonate (XLII).⁴³ Reaction of two moles of diethyl acetamidomalonate (XLI) with 2,5-bis(dimethylaminomethyl)pyrrole (XLVIII) occurs quantitatively by this method.⁴⁴



2-Acetamido-5-dimethylaminomethylthiazole (XXXVII, R = H) and the 4-methyl homolog (XXXVII, R = CH₃) have been used in alkylations of diethyl acetamidomalonate (XLI) in the presence of dimethyl sulfate.⁴⁴ Of interest in this case is the use of the Mannich base hydrochloride, together with a molar excess of sodium ethoxide (to neutralize the hydrogen chloride).

Method C gives good yields in alkylations of aminomalonic ester derivatives with indole Mannich bases. Diethyl skatylacetamidomalonate (XLIV) is obtained in 90% yield when gramine (VIIa) and diethyl acetamidomalonate (XLI) are heated in xylene with powdered sodium hydroxide.⁴¹ Lower yields are obtained in pyridine, in the absence of a solvent, or in the absence of a catalyst. Good to moderate yields are obtained when gramine (VIIa) is replaced by 3-diethylaminomethylindole (VII, R = C₂H₅) (85% yield) or 3-piperidinomethylindole (64%). Diethyl phthalimidomalonate (XLII) is alkylated to only a slight extent (10%) under the best of these conditions, but diethyl formamidomalonate gives the alkylation product in excellent yield (98%).^{52a} Satisfactory yields of alkylation products have been obtained by this method in alkylations of diethyl acetamidomalonate (XLI) and ethyl acetamidocyanoacetate (XLV) with 5-bromogramine,⁵³ 6-methylgramine,⁵⁴ and 3-diethylaminomethyl-2-carbethoxyindole (XLIX).⁵⁵

⁵² Jackman and Archer, *J. Am. Chem. Soc.*, **68**, 2105 (1946).

^{52a} Hellmann, *Z. physiol. Chem.*, **284**, 163 (1949); Vejdřek, *Chem. Listy*, **44**, 73 (1950) [*C. A.*, **45**, 8004 (1951)].

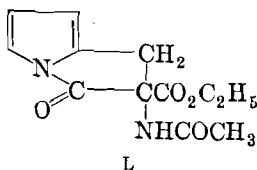
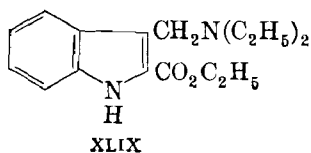
⁵³ Snyder, Parmeter, and Katz, *J. Am. Chem. Soc.*, **70**, 222 (1948).

⁵⁴ Snyder and Pilgrim, *J. Am. Chem. Soc.*, **70**, 3787 (1948).

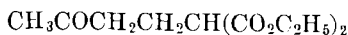
⁵⁵ Hegedűs, *Helv. Chim. Acta*, **29**, 1499 (1946); Swiss pat. 245,987 [*C. A.*, **43**, 6238 (1949)].

With 1-methylgramine (XXI), excess diethyl acetamidomalonate (XLI), and sodium, a total yield of only 12.5% of alkylation products is obtained.¹⁷

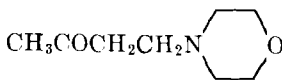
2-Dimethylaminomethylpyrrole reacts with diethyl acetamidomalonate (XLI) in toluene or xylene in the presence of sodium hydroxide to give a 70–80% yield of a product having the structure L.⁴³



Diethyl malonate reacts slowly with Mannich bases of acetone⁵⁶ (XXIV) and cyclohexanone⁵⁷ at room temperature in ethanol containing small amounts of sodium ethoxide to form the normal simple alkylation products in yields of 43% and 86%, respectively. A rather low yield (16%) of ethyl 2-carbethoxy-5-ketohexanoate (LI) was obtained by reaction of diethyl sodiomalonate with the methiodide of 1-morpholino-3-butanone (LII).⁵⁸ Powdered sodium hydroxide in xylene, as used in gramine alkylations (method C, p. 100), served as catalyst in an alkylation of diethyl malonate with a Mannich base of 2-phenylcyclohexanone (50% yield).^{58a}

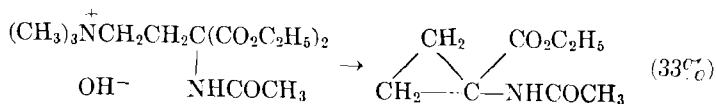


LI



LII

Reactions of ketonic Mannich bases with derivatives of amino-malonic ester or tricarbethoxymethane have not been reported. However, the following intramolecular reaction with a derivative of acetamidomalonic ester has led to a cyclopropane derivative.^{58b}



Methyl and ethyl cyanoacetate have been alkylated with the Mannich bases of 1-nitropropane, but the yields are not high (16–23%).^{21a}

⁵⁶ Mannich and Fourneau, *Ber.*, **71**, 2090 (1938).

⁵⁷ Mannich and Koch, *Ber.*, **75**, 803 (1942).

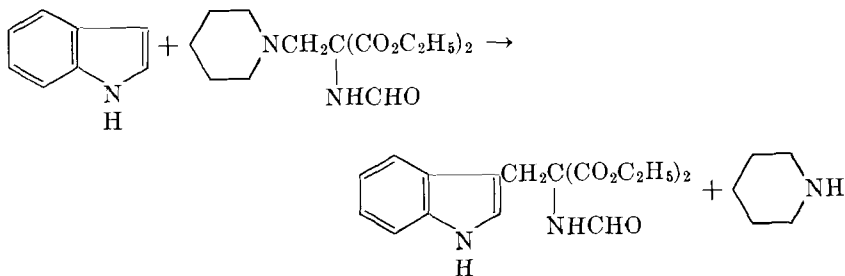
⁵⁸ Harradence and Lions, *J. Proc. Roy. Soc. N. S. Wales*, **72**, 233 (1939) [*C. A.*, **33**, 5855 (1939)].

^{58a} Bachmann and Wick, *J. Am. Chem. Soc.*, **72**, 3388 (1950).

^{58b} Rinderknecht and Niemann, *J. Am. Chem. Soc.*, **73**, 4259 (1951).

An Alkylation of Indole

Indole reacts with diethyl piperidinomethylformamidomalonate to give diethyl skatylformamidomalonate⁵⁹ which is readily hydrolyzed to tryptophan in one step.^{52a} The alkylation proceeds best in xylene



solution with a sodium hydroxide catalyst (76%); lower yields are obtained in other aromatic hydrocarbon solvents. In the absence of the basic catalyst, 3-piperidinomethylindole (VII, R₂ = pentamethylene) is the principal or exclusive product. Other alkylations with Mannich bases of formamidomalonic ester have been reported.^{59a,b} Indole has also been alkylated with diethylaminoacetonitrile.^{59c}

Amine Replacement Reactions of Quaternary Salts with Organometallic Compounds

Only a few reactions of Grignard and organolithium reagents with quaternary ammonium salts resulting in displacement of the ammonium nitrogen by the alkyl group of the organometallic reagent are on record. The reaction apparently has not been studied extensively. 9-Fluorenyllithium reacts with tetramethylammonium chloride to yield 9-methylfluorene in unspecified yield.³⁸ Phenyllithium reacts in a different fashion.⁶⁰ From the reaction of phenyllithium with benzyltrimethylammonium bromide, no diphenylmethane was isolated; the latter was apparently metallated as formed and further alkylated by the quaternary salt to 1,1,2-triphenylethane. α -Phenylethyldimethylamine was

⁵⁹ Butenandt, Hellmann, and Renz, *Z. physiol. Chem.*, **284**, 175 (1949); C. Y. Meyers, doctoral thesis, University of Illinois, Urbana, Ill., 1951.

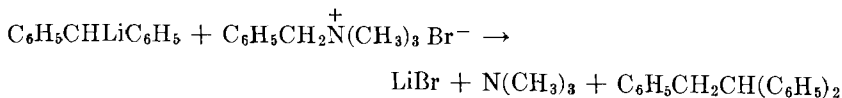
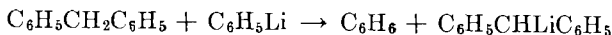
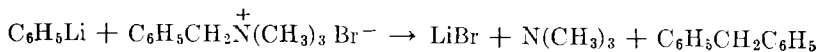
^{59a} Hellmann and Brendle, *Z. physiol. Chem.*, **287**, 235 (1951).

^{59b} Hellmann and Renz, *Chem. Ber.*, **84**, 901 (1951).

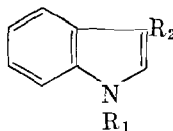
^{59c} N. J. Murphy, bachelor's thesis, University of Notre Dame, Notre Dame, Ind., 1952.

⁶⁰ Wittig and co-workers, *Ann.*, **555**, 133 (1944); **557**, 193 (1947). For a review see: Wittig, *Angew. Chem.*, **63**, 15 (1951).

also obtained.⁶¹ The methiodide of 1-methylgramine (XXI) reacts with methylmagnesium iodide and with phenylmagnesium bromide in refluxing dibutyl ether to yield 1-methyl-3-ethylindole (LIII) and



1-methyl-3-benzylindole (LIV).⁶² The methiodide of gramine (VIIa) similarly yields 3-ethylindole (LV), 3-benzylindole (LVI), and 3-phenethylindole (LVII), although in poor yield; a by-product with the composition and properties of *sym*-3,3-diindolyethane (LVIII) is presumably formed by a coupling reaction (equation on p. 133). 3-Benzylindole was obtained in only 3% yield when the tertiary amine gramine was treated with phenylmagnesium bromide. Attempts to extend the reaction with organometallic reagents to a number of other Mannich bases and quaternary salts were unsuccessful.⁶² N,N'-Benzaldipiperidine (LIX,



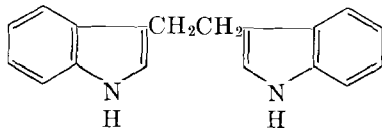
LIII $\text{R}_1 = \text{CH}_3$, $\text{R}_2 = \text{C}_2\text{H}_5$

LIV $\text{R}_1 = \text{CH}_3$, $\text{R}_2 = \text{C}_6\text{H}_5\text{CH}_2$

LV $\text{R}_1 = \text{H}$, $\text{R}_2 = \text{C}_2\text{H}_5$

LVI $\text{R}_1 = \text{H}$, $\text{R}_2 = \text{C}_6\text{H}_5\text{CH}_2$

LVII $\text{R}_1 = \text{H}$, $\text{R}_2 = \text{C}_6\text{H}_5\text{CH}_2\text{CH}_2$



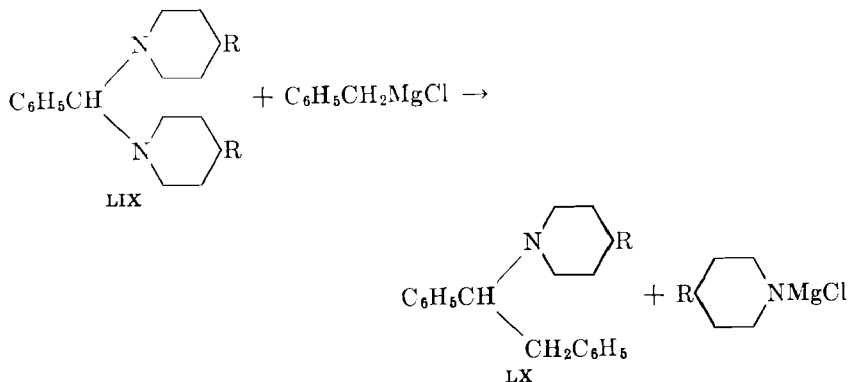
LVIII

$\text{R} = \text{H}$) and N,N'-benzaldi- γ -pipercoline (LIX, $\text{R} = \text{CH}_3$) react with benzylmagnesium chloride to give 1-piperidino-1,2-diphenylethane (LX, $\text{R} = \text{H}$) and 1-(γ -pipercolino)-1,2-diphenylethane (LX, $\text{R} = \text{CH}_3$) in 18 and 14% yield, respectively.⁶³

⁶¹ Wittig, Mangold, and Felletschin, *Ann.*, **560**, 116 (1948).

⁶² Snyder, Eliel, and Carnahan, *J. Am. Chem. Soc.*, **73**, 970 (1951).

⁶³ Goodson and Christopher, *J. Am. Chem. Soc.*, **72**, 358 (1950).

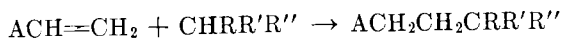


MECHANISM OF THE REACTION

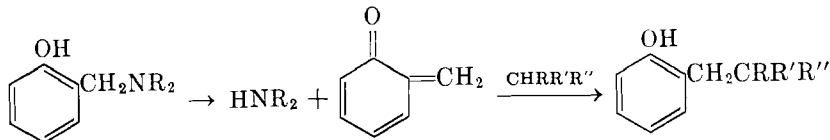
The path by which alkylations with tertiary amines and quaternary ammonium salts proceed has not yet been definitely established, and any statements concerning the mechanism of the reaction are therefore speculative.

Alkylations with Tertiary Amines

The mechanism that has most frequently been proposed for alkylations with tertiary amines involves the elimination of a secondary amine, resulting in the formation of an unsaturated compound which undergoes addition of the species to be alkylated.



A scheme of this type was first proposed for alkylations with phenolic Mannich bases by von Auwers.⁶⁴⁻⁶⁸ The hypothetical intermediate is a methylenequinone whose formation involves 1,4- or 1,6-elimination.



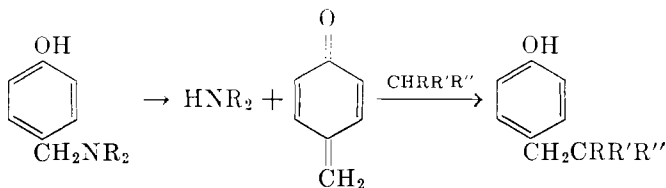
⁶⁴ v. Auwers, *Ber.*, **36**, 1878 (1903).

⁶⁵ v. Auwers, *Ann.*, **344**, 131 (1906).

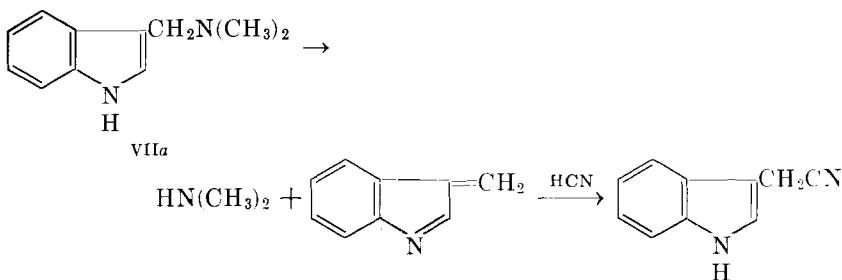
⁶⁶ v. Auwers and Bullmann, *Ber.*, **59**, 2719 (1926).

⁶⁷ Snyder and Brewster, *J. Am. Chem. Soc.*, **70**, 4230 (1948).

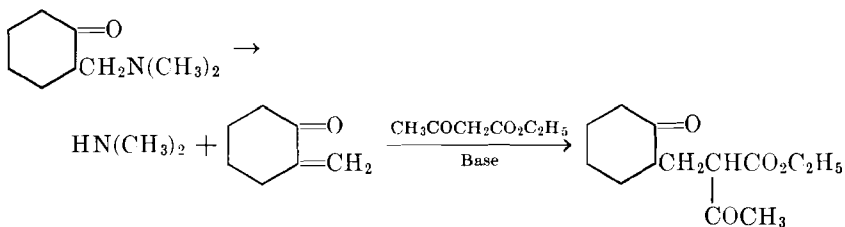
⁶⁸ Dalglish, *J. Am. Chem. Soc.*, **71**, 1697 (1949).



A similar scheme has been proposed⁹ for alkylations with gramine (VIIa).



1,2-Elimination may be the first step in alkylations with ketonic Mannich bases.²⁴



For the ketonic Mannich bases, the elimination-addition mechanism is supported by the facts that these compounds will yield α,β -unsaturated ketones by elimination of secondary amines^{61, 69, 70, 71} and that α,β -unsaturated ketones will add active methylene compounds (Michael reaction).

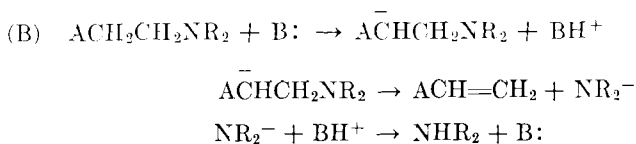
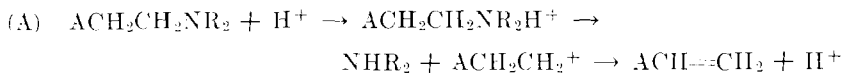
The elimination of the secondary amine may be either an acid-catalyzed E_1 (mechanism A) or a base-catalyzed E_2 (mechanism B) reaction.⁷² In the simple elimination reactions of ketonic Mannich

⁶⁹ Mannich and co-workers, *Ber.*, **53**, 1874 (1920); **55**, 356, 3510 (1922); **57**, 1116 (1924); **74**, 554 (1941).

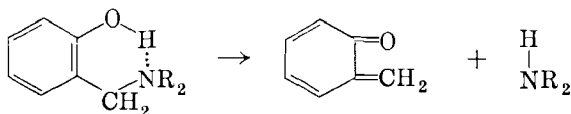
⁷⁰ Mannich and Hönig, *Arch. Pharm.*, **265**, 598 (1927).

⁷¹ Harradence and Lions, *J. Proc. Roy. Soc. N. S. Wales*, **72**, 284 (1939) [*C. A.*, **33**, 6825 (1939)].

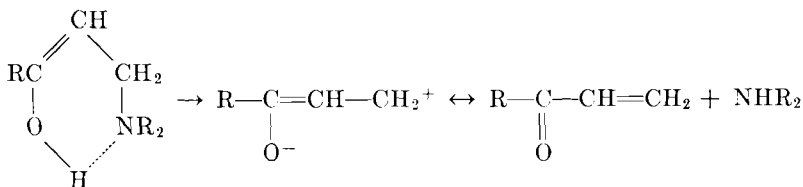
⁷² Remick, *Electronic Interpretations of Organic Chemistry*, 2nd ed., p. 424, John Wiley & Sons, 1949.



bases, both acid catalysis^{69,70} and base catalysis^{61,73} have been observed. It is also possible that reaction occurs between two molecules of the Mannich base, one acting as an acid and the other as a base. Still another possibility with ketonic and *ortho*-substituted phenolic Mannich bases is an *intramolecular* elimination involving a chelate intermediate.



Only the enolic form of a ketonic Mannich base is capable of chelation.



An attempt to obtain spectral evidence for the existence of this type of intermediate has, however, failed.⁷⁴

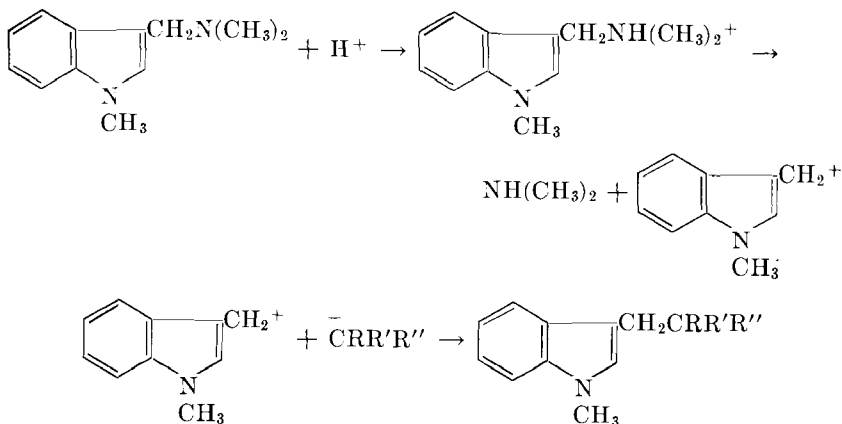
The Michael addition of an active methylene compound to an activated unsaturated species is known to be base catalyzed. The over-all alkylation reaction would therefore be expected to be either base or acid-base catalyzed, and this is actually found to be so. Since one of the reactants is itself quite basic, the addition of an extrinsic basic catalyst is sometimes unnecessary or even undesirable.^{17,19,20} In the alkylation of dibenzoylmethane by 1-morpholinomethyl-2-naphthol (XXVII), the reaction is known to be catalyzed by added hydrochloric acid.²³

The facts that benzyldimethylamine and 1-methylgramine (XXI) will alkylate methyl cyanoacetate and tricarbethoxymethane and that 1-methylgramine will alkylate diethyl acetamidomalonate (XLI),^{17,39} although these amines are structurally incapable of reacting by an

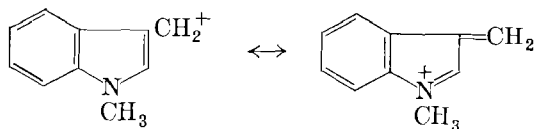
⁷³ Bruylants, *Bull. soc. chim. Belg.*, **32**, 256 (1923).

⁷⁴ Brewster, unpublished observations.

elimination-addition mechanism, have been satisfactorily explained by demonstrating that alkylation is preceded by quaternization³⁹ (p. 118). However, 1-methylgramine (XXI) also alkylates secondary amines⁷⁵ and 1-methylindole,¹⁷ and these reactions (like the reaction of 2-dimethylaminomethyl-2-nitropropane with piperidine^{21a}) cannot be explained as alkylations with quaternary salts; they will take place only in the presence of acids⁷⁵ and might therefore proceed by a path resembling that of mechanism A above (p. 128). It should be noted that one of the intermediates in this mechanism is a carbonium ion and that the loss of a proton from this ion to form the unsaturated compound is not essential, since the carbonium ion itself could be the alkylating agent.



One would expect the carbonium ion postulated in this mechanism to be stabilized by resonance.



Other types of Mannich bases may react by the same path.

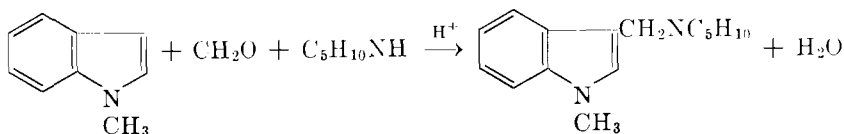
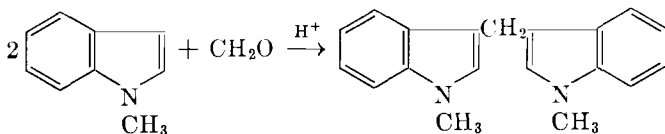
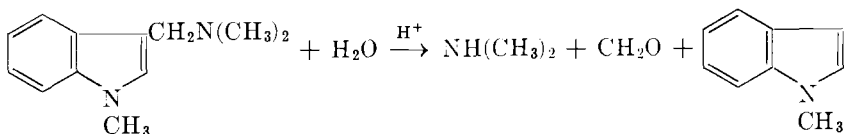
Another possible path for the alkylation reactions with 1-methylgramine hydrochloride, the hydrochloride of 2-dimethylaminomethyl-2-nitropropane (p. 139) and the Mannich base of diethyl formamidomalonate (p. 124), none of which can react by elimination-addition, is a complete reversal of the Mannich reaction,^{55a, 65, 76, 77} followed by re-

⁷⁵ Snyder and Eliel, *J. Am. Chem. Soc.*, **70**, 4233 (1948).

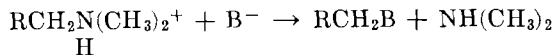
⁷⁶ Mannich and Kather, *Arch. Pharm.*, **257**, 18 (1919).

⁷⁷ Kermack and Muir, *J. Chem. Soc.*, **1931**, 3089.

combination of the fragments. This may also be the path of alkylations with diethylaminoacetonitrile.^{59a, c}



As a further possibility, alkylation reactions with tertiary amines may involve a nucleophilic displacement. Such a path seems less likely in



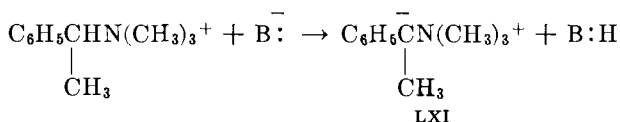
view of the fact that the base would be expected to abstract a proton from the ammonium salt rather than displace a dimethylamine molecule.

Alkylations with Quaternary Salts

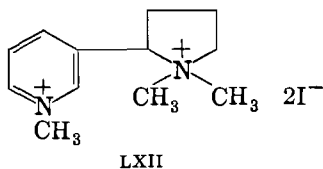
It has been proposed that alkylations with quaternary salts of ketonic Mannich bases proceed by the same elimination-addition mechanism as alkylations with the Mannich bases themselves. The elimination step might be of the E_1 type (loss of a tertiary amine followed by loss of a proton) or of the E_2 type (abstraction of a proton followed by loss of a tertiary amine). β -Dimethylaminopivalophenone (XV), a ketonic Mannich base that is structurally incapable of undergoing amine elimination, will not act as an alkylating agent.¹¹ On the other hand there are numerous quaternary ammonium salts that act as alkylating agents although they show no tendency to undergo amine elimination, viz., quaternary salts of benzyldialkylamines,^{4, 6, 7, 39} substituted benzyldialkylamines,^{2, 6} and 1-methylgramine (XXI).^{9, 17, 48} It therefore appears that elimination-addition is not the only path by which alkylation reactions

with quaternary bases may proceed, the alternative being direct substitution. It might be noted that β -dimethylaminopivalophenone (XV) is an amine of the neopentyl type and would therefore not be expected to undergo bimolecular substitution reactions readily.

The question whether the substitution is of the S_N1 or S_N2 type⁷⁸ has not been answered definitely for carbon-carbon alkylations. It has been found that the pyrolysis of (+)- α -phenylethyltrimethylammonium acetate to α -phenylethyl acetate proceeds with complete or almost complete inversion,² but in carbon alkylations with the active quaternary iodide, VI, both the product and recovered starting material were racemized.² Thus, although the reaction of the quaternary acetate is of the S_N2 type, no conclusions can be arrived at with regard to the mechanism of the carbon alkylation since racemization may have been due to abstraction of a proton from the α -carbon by the basic catalyst with concomitant loss of asymmetry. Dipolar ions of the type represented by LXI and known as "alkylides" have been observed in other in-



stances;^{38, 60} a similar ion is probably responsible for the racemization of optically active nicotine dimethiodide (LXII) by aqueous base at 100°.^{61, 79}



Allylic rearrangements have been observed in alkylations of sodium cyanide with the methiodide of 1-methylgramine (IX)⁹ (p. 107) and furfuryltrimethylammonium iodide¹⁰ (p. 107). It is of interest that the ratio of rearranged to normal product in the latter reaction is much smaller than in the alkylation of sodium cyanide with furfuryl chloride.^{80, 81} Whereas it formerly was thought that allylic rearrangements were indicative of carbonium-ion intermediates, it is now recognized that they may occur even in reactions that are subject to second-order

⁷⁸ See ref. 72, p. 74.

⁷⁹ Späth and Bobenberger, *Ber.*, **77**, 362 (1944).

⁸⁰ Runde, Scott, and Johnson, *J. Am. Chem. Soc.*, **52**, 1284 (1930).

⁸¹ Reichstein, *Ber.*, **63**, 749 (1930).

kinetics.⁸² Therefore the occurrence of such rearrangements in alkylations with quaternary ammonium salts is not necessarily indicative of an S_N1 (carbonium ion) mechanism.

Further experimentation is needed for definite elucidation of the exact mechanism by which these reactions proceed.

RELATED REACTIONS

It seems desirable, for the sake of completeness, to describe briefly the more important reactions of carbon, nitrogen, oxygen, sulfur, and halogen alkylation by amine replacement, which for various reasons have not been considered in detail in the preceding sections and are omitted from the tables. The following résumé does not pretend to be complete, and only leading references are listed.

Carbon-Carbon Alkylations

The carbon-carbon alkylation reactions of labile amino compounds that were not reviewed in detail fall into the following five categories: (a) those in which intermolecular "self-alkylation" occurs; (b) those in which intramolecular "self-alkylation" or rearrangement occurs; (c) those in which the carbon-nitrogen bond broken is one of the bonds of a heteroaromatic system; (d) those in which the carbon-nitrogen bond broken is found in a diaminomethane; (e) those in which the new carbon-carbon bond formed is part of an ethylenic double bond. Examples of each of the more important types of these reactions are given below.

Intermolecular Self-Alkylations. *Self-Alkylation of Phenolic and Indole Mannich Bases.* Auwers and his co-workers^{14, 64, 66, 83-85} found that *o*- and *p*-hydroxybenzylamines (many of which cannot be made by the Mannich reaction) readily form diarylmethanes by the loss of formaldehyde and two moles of amine in weakly alkaline solution, according to the equation on p. 109. This reaction is prominent in attempts to use phenolic Mannich bases as alkylating agents.^{12, 15} A similar reaction occurs when 1-methylgramine (XXI) is used in alkylations of malonic ester derivatives or when the hydrochloride or methiodide of 1-methylgramine is heated in dilute aqueous alkali.¹⁷ The Mannich bases ob-

⁸² Kepner, Winstein, and Young, *J. Am. Chem. Soc.*, **71**, 115 (1949).

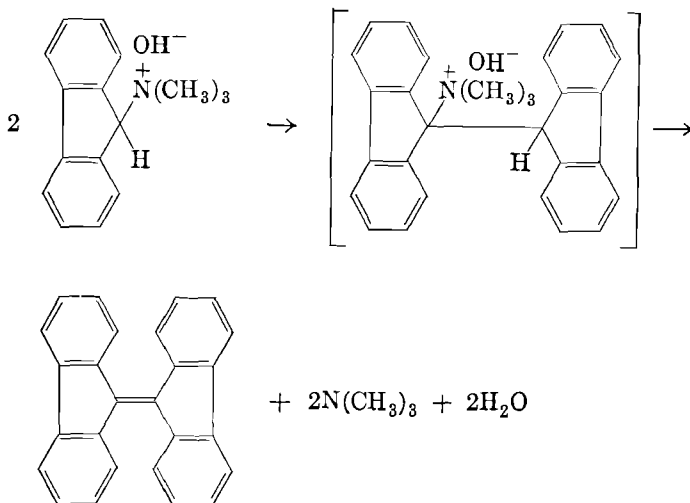
⁸³ v. Auwers and Senter, *Ber.*, **29**, 1120 (1896).

⁸⁴ v. Auwers and co-workers, *Ber.*, **28**, 2910 (1895); **29**, 1110 (1896).

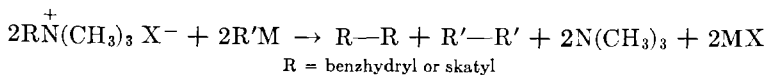
⁸⁵ v. Auwers and co-workers, *Ann.*, **344**, 141, 171, 194, 227, 257 (1906).

tained by condensing indoles, benzaldehyde, and aromatic amines undergo similar reactions when heated with dilute hydrochloric acid.^{86, 87, 88}

Self-Alkylation of 9-Fluoryltrimethylammonium Hydroxide. Trimethylfluorylammonium hydroxide forms, among other products, dibiphenyleneethylene when heated.⁸⁹ The hydrogen atom at the 9 position of the fluorene residue is activated by two aromatic residues and a quaternary ammonium grouping; this hydrogen atom is probably replaced in an alkylation process. The primary product formed by such a reaction is a quaternary ammonium hydroxide, which would be expected to undergo a particularly easy amine elimination. (See ref. 91a for a similar reaction.)



Coupling of Quaternary Ammonium Salts. When quaternary salts of gramine⁶² (VIIa) or benzhydryldimethylamine⁶¹ are treated with organometallic reagents, one of the reactions that occurs is coupling of the reactive alkyl residues of the amines.



This reaction resembles the coupling of benzyl halides by Grignard reagents.

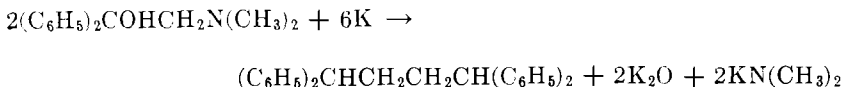
⁸⁶ Passerini and Bonciani, *Gazz. chim. ital.*, **63**, 138 (1933).

⁸⁷ Passerini and Albani, *Gazz. chim. ital.*, **65**, 933 (1935).

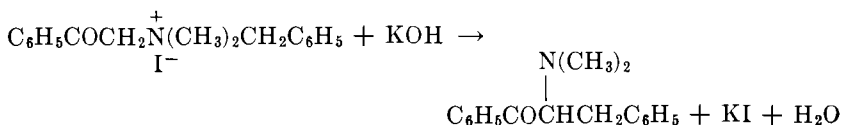
⁸⁸ Neri, *Gazz. chim. ital.*, **64**, 420 (1934).

⁸⁹ Ingold and Jessop, *J. Chem. Soc.*, **1929**, 2357; **1930**, 713.

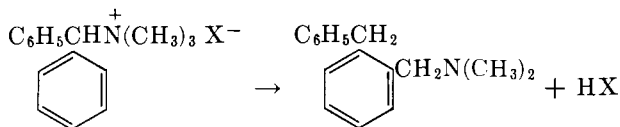
Reductive Coupling of Ethanolamines. This rather specific reaction was discovered by Wittig and co-workers.⁶¹



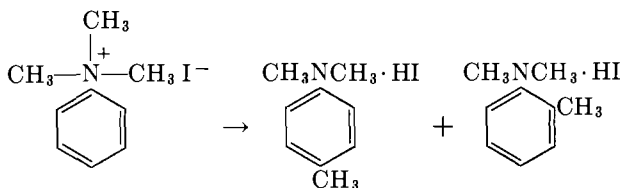
Intramolecular Self-Alkylations. *The Stevens Rearrangement.*^{60, 61, 89a-91}



The Sommelet Rearrangement.^{61, 91a, 92}



The Hofmann-Martius Rearrangement.^{93, 94, 95}



Some quaternary salts of phenolic Mannich bases, in which the amino group is present in an aniline derivative, rearrange readily in alkaline solution to form substituted benzylanilines.^{66, 83, 96, 97}

^{60a} Stevens and co-workers, *J. Chem. Soc.*, **1928**, 3193; **1930**, 2107, 2119; **1932**, 55, 1926, 1932; **1934**, 279.

⁹⁰ Campbell, Houston, and Kenyon, *J. Chem. Soc.*, **1947**, 93. Bock, Smith, and Auten, Atlantic City Meeting of the American Chemical Society, 1949, *Abstracts*, p. 70M.

⁹¹ Dahn and Solms, *Helv. Chim. Acta*, **34**, 907 (1951); Brewster and Kline, *J. Am. Chem. Soc.*, **74**, 5179 (1952).

^{91a} Kantor and Hauser, *J. Am. Chem. Soc.*, **73**, 4122 (1951).

⁹² Sommelet, *Compt. rend.*, **205**, 56 (1937).

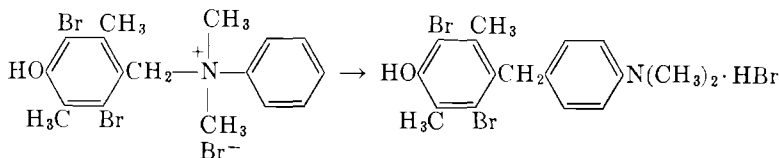
⁹³ Hickinbottom and Ryder, *J. Chem. Soc.*, **1931**, 1281.

⁹⁴ Hey, *J. Chem. Soc.*, **1931**, 1581.

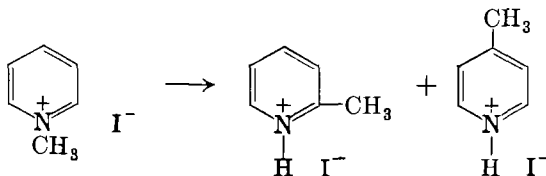
⁹⁵ Wittig and Merkle, *Ber.*, **76**, 109 (1943).

⁹⁶ Zincke and Hunke, *Ann.*, **349**, 83 (1906); v. Auwers, *Ann.*, **334**, 264 (1904).

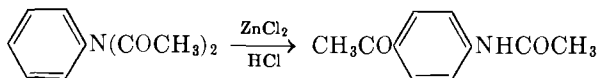
⁹⁷ Corley and Blout, *J. Am. Chem. Soc.*, **69**, 761 (1947).



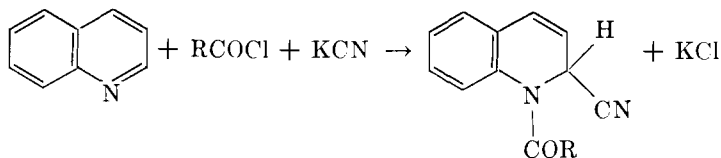
The Ladenburg Rearrangement.^{98, 99}



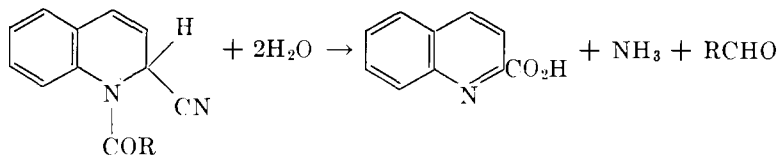
*The Rearrangement of Diacylanilines.*¹⁰⁰



Reactions in Which the Carbon-Nitrogen Bond Broken Is One of the Bonds of a Heteroaromatic System. *The Reissert Reaction.*^{101, 102}



The products of this reaction (so-called Reissert compounds) are usually employed in the synthesis of aldehydes.



⁹⁸ Ladenburg, *Ber.*, **16**, 1410, 2057 (1883); *Ann.*, **247**, 1 (1888).

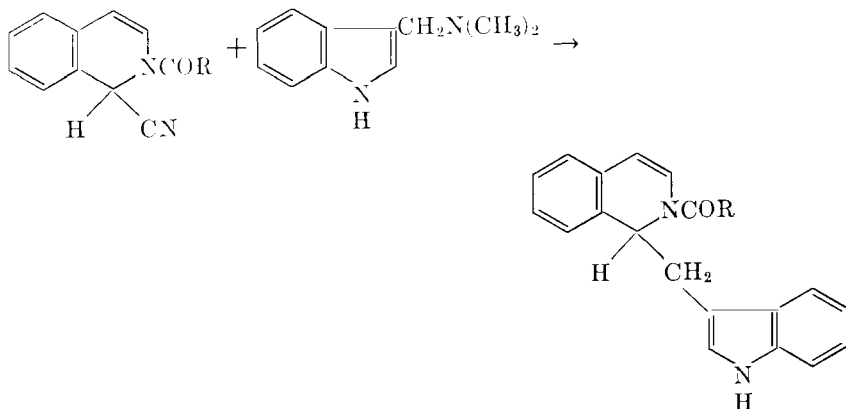
⁹⁹ Crook, *J. Am. Chem. Soc.*, **70**, 416 (1948).

¹⁰⁰ Chapman, *J. Chem. Soc.*, **127**, 2818 (1925).

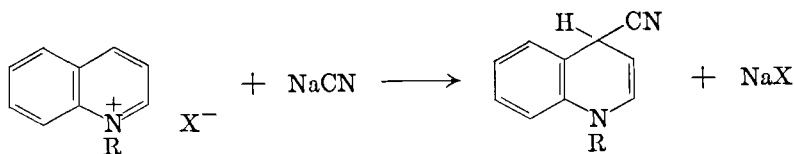
¹⁰¹ Reissert, *Ber.*, **35**, 1603 (1905); Sugawara and Tsuda, *J. Pharm. Soc., Japan*, **56**, 103 (1936) [*C. A.*, **32**, 5836 (1938)]; Grosheintz and Fischer, *J. Am. Chem. Soc.*, **63**, 2021 (1941); Woodward, *ibid.*, **62**, 1626 (1940); McEwen and Hazlett, *ibid.*, **71**, 1949 (1949).

¹⁰² Manske, *Chem. Revs.*, **30**, 113, 145 (1942).

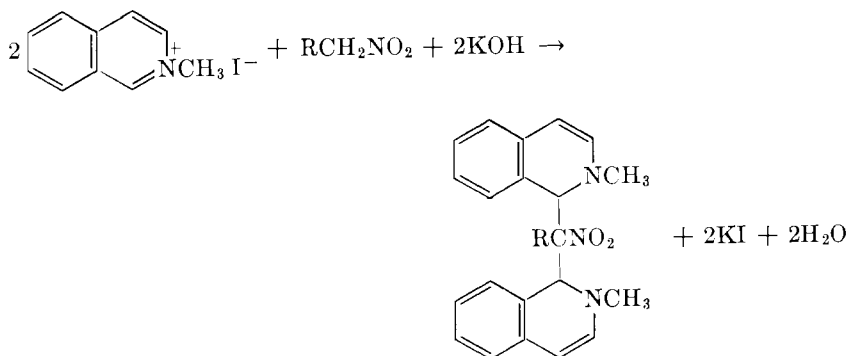
The Reissert compounds may also be alkylated by Mannich bases.^{102a}



The Reaction of Alkali Cyanides with Alkylpyridinium Salts.^{102, 103}



*The Reaction of Nitro Compounds with Alkylpyridinium Salts.*¹⁰⁴

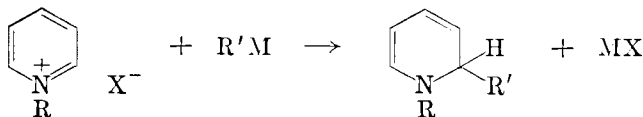


^{102a} Boekelheide and Ainsworth, *J. Am. Chem. Soc.*, **72**, 2134 (1950).

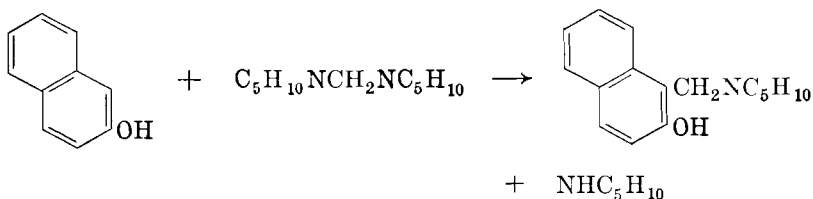
¹⁰³ Kaufmann, *Ber.*, **51**, 116 (1918); Leonard and Foster, *J. Am. Chem. Soc.*, **74**, 2110, 3671 (1952).

¹⁰⁴ Leonard and Leubner, *J. Am. Chem. Soc.*, **71**, 3405 (1949); Leonard, Leubner, and Burk, *J. Org. Chem.*, **15**, 979 (1950); Leonard, DeWalt, and Leubner, *J. Am. Chem. Soc.*, **73**, 3325 (1951).

The Reaction of Pyridines and Pyridinium Salts with Organometallic Compounds.^{105, 106}

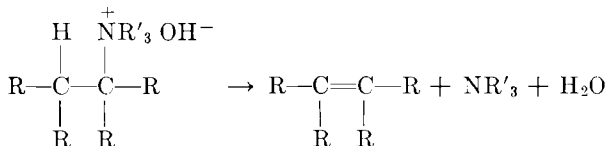


Reactions in Which the Carbon-Nitrogen Bond Broken Is Located in a Diaminomethane.^{23, 63, 107, 108}



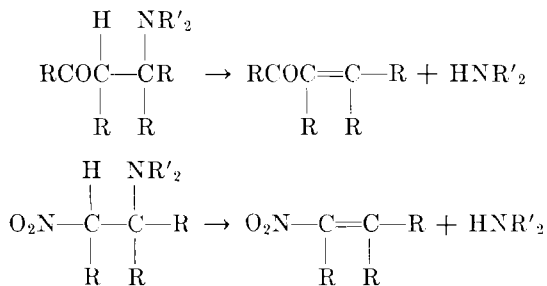
This is a modification of the customary form of the Mannich reaction.¹

Reactions in Which the New Carbon-Carbon Bond Is Part of an Ethylenic Double Bond (Amine Elimination Reactions). *The Hofmann "Exhaustive Methylation" Reaction.*



No adequate summary of the vast amount of data on this reaction is available at this time.

Amine Elimination Reactions of β -Amino Carbonyl and Nitro Compounds.^{69, 70, 71, 109, 110}



¹⁰⁵ Bergstrom, *Chem. Revs.*, **35**, 77 (1944).

¹⁰⁶ Gilman and co-workers, *J. Am. Chem. Soc.*, **69**, 877 (1947); **70**, 2809, 3316 (1948); **73**, 774 (1951). Also Evans and Allen, *Org. Syntheses, Coll. Vol. 2*, 517 (1943).

¹⁰⁷ Feldman and Wagner, *J. Org. Chem.*, **7**, 31 (1942).

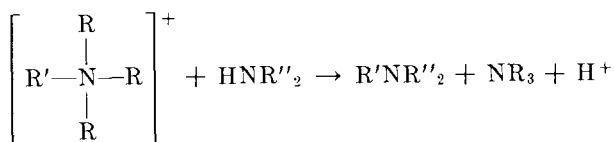
¹⁰⁸ E. Underhill, doctoral thesis, University of Illinois, Urbana, Ill., 1949.

¹⁰⁹ Cromwell, *Chem. Revs.*, **38**, 83 (1946).

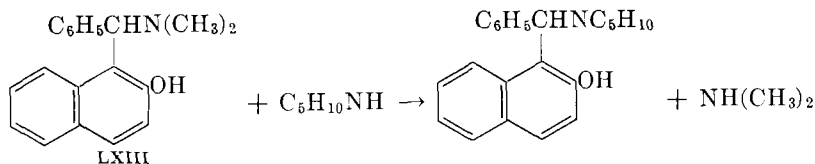
¹¹⁰ Blomquist and Shelley, *J. Am. Chem. Soc.*, **70**, 147 (1948).

Nitrogen Alkylations

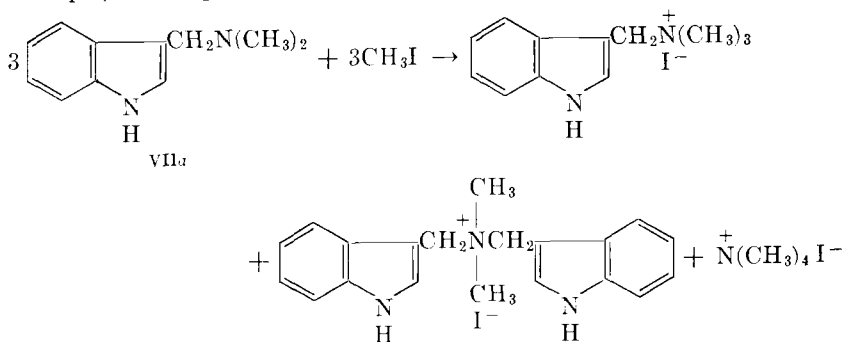
Amine Exchange Reactions of Quaternary Salts. When many quaternary ammonium salts, particularly those containing benzyl, allyl, or methyl groups, are heated with ammonia or with primary or secondary amines, an exchange of amino groups takes place.^{10, 15, 16, 111, 112, 113}



Amine Exchange Reactions of Mannich Bases. Simple amine exchange reactions have been observed with Mannich bases of nitroalkanes,^{21a, 114} indole⁴¹ (VII), phenols,^{15a} and ketones,^{67, 115} as well as with the benzaldehyde Mannich bases of β -naphthol⁶⁷ (LXIII).



Quaternary salts of some Mannich bases (e.g., those of indole, VII, and those of acetophenone, XXV) react readily by amine exchange with tertiary amines (including Mannich bases) to give new quaternary salts. This reaction may be important as a side reaction in the quaternization of Mannich bases by means of such reagents as methyl iodide,^{6b} for example, in the quaternization of gramine.



¹¹¹ Scholtz, *Ber.*, **24**, 2402 (1891); **31**, 414, 1700 (1898).

¹¹² v. Braun and co-workers, *Ann.*, **445**, 247 (1925); *Ber.*, **59**, 1786, 2330 (1926).

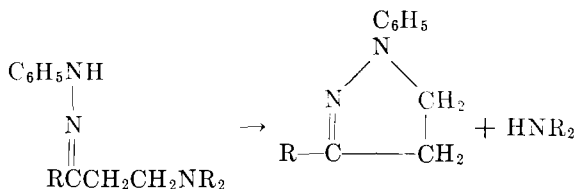
¹¹³ Hultquist and co-workers, *J. Am. Chem. Soc.*, **70**, 23 (1948).

¹¹⁴ Duden, Bock, and Reid, *Ber.*, **38**, 2036 (1905).

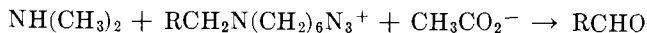
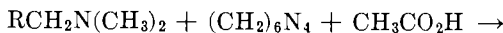
¹¹⁵ Denton, Schedl, Neier, and Brookfield, *J. Am. Chem. Soc.*, **72**, 3792 (1950).

Compounds that do not permit amine elimination, such as α -dimethylaminomethyl- β -methoxynaphthalene² (IV, R = CH₃), β -dimethylaminopivalophenone¹¹ (XV), 1-methylgramine⁷⁵ (XXI), and 2-dimethylaminomethyl-2-nitropropane^{21a} do not undergo an amine exchange reaction in the absence of added acid catalyst, such as hydrogen chloride or boron trifluoride.⁷⁵

Formation of Pyrazolines from Ketonic Mannich Bases. The phenylhydrazones of ketonic Mannich bases form pyrazolines by internal amine exchange under conditions similar to those required for phenylhydrazone formation.^{1, 116-120}



Conversion of Mannich Bases into Aldehydes. In an extension of the amine exchange reactions of Mannich bases, the base in acetic acid solution is allowed to react with hexamethylene tetramine.¹²¹ The intermediate quaternary salt decomposes to yield an aldehyde.



This process, which resembles the Sommelet reaction¹²² for converting benzyl halides into aromatic aldehydes, has been applied successfully to the Mannich bases of indole, 2-phenylindole, 2-carbethoxyindole, phenol, and β -naphthol, but has failed with Mannich bases of acetophenone, pyrrole, and 2-nitro-3-methylthiophene as well as 2-nitropropane. It was successful also with benzylamine and N-methylbenzylamine, but not with N,N-dimethylbenzylamine.

¹¹⁶ Mannich and Bauroth, *Ber.*, **57**, 1108 (1924).

¹¹⁷ Nisbet and Gray, *J. Chem. Soc.*, **1933**, 839.

¹¹⁸ Levy and Nisbet, *J. Chem. Soc.*, **1938**, 1053, 1572.

¹¹⁹ Nisbet, *J. Chem. Soc.*, **1938**, 1237, 1568; **1945**, 126.

¹²⁰ Harradence and Lions, *J. Proc. Roy. Soc. N. S. Wales*, **73**, 14 (1939) [*C. A.*, **33**, 8196 (1939)].

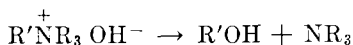
¹²¹ Snyder, Swaminathan, and Sims, *J. Am. Chem. Soc.*, **74**, 5110 (1952).

¹²² Sommelet, *Compt. rend.*, **157**, 852 (1913); Angyal and co-workers, *J. Chem. Soc.*, **1949**, 2700, 2704; **1950**, 2141.

Oxygen Alkylations

Formation of Alcohols from Quaternary Ammonium Hydroxides.

Quaternary ammonium hydroxides, when heated strongly, may form alcohols rather than olefins, particularly when benzyl, allyl, or, in some cases, methyl groups are present and when no radicals, such as ethyl or phenethyl, that lead to easy formation of olefins are present.¹²³⁻¹²⁷



The formation of pseudobases from pyridinium hydroxides is formally similar to the formation of alcohols from quaternary ammonium hydroxides.^{128, 129}

Formation of Ethers from Quaternary Ammonium Phenoxides.^{4, 130-136a}

Quaternary ammonium compounds have been used in the formation of benzyl, methyl, ethyl, and allyl ethers of phenols.

Some of the quaternary ethoxides of *p*-nitroaniline and *p*-formylaniline (*p*-aminobenzaldehyde) decompose to form alkoxy substituted benzenes.¹³⁷

Epoxides are formed in the Hofmann degradation of quaternary salts of 1-hydroxy-2-amines.^{138, 139, 140}

¹²³ Hofmann, *Ann.*, **78**, 253 (1851); **79**, 11 (1851); *Ber.*, **14**, 494 (1881).

¹²⁴ Ingold and Vass, *J. Chem. Soc.*, **1928**, 3125.

¹²⁵ von Braun, Teuffert, and Weissbach, *Ann.*, **472**, 121 (1929).

¹²⁶ Hanhart and Ingold, *J. Chem. Soc.*, **1927**, 997.

¹²⁷ von Braun, *Ann.*, **382**, 1 (1911).

¹²⁸ Decker, *Ber.*, **25**, 443 (1892).

¹²⁹ Hantzsch and Kalb, *Ber.*, **32**, 3109 (1899).

¹³⁰ Hla Baw, *Quart. J. Indian Chem. Soc.*, **3**, 101 (1926) [*C. A.*, **20**, 3695 (1926)].

¹³¹ Henley and Turner, *J. Chem. Soc.*, **1931**, 1172.

¹³² Griess, *Ber.*, **13**, 246 (1880).

¹³³ Boehringer, Ger. pat. 247,180 [*Frdl.*, **10**, 1215 (1912)].

¹³⁴ Rodionow, *Bull. soc. chim. France*, [4] **39**, 305 (1926).

¹³⁵ Rodionow, *Bull. soc. chim. France*, [4] **45**, 109 (1929).

¹³⁶ Tarbell and Vaughan, *J. Am. Chem. Soc.*, **65**, 231 (1943).

^{136a} Kursanow, Setkina, and Rodionow, *Bull. acad. sci. U.R.S.S., Classe sci. chim.*, **1948**, 228 [*C. A.*, **42**, 4922 (1948)]; Kursanow and Setkina, *Doklady Akad. Nauk S.S.S.R.*, **65**, 847 (1949) [*C. A.*, **43**, 6622c (1949)]; Setkina and Kursanow, *Izvest. Akad. Nauk S.S.S.R., Otdel. Khim. Nauk*, **1949**, 311 [*C. A.*, **44**, 159a (1950)]; *ibid.*, **1951**, 81 [*C. A.*, **46**, 458 (1952)]; Setkina, *Izvest. Akad. Nauk S.S.S.R., Otdel. Khim. Nauk*, **1950**, 216 [*C. A.*, **44**, 9337e (1950)].

¹³⁷ Zaki and Fahim, *J. Chem. Soc.*, **1942**, 270; Zaki and Tadros, *J. Chem. Soc.*, **1941**, 350.

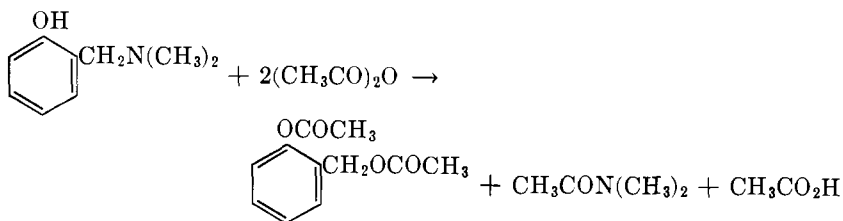
¹³⁸ von Braun and Schirmacher, *Ber.*, **56**, 1845 (1923).

¹³⁹ von Braun, *Ber.*, **56**, 2178 (1923).

¹⁴⁰ von Braun and Münch, *Ber.*, **59**, 1941 (1926); Curtin, Harris, and Pollak, *J. Am. Chem. Soc.*, **73**, 3453 (1951).

Formation of Esters from Quaternary Ammonium Salts of Carboxylic Acids. Benzyl¹⁴¹ and methyl¹⁴¹ and ethyl^{141a} esters of carboxylic acids have been prepared by heating the acids with quaternary ammonium hydroxides containing the appropriate radicals as the most readily replaced substituents on the nitrogen atom. Benzyl esters may also be obtained by heating methyl esters with benzyldimethylamine.¹⁴²

Benzyldimethylamine reacts with acetic anhydride or benzoyl chloride to give benzyl acetate and benzoate respectively.¹⁴³ Phenolic Mannich bases similarly form acetyl derivatives of the corresponding methylphenols.^{14, 15a, 144, 145, 145a}



Sulfur Alkylations

Quaternary ammonium salts containing such anions as sulfide, hydrosulfide, mercaptide,^{5, 146, 147} thiosulfate, thiocyanate, bisulfite, sulfite,^{5, 147} and *p*-toluenesulfinate⁴ decompose when heated to form alkyl derivatives of these anions containing carbon-sulfur bonds. Alkyl groups that can take part easily in these reactions are allyl,¹⁴⁷ benzyl,⁵ and methyl,¹⁴⁶ in order of decreasing activity.

The ready cleavage of thiamin by bisulfite ion indicated the presence of a reactive benzyl type of quaternary ammonium group in the molecule.¹⁴⁸

Among tertiary amines, gramine (VIIa) has been used in the alkylation of sodium bisulfite.^{148a} The Mannich bases of phenol will alkylate mercaptans.^{148b} An extensive study of sulfur alkylations has been reported.^{21b}

¹⁴¹ Lawson and Collie, *J. Chem. Soc.*, **53**, 624 (1888); Prelog and Piantanida, *Z. physiol. Chem.*, **244**, 56 (1936); Fuson, Corse, and Horning, *J. Am. Chem. Soc.*, **61**, 1290 (1939).

^{141a} Kupferberg, *J. prakt. Chem.*, [2] **16**, 440 (1877).

¹⁴² Eliel and Anderson, *J. Am. Chem. Soc.*, **74**, 547 (1952).

¹⁴³ Tiffeneau and Fuhrer, *Bull. soc. chim. France*, (4) **15**, 162 (1914).

¹⁴⁴ Madinaveitia, *Anales soc. españ. fis. y quim.*, **19**, 259 (1921) [*C. A.*, **16**, 1230 (1922)].

¹⁴⁵ Bruson and MacMullen, *J. Am. Chem. Soc.*, **63**, 270 (1941).

^{145a} For similar reactions, see Setkina and Kursanow, *Izvest. Akad. Nauk S.S.S.R.*, Otdel. Khim. Nauk, **1949**, 190 [*C. A.*, **43**, 6161b (1949)].

¹⁴⁶ Clarke, *J. Chem. Soc.*, **103**, 1689 (1913).

¹⁴⁷ Snyder and Speck, *J. Am. Chem. Soc.*, **61**, 2895 (1939).

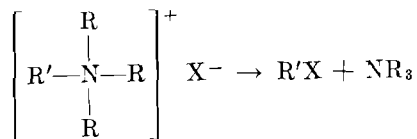
¹⁴⁸ Williams, Waterman, Keresztesy, and Buchman, *J. Am. Chem. Soc.*, **57**, 536 (1935).

^{148a} Wieland, Fischer, and Moewus, *Ann.*, **561**, 47 (1948).

^{148b} McCleary and Roberts, U. S. pat. 2,417,118 [*C. A.*, **41**, 3819b (1947)].

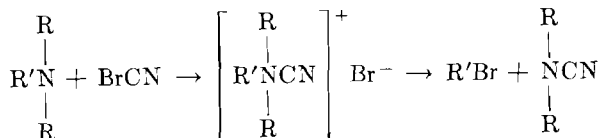
Halogen Alkylations

Decomposition of Quaternary Ammonium Halides. Quaternary ammonium halides decompose when heated to form alkyl halides and tertiary amines.¹²³ Mixtures of amines and halides are often obtained



from mixed quaternary halides.^{141, 149} Allyl,¹⁵⁰ benzyl,^{151, 152} and methyl¹⁵³ groups are lost as halides more readily than are other alkyl groups or the phenyl group.¹²⁷ Quaternary ammonium halides containing an asymmetric nitrogen atom racemize readily in solution at room temperature.¹⁵⁴

The von Braun Cyanogen Bromide Reaction. Cyanogen bromide reacts with a tertiary amine to form a quaternary salt, which readily decomposes to form an alkyl halide and a dialkylcyanamide.^{155, 156}



This reaction was extensively studied by von Braun.¹⁵⁷ Its principal uses have been the degradation of alkaloids¹⁵⁸⁻¹⁶² and the cleavage of an alkyl group from N,N-dialkylanilines.^{163, 164} The von Braun cleavage is discussed in detail in Chapter 4.

¹⁴⁹ Collie and Schryver, *J. Chem. Soc.*, **57**, 767 (1890).

¹⁵⁰ Wedekind, *Ber.*, **35**, 766 (1902).

¹⁵¹ Michler and Gradmann, *Ber.*, **10**, 2078 (1877).

¹⁵² Marquardt, *Ber.*, **19**, 1027 (1886).

¹⁵³ Meyer and Lecco, *Ann.*, **180**, 173 (1876).

¹⁵⁴ Wedekind and Paschke, *Ber.*, **43**, 1303 (1910).

¹⁵⁵ von Braun, *Ber.*, **33**, 1438 (1900); Scholl and Norr, *ibid.*, **33**, 1550 (1900).

¹⁵⁶ Elderfield and Hageman, *J. Org. Chem.*, **14**, 605 (1949).

¹⁵⁷ von Braun and co-workers, *Ber.*, **33**, 2728, 2734 (1900); **35**, 1279 (1902); **40**, 3933 (1907); **41**, 2100, 2113 (1908); **42**, 2035, 2219 (1909); **43**, 1353, 3209 (1910); **44**, 1252, (1911); **47**, 3023 (1914); **51**, 96, 255 (1918); **55**, 3803 (1922); **56**, 1840, 2165 (1923); **63**, 2407 (1930); **70**, 1241 (1937); *Ann.*, **445**, 201 (1925); **449**, 249 (1926); **490**, 189 (1931); **507**, 1 (1933).

¹⁵⁸ Mossler, *Monatsh.*, **31**, 1 (1910).

¹⁵⁹ von Braun, *Ber.*, **47**, 2312 (1914); **49**, 2624 (1916).

¹⁶⁰ Speyer and Sarre, *Ber.*, **57**, 1427 (1924).


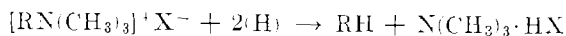
¹⁶¹ Speyer and Rosenfeld, *Ber.*, **58**, 1125 (1925).

¹⁶² Leuchs and Overberg, *Ber.*, **65**, 961 (1932); **66**, 79 (1933).

¹⁶³ von Braun, *Ber.*, **37**, 2670 (1904); **40**, 3914 (1907); **41**, 2165 (1908).

¹⁶⁴ Sachs and Weigert, *Ber.*, **40**, 4356 (1907).

Replacement of Amine by Hydrogen (Emde Reduction)



Quaternary salts may be reduced either by means of sodium amalgam (Emde reduction)¹⁶⁵⁻¹⁶⁸ or lithium aluminum hydride,^{168a} or catalytically;^{169, 170} tertiary amines are subject to catalytic reduction only.^{15a, 169-175} Many of these reductions are discussed in Chapter 5. Phenolic Mannich bases can also be reduced by means of sodium methoxide.^{175a}

RELATED SYNTHETIC PROCESSES

Carbon-carbon alkylation by amine replacement is of particular value when a labile amino compound is more readily accessible as a starting material than is the corresponding halide or conjugated unsaturated compound. The following section is intended to place the reactions that have been discussed in perspective relative to other methods that result in the formation of similar products or are formally related to the amine replacement reactions. For obvious reasons, no attempt has been made to cover these aspects of synthetic organic chemistry in a detailed or exhaustive manner.

Carbon-Carbon Alkylations by Halogen Replacement

Some of the most familiar and important methods for the formation of carbon-carbon bonds involve replacement of the halogen atom of an

¹⁶⁵ Emde, *Ber.*, **42**, 2590 (1909).

¹⁶⁶ Emde and Kull, *Arch. Pharm.*, **272**, 469 (1934).

¹⁶⁷ Groenewoud and Robinson, *J. Chem. Soc.*, **1934**, 1692.

¹⁶⁸ von Braun and co-workers, *Ber.*, **49**, 501, 1283, 2613 (1916); **50**, 50 (1917); **55**, 3803 (1922); **56**, 1570 (1923).

^{168a} Kenner and Murray, *J. Chem. Soc.*, **1950**, 406.

¹⁶⁹ Emde, *Helv. Chim. Acta*, **15**, 1330 (1932).

¹⁷⁰ Emde and Kull, *Arch. Pharm.*, **274**, 173 (1936).

¹⁷¹ Birkofer, *Ber.*, **75**, 429 (1942).

¹⁷² Baltzly and Buck, *J. Am. Chem. Soc.*, **65**, 1984 (1943); Baltzly and Russel, *J. Am. Chem. Soc.*, **72**, 3410 (1950).

¹⁷³ Caldwell and Thompson, *J. Am. Chem. Soc.*, **61**, 765 (1939).

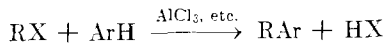
¹⁷⁴ Bachman and Levine, *J. Am. Chem. Soc.*, **69**, 2341 (1947).

¹⁷⁵ May and Mosettig, *J. Am. Chem. Soc.*, **70**, 656 (1948); Carlin and Landerl, *J. Am. Chem. Soc.*, **72**, 2762 (1950); Reeve and Sadle, *ibid.*, **72**, 3252 (1950); Karrman and Bladh, *Acta Chem. Scand.*, **4**, 1541 (1950) [*C. A.*, **45**, 7092 (1951)].

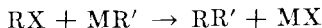
^{175a} Cornforth, Cornforth, and Robinson, *J. Chem. Soc.*, **1942**, 682; Rapoport, King, and Lavigne, *J. Am. Chem. Soc.*, **73**, 2718 (1951).

alkyl halide.¹⁷⁶ Some of the more important of these methods are the following:

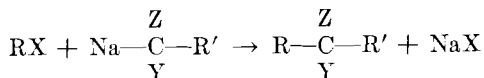
Friedel-Crafts Reaction.¹⁷⁷



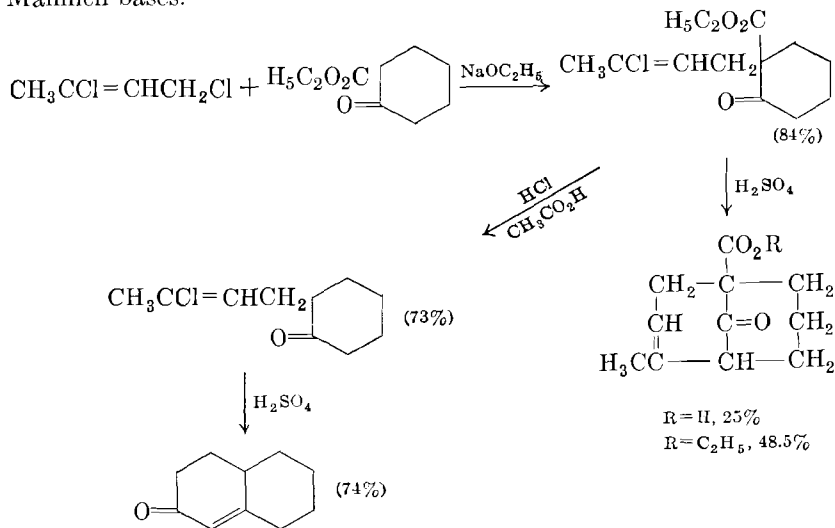
Reaction with Organometallic Compounds.¹⁷⁸



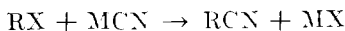
Alkylation of Active Methyl and Methylene Compounds.¹⁷⁹



A particularly interesting example of this type of reaction represents a new route to cyclohexenones such as may be prepared by use of ketonic Mannich bases.⁵⁹



Replacement by Cyanide.¹⁸⁰



¹⁷⁶ Weygand, *Organic Preparations*, pp. 353-403, Interscience Publishers, New York, 1945.

¹⁷⁷ Price in Adams, *Organic Reactions*, Vol. III, p. 1, John Wiley & Sons, 1946.

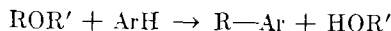
¹⁷⁸ See Ref. 176, pp. 355-358.

¹⁷⁹ See Ref. 176, pp. 359-365.

¹⁸⁰ See Ref. 176, p. 367.

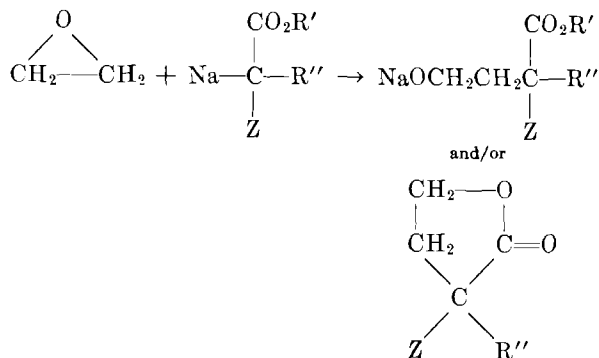
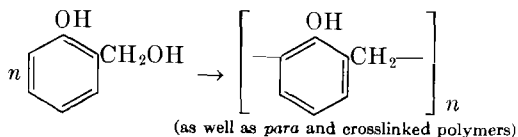
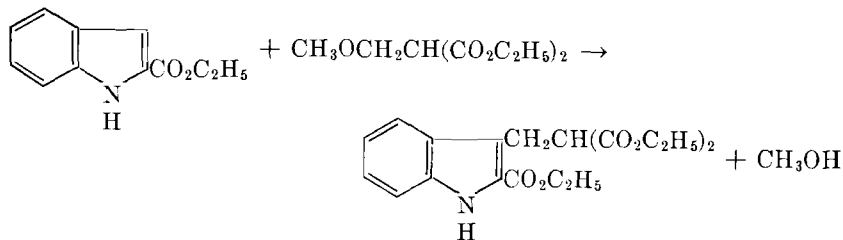
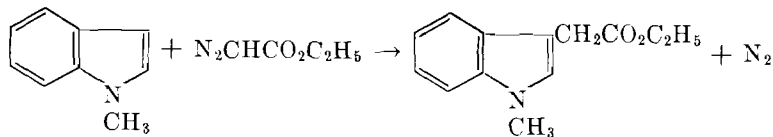
Carbon-Carbon Alkylations by Oxygen Replacement¹⁸¹

Friedel-Crafts Reaction.



This reaction is not of general applicability.

Alkylations with Ethylene Oxide.

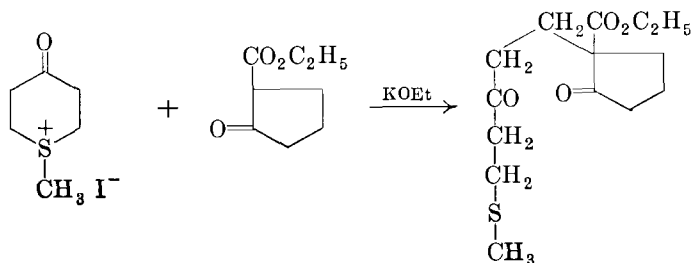
Alkylations with *o*-Hydroxybenzyl Alcohols.Alkylation with Diethyl Methoxymethylmalonate.^{182, 183}Carbon-Carbon Alkylations with Diazoacetic Ester.¹⁸⁴

¹⁸¹ See Ref. 176, pp. 404-414.

¹⁸² Fischer and Nenitzescu, *Ann.*, **443**, 113 (1925).

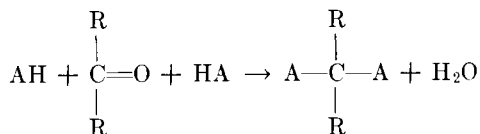
¹⁸³ Maurer and Moser, *Z. physiol. Chem.*, **161**, 131 (1926).

¹⁸⁴ Piccini, *Gazz. chim. ital.*, **29**, 363 (1899).

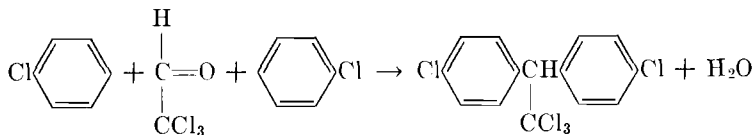
Carbon-Carbon Alkylation by Sulfur Replacement¹⁸⁵

Coupling of Active Hydrogen Compounds by Condensation with Carbonyl Compounds

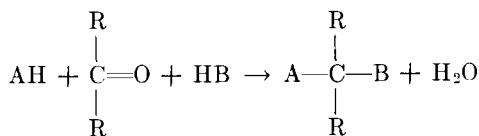
One-Step Condensations. *A. Formation of Symmetrical Products.*



This process is useful in the formation of symmetrical compounds, except that it cannot be used when the hydrogen in H—A and the α -hydrogens in RCOR are of comparable activity. Phenols, malonic esters, β -keto esters, α -cyano esters and secondary amines are among the types of compounds that will undergo symmetrical coupling of the type shown above. A familiar example is the synthesis of DDT.



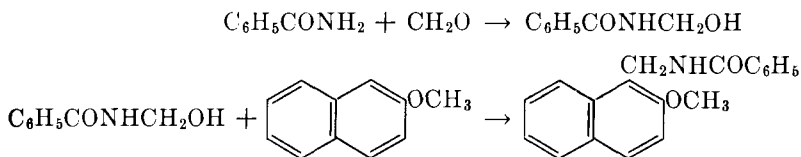
B. Formation of Unsymmetrical Products.



When the active hydrogen compounds to be coupled are markedly different in structure and activity, good yields of unsymmetrical products

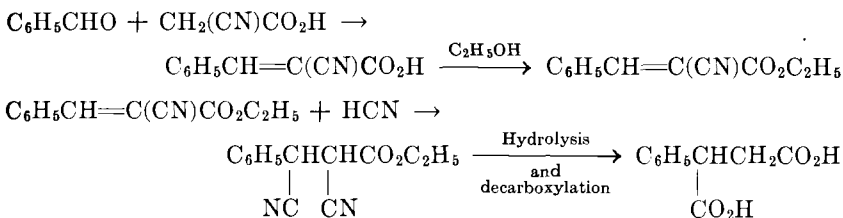
¹⁸⁵ Cardwell, *J. Chem. Soc.*, **1949**, 715.

may be obtained. The halo-alkylation¹⁸⁶ and amino-alkylation (Mannich) reactions¹ (p. 103) of active hydrogen compounds are well-known examples of unsymmetrical coupling reactions. The reaction of N-methylolamides with aromatic compounds^{6, 187} is a less familiar example.



The cyanomethylation of indole^{188, 189} is one of the few examples in which two different carbanion-forming substances can be coupled by means of formaldehyde to yield unsymmetrical products.

Two-Step Condensation-Addition Reactions. The first step in reactions of this type is the familiar Perkin-Claisen-Knoevenagel reaction;^{190, 191} the second step consists in addition of an active hydrogen compound to a conjugated unsaturated system (Michael reaction).¹⁹² An example is the synthesis of phenylsuccinic acid.¹⁹³



This process can be employed to advantage when the conjugated unsaturated compound is easily prepared and stable enough to be isolated and purified, and it is of principal value when the carbonyl compound which serves as a coupling agent is some material other than formaldehyde. In many syntheses, an active hydrogen compound can be added to a conjugated unsaturated compound, such as acrolein or acrylonitrile,¹⁹⁴ which is more easily prepared in some other way. In

¹⁸⁶ Fuson and McKeever in Adams, *Organic Reactions*, Vol. I, p. 63, John Wiley & Sons, 1942.

¹⁸⁷ Einhorn, *Ann.*, **343**, 207 (1905); **361**, 113 (1908); Downes and Lions, *J. Am. Chem. Soc.*, **72**, 3053 (1950).

¹⁸⁸ Bauer and Andersag, U. S. pat. 2,222,344 [*C. A.*, **35**, 1807 (1941)].

¹⁸⁹ Sankyo, Jap. pat. 161,544 [*C. A.*, **43**, 2236 (1949)].

¹⁹⁰ See Ref. 176, pp. 418-438.

¹⁹¹ Johnson in Adams, *Organic Reactions*, Vol. I, p. 210, John Wiley & Sons, 1942.

¹⁹² Allen and Blatt in Gilman, *Organic Chemistry, An Advanced Treatise*, Vol. I, pp. 672-688, John Wiley & Sons, New York, 1944.

¹⁹³ Lapworth and Baker, *Org. Syntheses Coll. Vol. 1*, 181, 451 (1941).

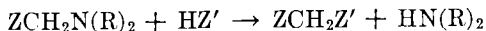
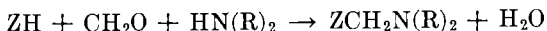
¹⁹⁴ Bruson in Adams, *Organic Reactions*, Vol. V, p. 79, John Wiley & Sons, 1949.

such syntheses the relationship of synthetic methods is only formal, though the products obtained are structurally similar to those formed by the two-step condensation-addition process outlined above.

CHOICE OF EXPERIMENTAL CONDITIONS

Choice of Reactants

Carbon-carbon alkylations of hydrogen cyanide and active methyl or methylene compounds by Mannich bases are part of a two-step process for coupling active hydrogen compounds by means of formaldehyde with the loss of water. It is often theoretically possible to form ZCH_2Z'



by alkylation of ZH with the Mannich base of HZ' . It is apparent, then, that it may at times be necessary to decide which active hydrogen compound should be converted to its Mannich base and which should be reserved as the compound to be alkylated if best yields are to be obtained.

If the formation of γ -ketonitriles and aryl- or indole-acetonitriles or acetic acids is desired, there seems to be no alternative to the use of ketonic, phenolic, or indole Mannich bases. At any rate, the use of α -aminoacetonitriles as alkylating agents is seldom feasible.^{59a, c} However, when the desired process is the coupling of two active hydrogen compounds, neither of which is hydrogen cyanide, there is often a choice of which one to employ as a Mannich base and which as the reagent to be alkylated.

The following points should be considered.

1. The Mannich reaction takes place readily with compounds containing even only moderately active methyl or methylene groups.

2. Only compounds containing highly active methylene groups are easily alkylated by means of Mannich bases. Compounds that contain only moderately active methylene groups, such as simple ketones, usually require the presence of strong bases such as sodium amide capable of converting them to enolates if they are to be alkylated by Mannich bases.

3. Only those tertiary amines that can form conjugated unsaturated systems by amine elimination are suitable for use as alkylating agents (p. 126).

4. Only those quaternary ammonium salts that can suffer amine elimination or that possess allylic systems are suitable for use as alkylating agents (p. 104).

In the cases under consideration, then, it is desirable to convert to its Mannich base the active methyl or methylene compound possessing the least acidic hydrogen atoms, provided, of course, that this Mannich base can undergo amine elimination or possesses an allylic system; and to use the appropriate active methylene compound possessing the most acidic hydrogen atom (only one such active hydrogen atom is necessary) as the reagent to be alkylated.

Mannich bases that can suffer amine elimination possess active hydrogen atoms and could, conceivably, be subject to alkylation. Intermolecular self-alkylation of the Mannich base (p. 103) should be most prominent in alkylations of compounds containing hydrogen atoms whose acidity is similar to or less than that of the active hydrogen atoms of the Mannich base. It is probable that this accounts for the facts that phenolic Mannich bases give only diarylmethanes in attempted base-catalyzed alkylations of active methylene compounds, and large amounts of diarylmethanes in their reactions with hydrogen cyanide, and that low yields of the desired alkylation product are usually obtained when ketones are alkylated by quaternary salts of ketonic Mannich bases. In the latter case, formylation of the ketone prior to alkylation may result in an improved yield (p. 114).^{30a}

Structure of the Amino Group Replaced

The choice of radicals in the amino group undergoing replacement is governed by the following considerations.

Availability of the Secondary Amine Used in the Preparation of the Mannich Base. The most readily available and easily purified secondary amines that can be used in the Mannich reaction are dimethylamine (conveniently handled only in aqueous solution), diethylamine, dibutylamine, piperidine, and morpholine. Methylaniline has been used in the Mannich reaction, but it contains a reactive aromatic nucleus with which formaldehyde may condense during the preparation of the Mannich base.

Availability of the Quaternizing Agent. Alkyl halides, particularly ethyl and methyl iodide, have been widely used in the formation of quaternary salts of Mannich bases when it was desired to isolate and purify the quaternary salts before use. Certain quaternary salts are somewhat difficult to crystallize; methyl iodide, more frequently than its homologs, yields readily crystallizable quaternary salts. Dimethyl sulfate, which is cheaper than the alkyl iodides, has been used when no attempt was made to isolate the quaternary salt. (See, however, ref. 8a.) It is possible that the alkyl *p*-toluenesulfonates would offer some

advantages, since their quaternary salts are often more soluble in inert solvents than the corresponding halides.

Ease of Purification of the Mannich Bases or Their Salts. Many of the simpler Mannich bases of ketones may be purified by distillation; high temperatures are to be avoided, because amine elimination may occur. It is advantageous to use the relatively low-boiling dimethylamino Mannich bases.

Ketonic Mannich bases are best stored as their hydrochlorides, in which form they are usually isolated. Dimethylamino, piperidino, and morpholino Mannich base hydrochlorides are particularly easily crystallized. The dimethylamino and morpholino Mannich base hydrochlorides are often appreciably more hygroscopic than the piperidine derivatives.

The piperidino and morpholino Mannich bases of phenols are generally crystalline and stable, whereas a number of the dimethylamino, diethylamino and, especially, dibutylamino Mannich bases of phenols are thick liquids which are not always distillable. Most of the Mannich bases of indole are crystalline and stable.

Quaternary salts of Mannich bases are often too unstable to permit long storage. Indeed, quaternary salts of some phenolic Mannich bases decompose at room temperature or lower at rates that preclude their isolation. Wilds and Shunk²⁶ have shown the necessity of using pure quaternary salts of ketonic Mannich bases in alkylations of active methylene compounds if good yields of pure products are to be obtained. Piperidino, dimethylamino, and, especially, morpholino Mannich bases form easily crystallizable quaternary salts.

Inertness of the Amine Undergoing Replacement. Derivatives of aniline would generally be expected to be unsuitable for use in carbon-carbon alkylations by amine replacement because of the ease with which nuclear substitution in the aromatic amine could occur.

Volatility of the Amine Undergoing Replacement. The elimination of amines from Mannich bases is reversible.^{67,109} If the secondary amine formed during the reaction is not removed, it could compete for the conjugated unsaturated compound with the substance to be alkylated. As quaternary salts of Mannich bases can undergo facile amine exchange reactions with tertiary amines,^{66, c. 8a} amine elimination from such salts is probably reversible too, and removal of the tertiary amine by volatilization would seem to be desirable also. Trimethylamine (b.p. 3.5°), dimethylamine (b.p. 7.4°) and diethylamine (b.p. 55°) are readily distilled from the reaction mixture during the reaction when the solvent is, for example, ethanol. Piperidine (b.p. 106°) and morpholine (b.p. 126-130°) could be removed in this manner only when higher boiling

solvents, such as hexanol, toluene, xylene, dibutyl ether, or Diethyl Carbitol, are used. One of the most convenient methods for following the course of an amine replacement reaction is observation of the evolution of a volatile amine.

Choice of Solvents, Operating Temperatures, etc.

The choice of solvents, reaction temperatures, reaction times, and apparatus to be used in amine replacement reactions varies according to the nature of the reaction and will be considered in more detail in the following sections. A few general remarks can be made at this point, however.

Mannich bases and their salts seem to be sensitive to air oxidation in alkaline reaction media and at temperatures required for some of the reactions. Although it is not invariably necessary to employ an inert atmosphere, such as nitrogen, in these reactions, it would seem to be generally desirable. A slow nitrogen stream also serves to sweep volatile amines out of the reaction mixture, thus making it somewhat easier to follow the reaction, which may be assumed to be completed when amine evolution (detected by odor or by moist red litmus paper) ceases.

Experimental Conditions for Particular Types of Carbon-Carbon Alkylations

Replacement of Amino Groups by Cyanide. *Use of Ketonic Mannich Bases.* The method of Knott¹³ seems to be generally applicable for the formation of γ -ketonitriles from the hydrochlorides of dimethylamino Mannich bases of aryl methyl ketones (see preparation of β -benzoylpropionitrile, LXIV, p. 155) and requires no comment. It is possible that modifications in this procedure may be required if other types of Mannich bases are employed.



Use of Mannich Bases of Indoles and Phenols. A solution of the Mannich base and an excess (100–500%) of sodium cyanide in aqueous ethanol is heated under nitrogen with reflux until the evolution of secondary amine and ammonia is complete or greatly reduced (36–80 hours) (*Hood*). The indole- or aryl-acetic acid formed may be contaminated with the corresponding acetamide, and, when phenolic Mannich bases are used, with diarylmethanes or phenol-formaldehyde resins. The diarylmethanes and phenol-formaldehyde resins are generally insoluble in sodium carbonate; their removal is illustrated in the

preparation of 3-indoleacetic acid, p. 155, and 2-hydroxy-1-naphthaleneacetic acid, p. 156.

The conversion of Mannich bases of phenols and indoles to nitriles by reaction with hydrogen cyanide in benzene at 150° in an autoclave has been described only in the patent literature.¹²

Use of Quaternary Salts of Benzylamines. The use of these salts is of little synthetic importance in the benzene series since the corresponding benzyl chlorides are often easily prepared by chloromethylation.¹⁸⁶ The quaternary salts of furfurylamines (XII, R = H) and especially 5-methylfurfurylamines (XII, R = CH₃) may prove useful, for the amines are more easily prepared and handled than the corresponding halides and may give rise to different products (p. 107).

The method consists in either distilling an aqueous solution of the quaternary salt and alkali cyanide at atmospheric pressure to remove all the water or simply mixing the dry quaternary salt with dry sodium cyanide and then carefully heating the residue or mixture in vacuum to a temperature of 150–200° so that the nitrile distills as it is formed. Overheating should be avoided, since the reaction may become quite violent. The nitrile is usually contaminated with the tertiary amine corresponding to the quaternary salt. In another modification of the technique, an aqueous paste of the quaternary salt and the cyanide is heated to about 200°, and the nitrile formed is swept out with superheated steam at the same temperature.¹⁰

Alkylation of Active Methyl and Methylene Compounds

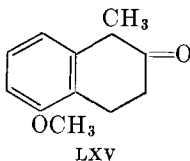
Although conditions for the alkylation of active methyl and methylene compounds by means of Mannich bases are in general similar, rather wide variations in procedure have been employed. The following generalizations can be made, however.

An inert atmosphere is generally employed; apparently Mannich bases or intermediates in the alkylation reactions (such as vinyl ketones) are sensitive to oxygen, yielding tars or colored products as a result of oxidation or free-radical catalyzed polymerization.

As previously pointed out, ionization of the compound to be alkylated is necessary if the reaction is to occur. This ionization may be caused by the basic character of the Mannich base itself (as in alkylations of ethyl nitroacetate¹⁹ or tricarbethoxymethane¹⁷) or by added sodium hydroxide, sodium ethoxide (as in alkylations of derivatives of malonic ester or of β -keto esters), or sodium amide (as in alkylations of ketones). It seems best to use a base that is no stronger than necessary, if multiple alkylations and other condensation reactions are to be avoided.

Only catalytic amounts of added base are required when Mannich bases are employed as alkylating agents; the base may be added to a mixture of the Mannich base and the substance to be alkylated. Alkylations under these conditions are often very slow. Some alkylations proceed just as well or even better in the absence of base.²¹⁶

When quaternary ammonium salts are the alkylating agents, an equivalent amount of base is necessary since it is consumed during the reaction. In practice, the sodium enolate of the active methylene compound is first formed, and the quaternary salt is then added to the reaction mixture. Alternatively, a quaternizing agent such as methyl iodide can be added to a mixture of the Mannich base and the sodium enolate of the active methylene compound to be alkylated. Alkylations of this type have only rarely been carried out without solvent; occasionally an excess of the active methylene compound to be alkylated is the solvent. It is obvious that solvents possessing hydrogen atoms more acidic than those of the substance to be alkylated are unsuitable for these reactions, since they would destroy the enolate. Thus, except in alkylations of such strongly acidic substances as diethyl cyanomalonate, water seems to have a deleterious effect (see, however, ref. 213). Absolute ethanol has been widely used as a solvent in alkylations of malonic esters and β -keto esters. The sodium enolates of ketones are generally formed by reaction with sodium amide in ether, pyridine, or benzene; and the quaternary salt alkylating agent, suspended in the same solvents or dissolved in an alcohol, is then added. In the alkylation of 1-methyl-5-methoxy-2-tetralone (LXV) with diethylaminobutanone³⁵ (p. 160), potassium ethoxide was satisfactory as a condensing agent; in this

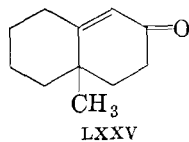
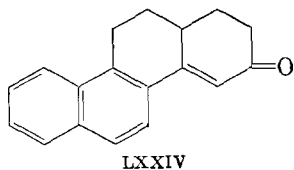
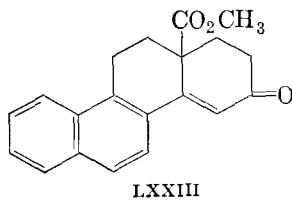
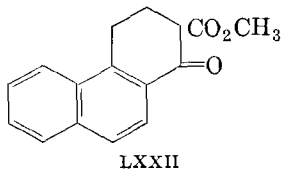
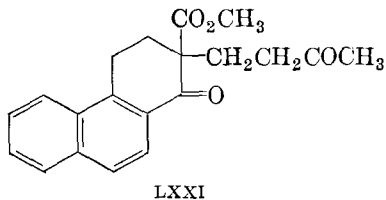
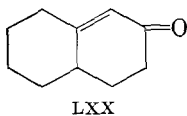
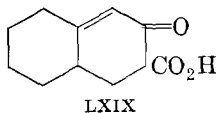
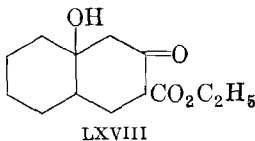
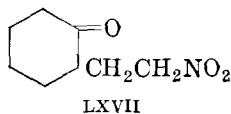
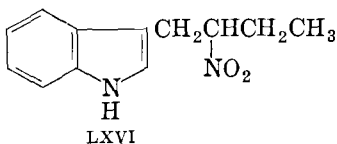


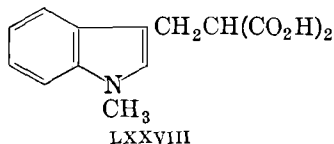
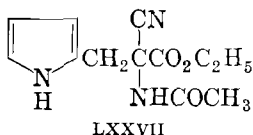
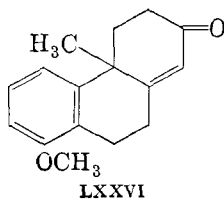
instance the methiodide of the Mannich base (formed on the walls of the reaction vessel) and a benzene solution of the ketone were brought together first and the base was then added in ethanolic solution. This technique gave an unusually high yield (71%) of the alkylation product. In alkylations of malonic ester derivatives by gramine (VIIa) (in the presence of powdered sodium hydroxide), toluene or xylene (which dissolve both reactants) has been used successfully. Polyfunctional high-boiling ethers, such as Diethyl Carbitol, are good solvents for the sodio derivatives of active methylene compounds and seem to dissolve

appreciable amounts of some quaternary ammonium salts; such ethers may prove to be useful solvents in alkylations of sodium enolates of active methylene compounds by means of quaternary salts.

EXPERIMENTAL PROCEDURES

The formulas of certain of the substances described in the following preparations are given herewith for purposes of reference.





β -Benzoylpropionitrile (LXIV).^{13*} To a mixture of 213.5 g. (1.0 mole) of β -dimethylaminopropiophenone hydrochloride¹⁹⁵ (XXV, R = CH₃) and 130 g. (2.0 moles) of potassium cyanide in a 5-l. flask is added 2.6 l. of boiling water. The mixture, consisting of an aqueous and an oily layer, is heated under reflux for thirty minutes. Part of the dimethylamine which is evolved distills and may be collected in dilute hydrochloric acid. When the mixture is chilled, the oil solidifies and crystals separate from the water layer. β -Benzoylpropionitrile (105 g., 67%) is separated by filtration and is crystallized from a benzene-light petroleum mixture, forming almost colorless blades, m.p. 76°.

3-Indoleacetic Acid (XX) and 3-Indoleacetamide.^{16*} A mixture of 25.0 g. (0.144 mole) of gramine (3-dimethylaminomethylindole, VIIa),¹⁹⁶ 35.2 g. (0.717 mole) of sodium cyanide, 280 ml. of 95% ethanol, and 70 ml. of water is boiled under reflux for eighty hours. To the cooled reaction mixture is added 350 ml. of water. The solution is treated with Norit, filtered, concentrated under reduced pressure until all the ethanol has been removed, cooled to 5°, and filtered. The solid on the funnel is recrystallized from ethanol and ether to give 5.0 g. (20%) of 3-indoleacetamide, m.p. 149–151°.

The reaction mixture, after removal of the amide by filtration, is concentrated under reduced pressure to a volume of about 300 ml. and cooled to 10°. Dropwise addition of cold, concentrated hydrochloric acid (*Hood!*) to the vigorously stirred solution causes precipitation of crude, slightly pink 3-indoleacetic acid. The crude material is filtered and dried at 70°; yield, 20.0 g. (79%) of material melting at 158–161°.

* Because an alkali cyanide is used, this preparation should be run in a well-ventilated hood. The waste liquors must be handled and disposed of with care, since they contain considerable amounts of cyanide.

¹⁹⁵ Maxwell, *Org. Syntheses*, **23**, 30 (1943).

¹⁹⁶ Kühn and Stein, *Ber.*, **70**, 567 (1937).

The crude product can be recrystallized from ethylene dichloride containing a small amount of ethanol to give 17.4 g. (69%) of pure 3-indoleacetic acid, melting at 167–168°.

A solution of 1.0 g. of 3-indoleacetamide, 1.2 g. of sodium hydroxide, and 8 ml. of water is boiled for four hours. The cooled solution (5°) is treated with Norit, filtered, and made strongly acid (about pH 1.5) with concentrated hydrochloric acid. The acid which precipitates is collected by filtration and dried at 70°. The yield of 3-indoleacetic acid melting at 167–168° is 0.95 g. (95%). The over-all yield of 3-indoleacetic acid from gramine is 88%.

2-Hydroxy-1-naphthaleneacetic Acid (XVIII).^{16*} A solution of 4.2 g. (0.02 mole) of 1-dimethylaminomethyl-2-hydroxynaphthalene^{197,198} (IV, R = H) and 2.09 g. (0.04 mole) of sodium cyanide in 60 ml. of 50% ethanol is heated under reflux in a nitrogen atmosphere for thirty-six hours, at the end of which time the evolution of dimethylamine and ammonia is complete. The flask is cooled to room temperature under a slow stream of nitrogen, and the yellow solution is poured without delay into 100 ml. of water. Dry Ice (100 g.) is added to the solution in small portions (hydrogen cyanide is evolved in this process). The white precipitate which forms when the solution is saturated with carbon dioxide is removed by filtration and washed with water. This material is crude di-(2-hydroxy-1-naphthyl)methane (XIX).

To the filtrate is added 50 g. of ice, and then slowly and with stirring, under a good hood, 50 ml. of concentrated hydrochloric acid, whereupon glistening platelets of 2-hydroxy-1-naphthaleneacetic acid separate. This material is collected by filtration, washed with 10% hydrochloric acid and then with water. There is obtained 1.90 g. (47%) of air-dried product melting at 146.5°. Often the material has a steel-blue color; the color can be removed by dissolving the acid in aqueous sodium carbonate, filtering, and reprecipitating with acid.

1-β-Indolyl-2-nitrobutane (LXVI).¹⁸ A mixture of 10 g. (0.058 mole) of gramine¹⁹⁶ (VIIa), 50 ml. of redistilled 1-nitropropane, and 2.6 g. of solid sodium hydroxide is heated under reflux for six to eight hours or until amine evolution ceases. The solution is cooled and acidified with 50 ml. of 10% aqueous acetic acid and is then diluted with 200 ml. of ether. It is then washed with four 75-ml. portions of water, shaken with Norit, and filtered. The solvents are distilled at room temperature under

* Because an alkali cyanide is used, this preparation should be run in a well-ventilated hood. The waste liquors must be handled and disposed of with care, since they contain considerable amounts of cyanide.

¹⁹⁷ Décombe, *Compt. rend.*, **197**, 258 (1933).

¹⁹⁸ Ger. pat. 89,979 [*Frdl.*, **4**, 98 (1899)].

vacuum, leaving a viscous oil. Distillation of the oil at 157°/0.2 mm. furnishes 10.6–11.9 g. (82–95%) of 1- β -indolyl-2-nitrobutane, m.p. 90–91°.

Ethyl Skatynitroacetate (XXIII).¹⁹ In a 250-ml. flask, fitted with a stirrer, a thermometer, a nitrogen inlet, and a condenser, is placed 8.66 g. (0.05 mole) of gramine¹⁹⁶ (VIIa), 13.3 g. (0.10 mole) of ethyl nitroacetate,^{199,200} and 50 ml. of dry xylene. A slow stream of nitrogen is passed through the vigorously stirred mixture, and the temperature is raised to 90–100° and held there for five hours. (About one-half the calculated amount of dimethylamine may be collected in a trap through which the exit gases pass.) The hot solution is filtered, and the xylene is distilled under reduced pressure. The residual gum is taken up in chloroform, and the solution is extracted with two 50-ml. portions of 10% hydrochloric acid solution and then washed with water until neutral. The chloroform solution is dried over magnesium sulfate, the chloroform is removed by distillation at 20–30 mm. and the excess ethyl nitroacetate is distilled at 1 mm. The oil that remains is dissolved in chloroform, and the solution is extracted with successive portions of 5% sodium hydroxide solution until the oil that separates on acidification of a test portion is negligible in amount. The combined basic extracts are acidified with 10% hydrochloric acid, the temperature of the mixture being kept below 20°, and then extracted with chloroform. The chloroform solution is dried and concentrated; the residual oil crystallizes readily. The yield of ethyl skatynitroacetate is 11.8 g. (90%). The melting point of a sample recrystallized from benzene-petroleum ether is 62.0–62.8°.

2-(2'-Nitroethyl)cyclohexanone (LXVII).²¹ A mixture of 15 g. (0.097 mole) of 2-dimethylaminomethylcyclohexanone²⁰¹ (XVI) and 9.2 g. (0.151 mole) of nitromethane is heated on a steam bath; 27 ml. of a 10% solution of sodium methoxide in methanol is added in one portion with vigorous stirring. As soon as the reaction product becomes solid, the solution is diluted with 20 ml. of methanol and stirred without further heating until the evolution of dimethylamine is complete. The sodium salt of the product is dissolved in water; the solution is cooled in an ice-salt bath and acidified with acetic acid. The red-brown oil that separates is taken up in several portions of ether, and the combined ethereal solutions are washed with water and dried over sodium sulfate. The ether is distilled, and the residual oil (12 g., 72%) is distilled at 160°/14 mm. for purification.

¹⁹⁹ Steinkopf, *Ber.*, **42**, 3925 (1909); *Ann.*, **434**, 21 (1923).

²⁰⁰ Feuer, Hass, and Warren, *J. Am. Chem. Soc.*, **71**, 3078 (1949).

²⁰¹ Mannich and Braun, *Ber.*, **53**, 1874 (1920).

2-Keto-3-carbethoxy-9-hydroxydecalin (LXVIII).²⁴ A mixture of 16 g. of 2-dimethylaminomethylcyclohexanone²⁰¹ (XVI) and 15 g. of ethyl acetoacetate is treated on the first, third, fifth, and seventh days of standing with a solution of 0.1 g. of sodium in 3 ml. of absolute ethanol. The solution turns yellow, then red. After fourteen days the reaction is complete. (Further addition of sodium ethoxide only lowers the yield; it is not advantageous to add the alkoxide in one portion.) After the first four or five days of standing, crystals form in the solution and rapidly increase in bulk. The crystal mass is filtered from the green fluorescent liquid and washed with dilute hydrochloric acid and a little water. After recrystallization from ethanol and drying, the fine white needles weigh 18 g. (73%) and melt at 146°.

2-Keto-3-carboxy- $\Delta^{1,9}$ -octalin (LXIX).²⁴ Six grams of the ethyl ester LXVIII and 1.7 g. of potassium hydroxide are dissolved in 40 ml. of cold water. The solution is allowed to stand four days and is then treated with sulfuric acid until acid to Congo Red; a powdery mass precipitates. The aromatic odor of this material is probably due to the presence of 2-keto- $\Delta^{1,9}$ -octalin (LXX). The acid is best purified by dissolving it in cold sodium carbonate solution and reprecipitating with hydrochloric acid. The material is obtained in good yield and melts at 95° with liquefaction and loss of carbon dioxide.

2-Keto- $\Delta^{1,9}$ -octalin (LXX).²⁴ When the keto acid LXIX is melted, 2-keto- $\Delta^{1,9}$ -octalin boiling at 140–141°/14 mm. is formed in yields of about 75%.

2- γ -Ketobutyl-2-carbomethoxy-1-keto-1,2,3,4-tetrahydrophenanthrene (LXXI).²⁶ The sodium enolate of 2-carbomethoxy-1-ketotetrahydrophenanthrene²⁰² (LXXII) is prepared by heating 2.07 g. of the keto ester with a solution of 0.19 g. of sodium in 10 ml. of dry thiophene-free benzene. The mixture, containing the insoluble sodium salt, is then cooled in an ice bath, and the methiodide from 2.5 g. of redistilled 1-diethylamino-3-butanone²⁶ (XXIV, R = C₂H₅) is added in 10 ml. of methanol. The sodium salt slowly dissolves, and, after four hours at room temperature, another crystalline precipitate separates. The mixture is refluxed for one hour. The clear solution is then diluted with water and extracted twice with benzene. After the solution has been washed with water, dilute acid, and water, the benzene is evaporated and the residue is crystallized from ethyl acetate to give 2.31 g. of cubic prisms, m.p. 141–143°. A second crop (0.18 g., m.p. 130–140°) is a mixture of prisms and needles which can be separated by adding petroleum ether, suspending the lighter needles by swirling, and decanting

²⁰² Bachmann and Wilds, *J. Am. Chem. Soc.*, **62**, 2084 (1940).

them with the liquid. Recrystallization of the residue affords 0.12 g. more of the prisms, m.p. 139–142°, making the total yield 92%. When further purified by distillation at 0.5 mm. and recrystallization from ethyl acetate, the material melts at 145–145.3°.

Cyclization of the Tricyclic Keto Ester LXXI to the Tetracyclic Keto Ester LXXIII. One gram of the keto ester (product melting above 139° is suitable) and a solution of 1 g. of sodium in 100 ml. of anhydrous methanol are heated at reflux for two hours under nitrogen. After the solution has been cooled, water is added and the mixture is extracted with two portions of benzene. The benzene solution is washed with water, evaporated, and the residue crystallized from ethyl acetate to yield 0.52 g. of yellow needles, m.p. 174–176°. A second crop (0.23 g., m.p. 160–175°) brings the total to 79%. After the second crystallization from ethyl acetate (Norit), the product LXXIII melts at 178.5–179.5°.

The keto ester can be hydrolyzed and decarboxylated to the tetracyclic ketone LXXIV in 52% yield with aqueous methanolic potassium hydroxide.

Cyclization of the Tricyclic Keto Ester LXXI to Form the Tetracyclic Ketone LXXIV. (a) A mixture of 500 ml. of methanol, 5 ml. of 45% potassium hydroxide, and 0.8 g. of the keto ester LXXI is heated under reflux under a nitrogen atmosphere for twenty hours. The solution is diluted, and the product is extracted with three portions of warm benzene. The extract is washed with water and dilute hydrochloric acid and then concentrated. The first crop of 0.40 g. of yellow plates melts at 182–185°, and the second crop at 176–183°. The total yield is 90%. A sample purified for analysis by evaporative distillation at 0.5 mm. and recrystallized from benzene forms colorless plates, m.p. 188–188.5°.

(b) When 0.5 g. of the diketo ester LXXI is refluxed with 25 ml. of acetic acid and 5 ml. of hydrochloric acid under nitrogen, the product LXXIV obtained by dilution and extraction with benzene weighs 0.32 g. (84%) and melts at 185–187°.

2-Keto-10-methyl- $\Delta^{1,9}$ -octalin (LXXV).²⁵ A mixture of 33 g. of 2-methylcyclohexanone, 6.1 g. of powdered sodium amide, and 50 ml. of dry ether is stirred for four hours in a stream of dry nitrogen at room temperature. A solution of 43 g. of 1-diethylamino-3-butanone methiodide²⁶ in 20 ml. of absolute ethanol is then slowly added, and after four hours the solution is heated under reflux for two hours. Dilute hydrochloric acid and ether are added, and the ethereal solution is separated, dried, and distilled, giving 9.3 g. (38%) of 2-keto-10-methyl- $\Delta^{1,9}$ -octalin, b.p. 143–145°/16 mm.

7-Keto-1-methoxy-13-methyl-5,6,7,9,10,13-hexahydrophenanthrene (LXXVI).³⁵ Fifteen grams of methyl iodide is added in portions during one-half hour to 15.05 g. of 1-diethylamino-3-butanone²⁶ (XXIV, R = C₂H₅), which is swirled gently in a 1-l. flask cooled in ice. The swirling is regulated to obtain the crystalline methiodide as an even coating on the walls of the flask. When no more liquid remains, the flask is kept in ice for one-half hour and then under the tap for 45 minutes. A solution of 20.0 g. of 1-methyl-5-methoxy-2-tetralone³⁵ (LXV) in 100 ml. of dry, thiophene-free benzene is added, the air is expelled from the flask by dry nitrogen, and a solution of potassium ethoxide prepared from 6.5 g. of potassium and 100 ml. of dry ethanol is added with ice cooling during five minutes. Swirling is continued until all the methiodide has dissolved (about 30 minutes) and has been replaced by a precipitate of potassium iodide. After the mixture has been kept in ice for another hour, it is boiled gently for twenty-five minutes. An excess of 2 *N* sulfuric acid is then added, and the nitrogen stream is stopped. After addition of enough water to dissolve the potassium sulfate, the benzene layer is separated and the aqueous layer extracted twice with ether. The combined organic extracts are washed with water, dried with a little magnesium sulfate, and evaporated. The residue is distilled to yield 23.2 g. of material boiling up to 180°/1 mm. The distillate is warmed until fluid, and ether is added gradually until the total weight is 40 g. Crystallization begins at once and is allowed to proceed at 0° overnight. The product is collected and washed with chilled ether; it weighs 17.0 g. and melts at 115–117°. Fractional distillation of the mother liquors affords an additional gram of material, making the total yield 71%. The process has been carried out successfully on four times the above scale.

Diethyl Skatylacetamidomalonate (XLIV).⁴¹ To a boiling mixture of 1.2 l. of toluene (or xylene) and 17 g. of powdered sodium hydroxide contained in a 5-l. three-necked flask fitted with a mechanical stirrer, a condenser, and a nitrogen inlet tube are added 250 g. (1.43 moles) of gramine¹⁹⁶ (VIIa) and 311 g. (1.43 moles) of diethyl acetamidomalonate (XLI).⁴⁵ Refluxing and rapid stirring are continued for five hours while a rapid stream of nitrogen is passed through the reaction mixture. The evolution of dimethylamine, which is very rapid at the beginning, almost ceases at the end of the heating period.

The reaction mixture is filtered through a preheated funnel, and the filtrate is held at 5° for several hours to aid crystallization. The product is collected by filtration and washed with cold toluene followed by petroleum ether. The dried product (446 g., 90%) melts at 158–159°

and can be converted without further purification to (+, -)-tryptophan by the method of Snyder and Smith.¹⁵

Ethyl β -(2-Pyrrolyl)- α -cyano- α -acetamidopropionate (LXXVII).⁴³ In a flask fitted with a stirrer, a condenser, and a dropping funnel are placed 100 ml. of absolute ethanol and 1.72 g. of clean sodium. After all the sodium has dissolved, 12.7 g. of ethyl acetamidocynoacetate²⁰³ (XLV) and then 9.3 g. of 2-dimethylaminomethylpyrrole²⁰⁴ are added. While the flask is cooled in an ice bath and the mixture is stirred, 15.8 g. of dimethyl sulfate is added dropwise at such a rate that the temperature does not exceed 35°. After the addition is complete, the mixture is stirred for one hour and allowed to stand at room temperature for about eight hours. The ethanol is evaporated under reduced pressure, and the residue is diluted with 200 ml. of water and chilled. Nearly white crystals (17 g., 90%) separate. They are purified by dissolving in acetone, treating with charcoal, filtering, diluting with water, and chilling for several hours. The white plates which form melt at 122°.

This material can be hydrolyzed and decarboxylated in one step by treatment with hot sodium hydroxide.

1-Methylskatylmalonic Acid (LXXVIII).¹⁷ To a solution of 0.23 g. (0.01 gram atom) of sodium in 30 ml. of absolute ethanol are added 4.65 g. (0.02 mole) of tricarbethoxymethane²⁰⁵ and 3.3 g. (0.01 mole) of 1-methylgramine methiodide (IX).⁹ The mixture is refluxed for one and one-half hours under a current of nitrogen; there is a vigorous evolution of trimethylamine. While refluxing is continued, 10 ml. of 40% aqueous sodium hydroxide is added, followed, after ten minutes, by 10 ml. of water. Trimethylamine evolution resumes for some time. After about two hours, heating is discontinued and the solution is concentrated under reduced pressure, extracted twice with ether, acidified with concentrated hydrochloric acid, and chilled. The brown crystals which separate are collected and dissolved in 15 ml. of a saturated solution of sodium carbonate and 25 ml. of water. The solution is boiled with Norit, filtered with suction, acidified with concentrated hydrochloric acid and chilled. The light pink crystals after thorough washing with ice water and drying weigh 1.55 g. (62%) and melt at 171–172° (dec.).

A 34.5% yield can be obtained when the alkylation is carried out in aqueous medium.

²⁰³ Tullar, U. S. pat. 2,393,723 [C. A., **40**, 2465 (1946)].

²⁰⁴ Herz, Dittmer, and Cristol, *J. Am. Chem. Soc.*, **69**, 1698 (1947).

²⁰⁵ Lund and Voigt, *Org. Syntheses Coll. Vol. 2*, 594 (1943).

TABULAR SURVEY OF ALKYLATION PRODUCTS

In Tables I-X are summarized carbon-carbon alkylations with amines and ammonium salts reported prior to January 1, 1951. Some more recent references have been included in the text but not in the tables. Certain references may have been overlooked, since there is no sure way of locating the alkylation reactions in the literature.

Yields are given as stated in the original literature. A dash indicates that no yield is reported.

Table I is concerned with carbon-carbon alkylations with aliphatic and aromatic tetraalkylammonium salts other than phenolic Mannich bases which are listed in Table II. Table III contains alkylations with heterocyclic Mannich bases by the Mannich method (p. 113), Table IV similar alkylations by the Robinson method (p. 113), and Table V analogous reactions by the Albertson method (p. 118). Table VI is concerned with alkylations with ketonic Mannich bases; in Table VII are listed alkylations of alkali metal cyanides with the hydrochlorides, and in Table VIII various alkylations with the quaternary salts of such bases. Table IX contains a survey of an alkylation of indole with diethyl piperidinomethylformamidomalonate under a variety of conditions, and in Table X are listed some recently reported alkylations with Mannich bases of nitro compounds.

Within each table, the reactions are arranged in order of complexity of the alkylating group, and, for the same alkylating group, in order of the compounds alkylated, cyanides being listed first, nitro compounds next, then esters and ketones, and last organometallic compounds.

TABLE I

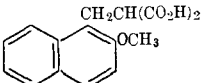
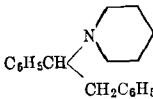
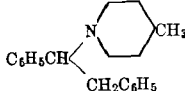
CARBON ALKYLATIONS WITH ALIPHATIC AND AROMATIC TRIALKYLAMINES AND TETRAALKYLAMMONIUM SALTS

Quaternary Salt	Compound Alkylated	Solvent	Product	Yield %	Reference
Tetramethylammonium cyanide		None	Acetonitrile and methyloarbyl-amine	—	3
Dimethylethylanilinium iodide	Potassium cyanide	None	Acetonitrile	—	4
Tetramethylammonium ethoxide	Diethyl malonate	Ethanol	Diethyl methylmalonate	58	38
Tetramethylammonium chloride	9-Fluoryllithium	None	9-Methylfluorene	—	38
Benzyltrimethylammonium chloride	Potassium cyanide	None	Benzyl cyanide	—	4
Benzyltrimethylammonium chloride	Sodium cyanide	Water	Alkylation failed	—	7
Benzyltrimethylammonium iodide	2-Nitropropane sodium salt	Ethylene glycol	Benzaldehyde	Low	206
Benzyltrimethylammonium bromide	Diethyl sodiomalonate	Di- <i>n</i> -butyl ether	Diethyl benzylmalonate	77	7
Benzyltriethylammonium iodide	Diethyl sodiomalonate	Di- <i>n</i> -butyl ether	Diethyl benzylmalonate	63	7
Benzyltrimethylammonium chloride	Diethyl sodiomalonate	Ethanol	Diethyl benzylmalonate	38	7
Benzyltrimethylammonium chloride	Diethyl sodiomalonate	None	Diethyl benzylmalonate	73-79	7
Benzyltrimethylammonium chloride	Diethyl sodiomalonate	Ethanol (auto-clave)	Diethyl benzylmalonate	32-36	7
Benzyltrimethylammonium ethoxide	Diethyl sodiomalonate	Ethanol	Diethyl benzylmalonate	51	7
Benzylmethylpiperidinium chloride	Diethyl sodiomalonate	Ethanol	Diethyl benzylmalonate	5	7
Benzylmethylpiperidinium chloride	Diethyl sodiomalonate	Ethanol (auto-clave)	Diethyl benzylmalonate	20-26	7
Benzylmethylpiperidinium iodide	Diethyl sodiomalonate	Ethanol (auto-clave)	Diethyl benzylmalonate	22-36	7
Benzylmethylpiperidinium iodide	Diethyl sodiomalonate	Di- <i>n</i> -butyl ether	Diethyl benzylmalonate	43	7
Benzyltrimethylammonium cyanoacetate		None	Hydrocinnamitrile Dibenzylacetoneitrile Dibenzylmethylamine	— — —	39
Benzyltrimethylamine	Methyl cyanoacetate	None	Hydrocinnamitrile Dibenzylacetoneitrile Dibenzylmethylamine	15 19 23	39
Benzyltrimethylammonium chloride	Ethyl sodioacetoacetate	Ethanol	Ethyl benzylacetoacetate	60	7
Benzyltrimethylamine	Tricarbethoxymethane	None	Hydrocinnamic acid Dibenzylacetic acid	39 19	39
Benzyltrimethylammonium bromide	Phenyllithium	Ether	1,1,2-Triphenylethane	—	61
Benzyltrimethylammonium iodide	Phenylmagnesium bromide	Di- <i>n</i> -butyl ether	Biphenyl	25	62

Note: References 206-229 are listed on p. 197.

TABLE I—Continued

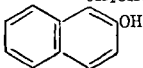
CARBON ALKYLATIONS WITH ALIPHATIC AND AROMATIC TRIALKYLAMINES AND TETRAALKYLAMMONIUM SALTS

Quaternary Salt	Compound Alkylated	Solvent	Product	Yield %	Reference
Benzylpyridinium chloride	Phenylmagnesium bromide	Di- <i>n</i> -butyl ether	Biphenyl	4	62
<i>p</i> -Nitrobenzyltrimethylammonium iodide	2-Nitropropane sodium salt	Ethanol	<i>p</i> -O ₂ NC ₆ H ₄ CH ₂ C(CH ₃) ₂ NO ₂	63	206
(+)- α -Phenylethyltrimethylammonium iodide	Sodium cyanide	None	Styrene	—	2
(+)- α -Phenylethyltrimethylammonium iodide	Diethyl sodiomalonate	Diethyl Carbitol	(+, -)- α -Phenylethylmalonic ester	18	2
1-Dimethylaminomethyl-2-methoxynaphthalene methiodide	Sodium cyanide	None	2-Methoxy-1-naphthylacetone nitrile	44	6
1-Dimethylaminomethyl-2-methoxynaphthalene methiodide	Diethyl sodiomalonate	Diethyl Carbitol		61	6
$C_6H_5CH\left(N\left(\text{C}_6H_{11}\right)_2\right)_2$	Benzylmagnesium chloride	Ether		19	63
$C_6H_5CH\left(N\left(\text{C}_6H_{11}\right)CH_3\right)_2$	Benzylmagnesium chloride	Benzene		15	63

Note: References 206-229 are listed on p. 197.

TABLE II

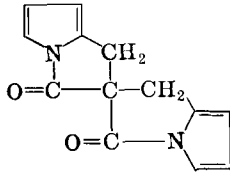
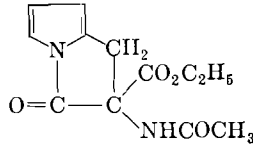
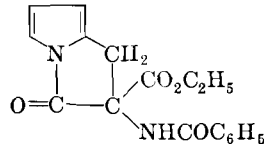
CARBON-CARBON ALKYLATIONS WITH *o*-HYDROXYBENZYLAMINES

Substituted <i>o</i> -Hydroxybenzylamine	Compound Alkylated	Solvent; Temperature	Product	Yield %	Refer- ence
2-Dimethylaminomethyl-phenol	Phenylmagnesium bromide	Di- <i>n</i> -butyl ether; reflux	—	0	62
2-Dimethylaminomethyl-6-methoxyphenol	Sodium cyanide	90% ethylene glycol, 10% water; reflux	2-Hydroxy-3-methoxyphenylacetic acid	4	15a
2-Dimethylaminomethyl-6-methoxyphenol	Ethyl cyanacetate	Excess ethyl cyanacetate; 190°	Resins and <i>N,N</i> -dimethylcyanacetamide	—	15a
2-Dimethylaminomethyl-4-methylphenol	Sodium cyanide	50% ethanol; 150°	2-Hydroxy-5-methylphenylacetic acid	—	12
2-Dimethylaminomethyl-4-methyl-6-bromophenol	Sodium cyanide	50% ethanol; 150°	2-Hydroxy-3-bromo-5-methylphenylacetic acid	—	12
2-Dimethylaminomethyl-4-allyl-6-methoxyphenol	Sodium cyanide	50% ethanol; 150°	2-Hydroxy-3-methoxy-5-allylphenylacetic acid	—	12
2-Diethylaminomethyl-4-allyl-6-methoxyphenol	Sodium cyanide	50% ethanol; 150°	2-Hydroxy-3-methoxy-5-allylphenylacetic acid	—	12
1-Dimethylaminomethyl-2-hydroxynaphthalene	Sodium cyanide	50% ethanol; reflux	2-Hydroxy-1-naphthaleneacetic acid	47	12, 15
			Di-2-hydroxy-1-naphthylmethane	20	15
1-Dimethylaminomethyl-2-hydroxynaphthalene	Hydrogen cyanide	Benzene; 150°	2-Hydroxy-1-naphthaleneacetonitrile	—	12
1-Morpholinomethyl-2-hydroxynaphthalene	Dibenzoyl methane	Ethanolic HCl; reflux	$\text{CH}_2\text{CH}(\text{COC}_6\text{H}_5)_2$	53	23
					
1,5-Bis(dimethylaminomethyl)-2,6-dihydroxynaphthalene	Sodium cyanide	50% ethanol; 150°	2,6-Dihydroxynaphthalene-1,5-diacetic acid	—	12
5-Dimethylaminomethyl-6-hydroxyquinoline	Sodium cyanide	50% ethanol; 150°	6-Hydroxyquinoline-5-acetic acid	—	12

Note: References 206-229 are listed on p. 197.

TABLE III

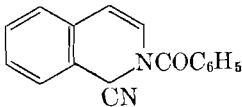
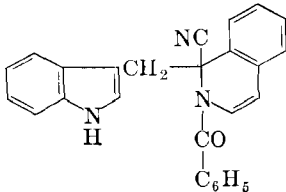
CARBON ALKYLATIONS WITH HETEROCYCLIC COMPOUNDS CONTAINING A DIALKYLAMINOMETHYL GROUP

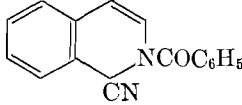
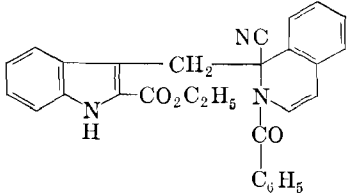
Amine	Compound Alkylated	Solvent; Catalyst	Product	Yield %	Reference
2-Dimethylamino-methylpyrrole	Diethyl malonate	Toluene; NaOH		4	43
2-Dimethylamino-methylpyrrole	Diethyl acetamidomalonate	Toluene or xylene; NaOH		70-80	43
2-Dimethylamino-methylpyrrole	Diethyl benzamidomalonate	Xylene; NaOH		38	43a
Gramine (3-dimethylamino-methylindole)	Sodium cyanide	Ethanol-water; none	Indole-3-acetamide Indole-3-acetic acid	20 69	16
Gramine	Sodium cyanide	Ethanol-water; none	Indole-3-acetic acid	Quant.	12
Gramine	Hydrogen cyanide	Benzene; none	Indole-3-acetonitrile	—	12

3-Diethylamino- methylindole	Sodium cyanide	Ethanol-water; none	Indole-3-acetic acid	—	12
3-Piperidino- methylindole	Hydrogen cyanide	Benzene; none	Indole-3-acetonitrile	—	12
Gramine	Nitromethane	Excess nitro- methane; NaOH	Diskatylnitromethane *	20	18
Gramine	Nitroethane	Excess nitroeth- ane; NaOH	1-Nitro-1-skatylethane *	20	18
Gramine	1-Nitropropane	Excess 1-nitropro- pane; NaOH	1-Nitro-1-skatylpropane *	82-95	18
Gramine	2-Nitropropane	Excess 2-nitropro- pane; NaOH	2-Nitro-2-skatylpropane *	85	18
Gramine	2-Nitro-1-butanol	Excess 2-nitro- 1-butanol	Alkylation failed		18
Gramine	Ethyl nitroacetate	Ethanol; NaOH	Ethyl diskatylnitroacetate *	80	18
Gramine	Ethyl nitroacetate	Xylene; none	Ethyl skatylnitroacetate *	90	19
Gramine	Diethyl nitromalonate	Toluene; none	Diethyl skatylnitromalonate *	97	20
Gramine	Diethyl malonate	Excess diethyl malonate; Na	Diethyl skatylmalonate *	76	7
Gramine	Tricarbethoxymethane	Excess tricarb- ethoxymeth- ane; none	Skatylmalonic acid *	67	17
3-Diethylamino- methylindole	Diethyl formamido- malonate	Toluene; NaOH	Diethyl skatylformamidomalonate *	98	52a
Gramine	Diethyl acetamido- malonate	Xylene or tolu- ene; NaOH	Diethyl skatylacetamidomalonate *	90	41
Gramine	Diethyl acetamido- malonate	Pyridine; none	Diethyl skatylacetamidomalonate *	48	41

TABLE III—Continued

CARBON ALKYLATIONS WITH HETEROCYCLIC COMPOUNDS CONTAINING A DIALKYLAMINOMETHYL GROUP

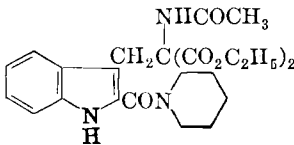
Amine	Compound Alkylated	Solvent; Catalyst	Product	Yield %	Reference
Gramine	Diethyl acetamidomalonate	Pyridine; NaOH	Diethyl skatylacetamidomalonate *	55	41
Gramine	Diethyl acetamidomalonate	No solvent; none	Diethyl skatylacetamidomalonate *	54	41
3-Diethylamino-methylindole	Diethyl acetamidomalonate	Toluene; NaOH	Diethyl skatylacetamidomalonate *	86	41
3-Piperidino-methylindole	Diethyl acetamidomalonate	Toluene; NaOH	Diethyl skatylacetamidomalonate *	64	41
Gramine	Diethyl phthalimidomalonate	Toluene; NaOH	Diethyl skatylphthalimidomalonate *	10	41
Gramine	Phenylmagnesium bromide	Di- <i>n</i> -butyl ether; none	3-Benzylindole	3	62
Gramine		Xylene; Na		46	102a
1-Methylgramine	Sodium cyanide	Ethanol-water; none	Alkylation failed		17
1-Methylgramine	Methyl cyanoacetate	Excess methyl cyanoacetate; none	Di-(1-methyl-3-indolyl)methane 1-Methylskatylmalonic acid *	10 18	17, 39

1-Methylgramine	Ethyl cyanoacetate	Excess ethyl cyanoacetate; Na	Di-(1-methyl-3-indolyl)methane 1-Methylskatylmalonic acid *	11 15	17
1-Methylgramine	Tricarbethoxymethane	Excess tricarbethoxymethane; none	1-Methylskatylmalonic acid * 3'-(1-Methyl-3-indolyl)propionic acid	15 9	17
1-Methylgramine	Diethyl acetamidomalonate	Excess diethyl acetamidomalonate; Na	1-Methylskatylacetamidomalonate * 1-Methyl-N-acetyltryptophan	4 8	
1-Methylgramine	Methylmagnesium iodide	Di- <i>n</i> -butyl ether; none	Di-(1-methyl-3-indolyl)methane Alkylation failed	15	17 62
4-Chlorogramine	Potassium cyanide	Ethanol-water; none	4-Chloroindole-3-acetamide	18 †	207
5-Bromogramine	Diethyl acetamidomalonate	Xylene; NaOH	Diethyl 5-bromoskatylacetamidomalonate *	—	53
6-Methylgramine	Ethyl acetamidocyanacetate	Xylene; NaOH	Ethyl 6-methylskatylacetamidocyanacetate *	76	54
3-Diethylaminomethyl-2-carbethoxyindole	Diethyl acetamidomalonate	Xylene; NaOH	Diethyl 2-carbethoxyskatylacetamidomalonate *	61	55
3 Dimethylaminomethyl-2-carbethoxyindole		Xylene; Na		69	102a

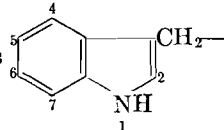
Note: References 206–229 are listed on p. 197.

TABLE III—Continued

CARBON ALKYLATIONS WITH HETEROCYCLIC COMPOUNDS CONTAINING A DIALKYLAMINOMETHYL GROUP

Amine	Compound Alkylated	Solvent; Catalyst	Product	Yield %	Reference
3-Dimethylamino-methylindole-2-carboxypiperidide	Diethyl acetamidomalonate	Xylene; NaOH		50 ‡	208
2-Phenyl-3-dimethylamino-methylindole	Sodium cyanide	Ethanol-water; none	2-Phenylindole-3-acetic acid	—	12
3-Piperidinomethylindazole	Diethyl nitromalonate	Xylene; NaOH	Alkylation failed		209
3-Piperidinomethylindazole	Diethyl acetamidomalonate	Toluene; none	Alkylation failed		209

Note: References 206–229 are listed on p. 197.

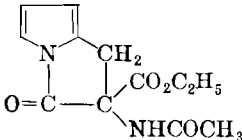
* The skatyl group is 

† The yield was based on the acid obtained by hydrolysis of the amide.

‡ Over-all yield from indole-2-carboxypiperidide.

TABLE IV

CARBON ALKYLATIONS WITH SALTS OF HETEROCYCLIC COMPOUNDS CONTAINING A TRIALKYLAMINOMETHYL GROUP

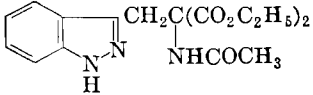
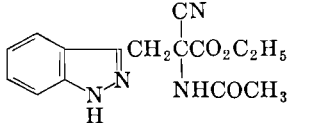
Quaternary Salt	Compound Alkylated	Solvent	Product	Yield %	Reference
Furfuryltrimethylammonium iodide	Sodium cyanide	Water or none	2-Furylacetonitrile	22-32	
2-Dimethylaminomethyl-5-methylfuran methiodide	Sodium cyanide	Water	5-Methyl-2-furonitrile	4-5	10
2-Dimethylaminomethyl-pyrrole methiodide	Diethyl sodioacetamidomalonate	Dioxane	5-Methyl-2-furylacetonitrile	37	10
				53	43
2-Dimethylaminomethyl-pyrrole methiodide	Methylmagnesium iodide	Di- <i>n</i> -butyl ether	Alkylation failed		62
Gramine (3-dimethylamino-methylindole) methiodide	Potassium silver cyanide	Water	Indoleacetonitrile	46	7
Gramine methiodide	Diethyl sodiomalonate	Di- <i>n</i> -butyl ether	Skatylmalonic acid *	85	7
Gramine ethiodide	Diethyl sodiomalonate	Not reported	Diethyl skatylmalonate *	—	47
Gramine methiodide	Ethyl sodiocyanoacetate	Di- <i>n</i> -butyl ether	Diethyl skatylcyanoacetate *	85	7
Gramine methiodide	Ethyl sodioacetoacetate	Di- <i>n</i> -butyl ether	Ethyl skatylacetoacetate *	—	7
Gramine ethiodide	Ethyl sodioacetoacetate	Ethanol	Ethyl skatylacetoacetate *	—	50
Gramine methiodide	Diethyl sodioacetamidomalonate	Dioxane	Diethyl skatylacetamidomalonate *	63-70	45, 46

Note: References 206-229 are listed on p. 197.

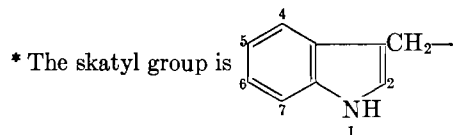
TABLE IV—Continued

CARBON ALKYLATIONS WITH SALTS OF HETEROCYCLIC COMPOUNDS CONTAINING A TRIALKYLAMINOMETHYL GROUP

Quaternary Salt	Compound Alkylated	Solvent	Product	Yield %	Reference
Gramine methiodide	Diethyl sodioacetamidomalonate	Ethanol	Diethyl skatylacetamidomalonate *	—	46
Gramine ethiodide	Diethyl sodioacetamidomalonate	—	Diethyl skatylacetamidomalonate *	—	47
Gramine ethiodide	Diethyl sodiobenzamidomalonate	—	Diethyl skatylbenzamidomalonate *	—	47
Gramine methiodide	Diethyl sodiophthalimidomalonate	Di- <i>n</i> -butyl ether	Diethyl skatylphthalimidomalonate *	—	46
Gramine methiodide	Methylmagnesium iodide	Di- <i>n</i> -butyl ether	3-Ethylindole <i>sym</i> -Di-3-indolyethane	8 16	62
Gramine methiodide	Phenylmagnesium bromide	Di- <i>n</i> -butyl ether	3-Benzylindole <i>sym</i> -Di-3-indolyethane	24 17	62
Gramine methiodide	Benzylmagnesium chloride	Di- <i>n</i> -butyl ether	3-(Phenethyl)indole	14	62
1-Methylgramine methiodide	Sodium cyanide	Water	1-Methylindole-3-acetonitrile	60-64	
1-Methylgramine methiodide	Diethyl sodiomalonate	Ethanol or excess diethyl malonate	1,3-Dimethyl-2-cyanoindole 1-Methylskatylmalonic acid *·†	4 22	9 17
1-Methylgramine methiodide	Ethyl sodiocyanoacetate	Excess ethyl cyanoacetate	1-Methylskatylmalonic acid *·†	17	17
1-Methylgramine methiodide	Tricarbethoxymethane sodium enolate	Ethanol	1-Methylskatylmalonic acid *·†	63	17
1-Methylgramine methiodide	Tricarbethoxymethane sodium enolate	Water	1-Methylskatylmalonic acid *·†	35	17

1-Methylgramine methiodide	Diethyl sodiocyanomalonate	Water or ethanol	1-Methylskatylmalonic acid * †	51	17
1-Methylgramine methiodide	Ethyl sodioacetamidocynoacetate	Ethanol	Ethyl 1-methylskatylacetamidocynoacetate *	69	48
1-Methylgramine methiodide	1-Methylindole	Aqueous ethanol	Di-(1-methyl-3-indolyl)-methane	49	17
1-Methylgramine methiodide	Methylmagnesium iodide	Di- <i>n</i> -butyl ether	1-Methyl-3-ethyl indole	44	62
1-Methylgramine methiodide	Phenylmagnesium bromide	Di- <i>n</i> -butyl ether	1-Methyl-3-benzyl indole	73	62
1-Methyl-5-methoxygramine methiodide	Diethyl sodioacetamidomalonate	Ethanol	Diethyl 1-methyl-5-methoxy-skatylacetamidomalonate *	86	210
3-Piperidinomethylindazole methiodide	Diethyl sodioacetamidomalonate	Ethanol		35 †	209
3-Dimethylaminomethylindazole methiodide	Ethyl sodioacetamidocynoacetate	Ethanol		—	209

Note: References 206–229 are listed on p. 197.



† The acid was obtained by hydrolysis of the primary alkylation product.

TABLE V

CARBON ALKYLATIONS WITH HETEROCYCLIC COMPOUNDS CONTAINING A DIALKYLAMINOMETHYL GROUP USING DIMETHYL SULFATE OR ETHYL IODIDE AS A QUATERNIZING AGENT

Amine	Compound Alkylated	Solvent; Quaternizing Agent	Product	Yield %	Reference
2-Dimethylaminomethylpyrrole	Diethyl sodiomalonate	Ethanol; dimethyl sulfate	$2\text{-C}_4\text{H}_4\text{NCH}_2\text{CH}(\text{CO}_2\text{C}_2\text{H}_5)_2^*$	33, 44	43, 43a
2-Dimethylaminomethylpyrrole (2 moles)	Diethyl sodiomalonate	Ethanol; dimethyl sulfate	$(2\text{-C}_4\text{H}_4\text{NCH}_2)_2\text{C}(\text{CO}_2\text{C}_2\text{H}_5)_2^*$	Low	43a
2-Dimethylaminomethylpyrrole	Ethyl sodiocyanoacetate	Ethanol; dimethyl sulfate	$(2\text{-C}_4\text{H}_4\text{NCH}_2)_2\text{C}(\text{CN})\text{CO}_2\text{C}_2\text{H}_5^*$	30	43
2-Dimethylaminomethylpyrrole	Tricarbethoxymethane sodium enolate	Ethanol; dimethyl sulfate	$2\text{-C}_4\text{H}_4\text{NCH}_2\text{CH}(\text{CO}_2\text{C}_2\text{H}_5)_2^*$	26	43a
2-Dimethylaminomethylpyrrole	Diethyl sodiomethylmalonate	Ethanol; dimethyl sulfate	$2\text{-C}_4\text{H}_4\text{NCH}_2\text{C}(\text{CO}_2\text{C}_2\text{H}_5)_2^*$	55	43a
			 CH ₃		
2-Dimethylaminomethylpyrrole	Diethyl sodiophenylmalonate	Ethanol; dimethyl sulfate	$2\text{-C}_4\text{H}_4\text{NCH}_2\text{C}(\text{CO}_2\text{C}_2\text{H}_5)_2^*$	63	43a
			 C ₆ H ₅		
2-Dimethylaminomethylpyrrole	Diethyl sodioacetoxymalonate	Ethanol; dimethyl sulfate	$2\text{-C}_4\text{H}_4\text{NCH}_2\text{C}(\text{CO}_2\text{C}_2\text{H}_5)_2^*$	27	43a
			 OCOCH ₃		
2-Dimethylaminomethylpyrrole	Diethyl sodioacetamidomalonate	Ethanol; dimethyl sulfate	$2\text{-C}_4\text{H}_4\text{NCH}_2\text{C}(\text{CO}_2\text{C}_2\text{H}_5)_2^*$	94	43
			 NHCOCH ₃		
2-Dimethylaminomethylpyrrole	Diethyl sodiobenzamidomalonate	Ethanol; dimethyl sulfate	$2\text{-C}_4\text{H}_4\text{NCH}_2\text{C}(\text{CO}_2\text{C}_2\text{H}_5)_2^*$	84	43a
			 NHCOC ₆ H ₅		
2-Dimethylaminomethylpyrrole	Ethyl sodioacetamidocyanoacetate	Ethanol; dimethyl sulfate	$2\text{-C}_4\text{H}_4\text{NCH}_2\text{C}(\text{CO}_2\text{C}_2\text{H}_5)_2^*$	90	43
			 CN		
			 2-C ₄ H ₄ NCH ₂ CCO ₂ C ₂ H ₅ [*]		
			 NHCOCH ₃		

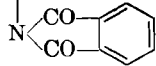

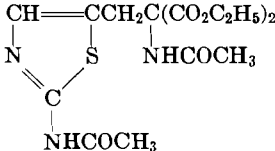
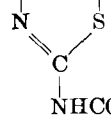
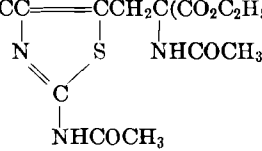
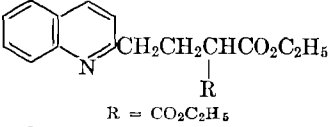
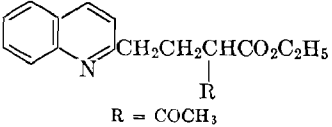
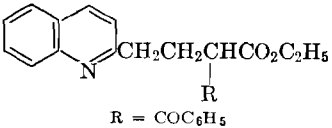
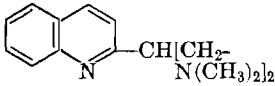
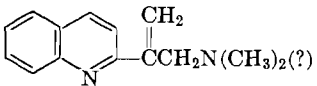
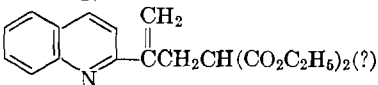
2-Dimethylaminomethylpyrrole	Diethyl sodiophthalimidomalonate	Ethanol; dimethyl sulfate	$2\text{-C}_4\text{H}_4\text{NCH}_2\text{C}(\text{CO}_2\text{C}_2\text{H}_5)_2^*$ 	Low	43
2,5-Bis(piperidinomethyl)pyrrole	Diethyl sodioacetamidomalonate	Ethanol; dimethyl sulfate	$(\text{H}_5\text{C}_2\text{O}_2\text{C})_2\text{CCH}_2$  $\text{CH}_2\text{C}(\text{CO}_2\text{C}_2\text{H}_5)_2$ CH_3CONH H NHCOCCH_3	100	44
2-Acetamido-5-dimethylaminomethylthiazole hydrochloride	Diethyl sodioacetamidomalonate	Ethanol; diethyl sulfate and sodium ethoxide		—	44
2-Acetamido-4-methyl-5-dimethylaminomethylthiazole hydrochloride	Diethyl sodiomalonate	Ethanol; dimethyl sulfate	$\text{H}_3\text{CC}=\text{CCH}_2\text{CH}(\text{CO}_2\text{C}_2\text{H}_5)_2$ 	48.5	44
2-Acetamido-4-methyl-5-dimethylaminomethylthiazole	Diethyl sodioacetamidomalonate	Ethanol; dimethyl sulfate	$\text{H}_3\text{CC}=\text{CCH}_2\text{C}(\text{CO}_2\text{C}_2\text{H}_5)_2$ 	50	44
Gramine (3-dimethylaminomethylindole)	Potassium cyanide	Aqueous ethanol; dimethyl sulfate	Indole-3-acetonitrile	50 †	8
Gramine	Diethyl sodioacetamidomalonate	Ethanol; ethyl iodide	Diethyl skatylacetamidomalonate ‡	65, 82, 86	40, 50
Gramine	Diethyl sodioacetamidomalonate	Ethanol; dimethyl sulfate (1 mole)	Diethyl skatylacetamidomalonate ‡	72, 82	40, 8


TABLE V—Continued

CARBON ALKYLATIONS WITH HETEROCYCLIC COMPOUNDS CONTAINING A DIALKYLAMINOMETHYL GROUP USING DIMETHYL SULFATE OR ETHYL IODIDE AS A QUATERNIZING AGENT

Amine	Compound Alkylated	Solvent; Quaternizing Agent	Product	Yield %	Reference
Gramine	Diethyl sodioacetamidomalonate	Ethanol; dimethyl sulfate (1.65 mole)	Diethyl skatylacetamidomalonate †	95	40
Gramine	Diethyl sodiobenzamidomalonate	Ethanol; dimethyl sulfate	Diethyl skatylbenzamidomalonate †	50	40
Gramine	Ethyl sodioacetamidocynoacetate	Ethanol; dimethyl sulfate	Ethyl skatylacetamidocynoacetate †	98	49
3-Piperidinomethylindole	Diethyl sodioacetamidomalonate	Ethanol; dimethyl sulfate	Diethyl skatylacetamidomalonate †	—	40
3-Diethylaminomethylindole	Ethyl sodioacetamidocetoacetate	Ethanol; dimethyl sulfate	Ethyl skatylacetamidocetoacetate †	83	22
Gramine	Diethyl sodiobenzamidomalonate	Ethanol; ethyl iodide	Diethyl skatylbenzamidomalonate †	—	50
Gramine	Diethyl sodiophthalimidomalonate	Ethanol; ethyl iodide	Diethyl skatylphthalimidomalonate †	—	50
Gramine	Ethyl sodiosuccinimidocynoacetate	Ethanol; ethyl iodide	Ethyl skatylsuccinimidocynoacetate †	—	50
Gramine	Ethyl sodiophthalimidocetoacetate	Ethanol; ethyl iodide	Ethyl skatylphthalimidocetoacetate †	—	50
5-Methoxygramine	Diethyl sodioacetamidomalonate	Ethanol; dimethyl sulfate	Diethyl 5-methoxyskatylacetamidomalonate †	91	210
2-Methylgramine	Diethyl sodioacetamidomalonate	Ethanol; dimethyl sulfate	Diethyl 2-methylskatylacetamidomalonate †	80	51
4-Methylgramine	Diethyl sodioacetamidomalonate	Ethanol; dimethyl sulfate	Diethyl 4-methylskatylacetamidomalonate †	82	51
5-Methylgramine	Diethyl sodioacetamidomalonate	Ethanol; dimethyl sulfate	Diethyl 5-methylskatylacetamidomalonate †	85	51
6-Methylgramine	Diethyl sodioacetamidomalonate	Ethanol; dimethyl sulfate	Diethyl 6-methylskatylacetamidomalonate †	79	51
7-Methylgramine	Diethyl sodioacetamidomalonate	Ethanol; dimethyl sulfate	Diethyl 7-methylskatylacetamidomalonate †	93	51

4-Cyanogranine	Diethyl sodiomalonate	Ethanol; dimethyl sulfate	Diethyl 4-cyanoskatylmalonate †	65	42
3-Diethylaminomethyl-5-methylindole	Ethyl sodioacetamidocynoacetate	Ethanol; dimethyl sulfate	Ethyl 5-methylskatylacetamidocynoacetate †	87	52
2-β-Dimethylaminoethylquinoline	Diethyl sodiomalonate	Ethanol; dimethyl sulfate	 R = CO ₂ C ₂ H ₅	43	39a
2-β-Dimethylaminoethylquinoline	Ethyl sodioacetoacetate	Ethanol; dimethyl sulfate	 R = COCH ₃	44	39a
2-β-Dimethylaminoethylquinoline	Ethyl sodiobenzoylacetate	Ethanol; dimethyl sulfate	 R = COC ₆ H ₅	33	39a
	Diethyl sodiomalonate	Ethanol; dimethyl sulfate	 C(=CH ₂)N(CH ₃) ₂ (?)	21	39a
			 C(=CH ₂)CH(CO ₂ C ₂ H ₅) ₂ (?)	28	

Note: References 206-229 are listed on p. 197.

* 2-C₄H₄N represents 

† The yield was based on the acid obtained by hydrolysis of the nitrile.

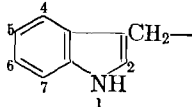
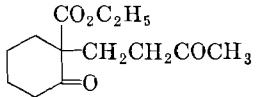
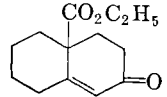
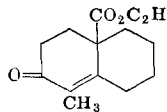
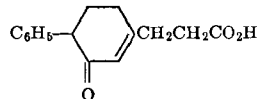
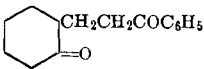
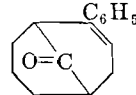
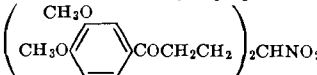
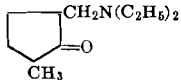
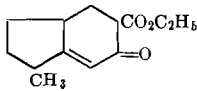
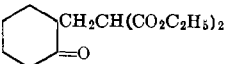
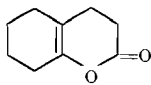
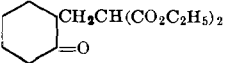
‡ The skatyl group is 

TABLE VI

ALKYLATIONS OF ACTIVE METHYLENE COMPOUNDS WITH β -AMINOKETONES

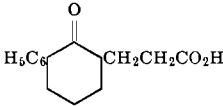
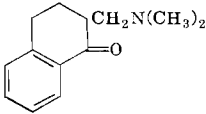
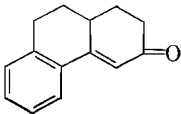
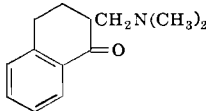
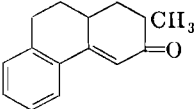
β -Aminoketone	Active Methylene Compound (Condensing Agent)	Simple Alkylation Product	Yield %	Cyclizing Agent	Cyclized Product	Yield %	Reference
1-Dimethylamino-3-butanone	Nitromethane (NaOCH ₃)	1-Nitro-4-butanone	—	—	—	—	21
1-Dimethylamino-3-butanone	Diethyl malonate (NaOC ₂ H ₅)	CH ₃ COCH ₂ CH ₂ CH(CO ₂ C ₂ H ₅) ₂	43	NaOC ₂ H ₅	1,3-Cyclohexanedione	—	56
1-Dimethylamino-3-butanone	Ethyl acetoacetate (NaOC ₂ H ₅)	—	—	—	3-Methyl-4-carbethoxy-2-cyclohexen-1-one	18	
1-Dimethylamino-3-butanone	Ethyl isopropylacetoacetate (NaOC ₂ H ₅)	—	—	—	3-Methyl-2-cyclohexen-1-one 4-Carbethoxy-4-isopropyl-3-methyl-2-cyclohexen-1-one	— —	56 56
1-Diethylamino-3-butanone	2-Carbethoxycyclohexanone (NaOC ₂ H ₅)		53	Mg + I ₂		—	211
1-Dimethylamino-3-butanone	2-Phenylcyclohexanone (NaNH ₂)	—	—	—	2-Keto-10-phenyl- $\Delta^{1,9}$ -octalin	42	30
1-Diethylamino-3-pentanone	2-Carbethoxycyclohexanone (NaOC ₂ H ₅)	—	—	—		40	211
4-Keto-6-dimethylamino-caproic acid hydrochloride	Diethyl malonate (NaOC ₂ H ₅)	HO ₂ C(CH ₂) ₂ CO(CH ₂) ₂ CH(CO ₂ C ₂ H ₅) ₂	78	—	—	—	212
4-Keto-6-dimethylamino-caproic acid hydrochloride	Phenylacetone (KOC ₄ H ₉ -t)	—	—	—		40	212

β -Dimethylaminopropiophenone	Nitromethane (KOH + CH ₃ OH)	γ -Nitrobutyrophenone	23	Zn(Hg) + HCl	2-Phenylpyrrolidine	53	21
β -Dimethylaminopropiophenone	Nitromethane (KOH + CH ₃ OH)	(C ₆ H ₅ COCH ₂ CH ₂) ₂ CHNO ₂ (C ₆ H ₅ COCH ₂ CH ₂) ₃ CNO ₂	—	—	—	—	21
β -Dimethylaminopropiophenone hydrochloride	Cyclohexanone (NaOH + H ₂ O + C ₂ H ₅ OH)		52	HCl + CH ₃ CO ₂ H		91	213
β -Dimethylaminopropiophenone	Ethyl acetoacetate (NaOC ₂ H ₅)	C ₆ H ₅ COCH ₂ CH ₂ CH(CO ₂ C ₂ H ₅)COCH ₃	8	—	3-Phenyl-6-carboxy-2-cyclohexen-1-one 3-Phenyl-2-cyclohexen-1-one	—	214
β -Dimethylamino-4-methoxypropiphenone	Nitromethane (NaOCH ₃)	γ -Nitro-4-methoxybutyrophenone	—	—	—	—	21
β -Dimethylamino-3,4-dimethoxypropiphenone	Nitromethane (NaOCH ₃)	γ -Nitro-3,4-dimethoxybutyrophenone 	—	—	—	—	21
	Ethyl acetoacetate (NaOC ₂ H ₅)	—	—	—		18	25
2-Dimethylaminomethylcyclohexanone	Nitromethane (NaOCH ₃)	2- β -Nitroethylcyclohexan-1-one	72	—	—	—	21
2-Dimethylaminomethylcyclohexanone	Diethyl malonate (NaOC ₂ H ₅)		87	KOH + C ₂ H ₅ OH; then (CH ₃ CO) ₂ O		—	57
2-Dimethylaminomethylcyclohexanone	Diethyl malonate (None)		61	—	—	—	215
2-Dimethylaminomethylcyclohexanone	Ethyl acetoacetate (NaOC ₂ H ₅)	—	—	—	2-Keto-3-carboxy-9-hydroxydecalin	73	24

Note: References 206-229 are listed on p. 197.

TABLE VI—Continued

ALKYLATIONS OF ACTIVE METHYLENE COMPOUNDS WITH β -AMINOKETONES

β -Aminoketone	Active Methylene Compound (Condensing Agent)	Simple Alkylation Product	Yield %	Cyclizing Agent	Cyclized Product	Yield %	Reference
2-Dimethylaminomethyl-6-methylcyclohexanone	Diethyl malonate (None)	—	Alkylation failed	—	—	—	215
2-Dimethylaminomethyl-6-phenylcyclohexanone	Diethyl malonate (NaOH suspended in xylene)		50	—	—	—	58a
	Ethyl acetoacetate (NaOC ₂ H ₅)	—	—	—		36	24
	Ethyl methylacetoacetate (NaOC ₂ H ₅)	—	—	—		21	24

Note: References 206–229 are listed on p. 197.

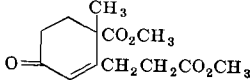
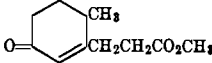
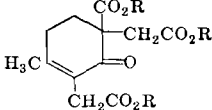
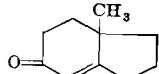
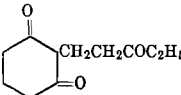
TABLE VII

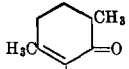
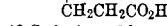
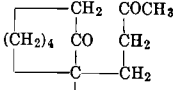
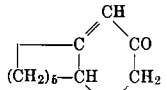
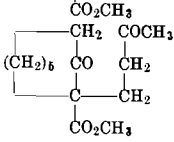
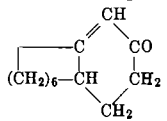
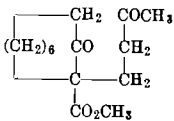
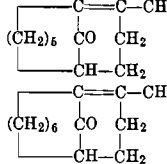
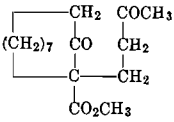
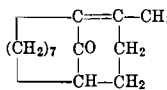
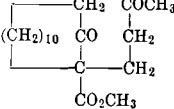
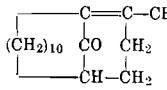
ALKYLATIONS OF ALKALI CYANIDES WITH β -AMINOKETONE HYDROCHLORIDES

β -Aminoketone (as hydrochloride)	Product	Yield %	Refer- ence
β -Dimethylaminopropiophenone	β -Benzoylpropionitrile	67	13
β -Dimethylamino-4-chloropropiophenone	β -(4-Chlorobenzoyl)propionitrile	32	13
β -Dimethylamino-4-bromopropiophenone	β -(4-Bromobenzoyl)propionitrile	63	13
β -Dimethylamino-3-nitropropiophenone	Resins	—	13
β -Dimethylamino-3-hydroxypropiophenone	β -(3-Hydroxybenzoyl)propionitrile	—	13
β -Dimethylamino-4-hydroxypropiophenone	β -(4-Hydroxybenzoyl)propionitrile	59	13
β -Dimethylamino-3-methoxypropiophenone	β -(3-Methoxybenzoyl)propionitrile	73	13
β -Dimethylamino-4-methoxypropiophenone	β -(4-Methoxybenzoyl)propionitrile	71	13
β -Dimethylamino-3,4-dimethoxypropio- phenone	β -(3,4-Dimethoxybenzoyl)propio- nitrile	85	13
β -Dimethylamino-3,4,5-trimethoxypropio- phenone	β -(3,4,5-Trimethoxybenzoyl)- propionitrile	65	216
β -Dimethylamino-4-methylpropiophenone	β -(4-Methylbenzoyl)propionitrile	52	13
α -Dimethylaminomethylpropiophenone	Resin or oil	—	13
β -Dimethylaminopivalophenone	Isobutyrophenone	68	11
β -Dimethylaminoethyl α -naphthyl ketone	β -(1-Naphthoyl)propionitrile	43	13
β -Dimethylaminoethyl β -naphthyl ketone	β -(2-Naphthoyl)propionitrile	38	13
2-Dimethylaminomethyleyclohexanone	Resin or oil	—	13
β -Dimethylaminoethyl 2-furyl ketone	β -(2-Furoyl)propionitrile	57	13
β -Dimethylaminoethyl 2-thienyl ketone	β -(2-Thienoyl)propionitrile	67	13
β -Dimethylaminoethyl 2-benzofuranyl ketone	β -(2-Coumarilyl)propionitrile	21	13

Note: References 206-229 are listed on p. 197.

TABLE VIII
CARBON ALKYLATIONS WITH METHIODIDES OF β -AMINOKETONES

β -Aminoketone as Methiodide	Active Methylene Compound (Condensing Agent)	Simple Alkylation Product	Yield %	Cyclizing Agent	Cyclized Product	Yield %	Reference
1-Morpholino-3-butanone	Diethyl malonate (NaOC ₂ H ₅)	CH ₃ COCH ₂ CH ₂ CH(CO ₂ C ₂ H ₅) ₂	17	—	—	—	58
1-Diethylamino-3-butanone	Ethyl acetoacetate (KOC ₂ H ₅)	CH ₃ COCH(CO ₂ C ₂ H ₅)CH ₂ CH ₂ COCH ₃	57	NaOC ₂ H ₅	3-Methyl-4-carbomethoxy-2-cyclohexen-1-one	—	37
1-Morpholino-3-butanone	Ethyl isopropylacetoacetate (NaOC ₂ H ₅)	—	—	KOH	3-Methyl-6-isopropyl-2-cyclohexen-1-one (piperitone)	50	32, 32a
1-Diethylamino-3-butanone	OC(CH ₂ CH ₂ CO ₂ CH ₃) ₂ (NaOCH ₃)	—	—	—		10	217
1-Diethylamino-3-butanone	OC(CH ₂ CH ₂ CO ₂ CH ₃) ₂ (NaOCH ₃)	—	—	—		—	—
1-Diethylamino-3-butanone	OC(CH(CO ₂ R)CH ₂ CO ₂ R)CH ₂ CH ₂ CO ₂ R (NaOCH ₃) (R = CH ₃ , C ₂ H ₅)	—	—	—		44	217a
1-Diethylamino-3-butanone	2-Methylcyclopentanone (NaNH ₂)	•	—	NaOC ₂ H ₅		29	25, 218
1-Diethylamino-3-butanone	2-Methylcyclohexanone (NaNH ₂)	—	—	—	10-Methyl-2-keto- $\Delta^{1,9}$ -octalin	38	25
1-Diethylamino-3-pentanone	1,3-Cyclohexanedione (?)		—	? †	1-Methyl-2,5-diketo- $\Delta^{1,9}$ -octalin	—	219

1-Diethylamino-3-butanone	2-Methyl-1,3-cyclohexanedione (NaOCH ₃)	—	—	—		50	220
1-Diethylamino-3-butanone	2-Carboxycyclohexanone (NaOC ₂ H ₅)	—	—	—		38	25
1-Diethylamino-3-butanone	2-Carbomethoxycycloheptanone (NaOCH ₃)		86	KOH + H ₂ O + CH ₃ OH		65	27
1-Diethylamino-3-butanone	2-Carbomethoxycyclooctanone (NaOCH ₃)		78	HCl + CH ₃ CO ₂ H		14	28
1-Diethylamino-3-butanone	2-Carbomethoxycyclononanone (NaOCH ₃)		79	HCl + CH ₃ CO ₂ H		32	28
1-Diethylamino-3-butanone	2-Carbomethoxycyclodecanone (NaOCH ₃)		78	HCl + CH ₃ CO ₂ H		70	28
1-Diethylamino-3-butanone	2-Carbomethoxycyclotridecanone (NaOCH ₃)		—	HCl + CH ₃ CO ₂ H		—	29

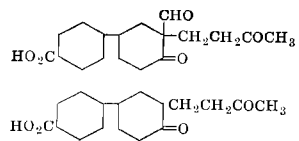
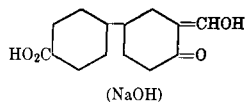
Note: References 206-220 are listed on p. 197.

TABLE VIII—Continued

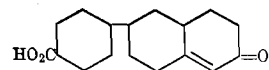
CARBON ALKYLATIONS WITH METHIODIDES OF β -AMINOKETONES

β -Aminoketone as Methiodide	Active Methylene Compound (Condensing Agent)	Simple Alkylation Product	Yield %	Cyclizing Agent	Cyclized Product	Yield %	Reference
1-Diethylamino-3-butanone	2-Carbomethoxycyclopentadecanone (NaOCH ₃)		78	HCl + CH ₃ CO ₂ H		90	27
1-Dimethylamino-3-butanone	 (NaOCH ₃)		94	KOH + H ₂ O + CH ₃ OH		81	27
1-Dimethylamino-3-butanone	 (NaOCH ₃)		—	NaOCH ₃	6-Cyclohexyl-10-carbomethoxy-2-keto- $\Delta^{1,9}$ -octalin	17	221
1-Dimethylamino-3-butanone	 (NaOCH ₃)	Not isolated	—	KOH + H ₂ O + HCl + CH ₃ CO ₂ H	6-Cyclohexyl-2-keto- $\Delta^{1,9}$ -octalin	48 †	221
1-Dimethylamino-3-butanone	 (NaOCH ₃)		—	KOH + CH ₃ OH	6-Cyclohexyl-2-keto- $\Delta^{1,9}$ -octalin	12–20 †	221
1-Dimethylamino-3-butanone	 (NaOCH ₃)		76	HCl + CH ₃ CO ₂ H	6-Cyclohexyl-2-keto- $\Delta^{1,9}$ -octalin	47 (72 †)	221
			21	KOH + H ₂ O	6-Cyclohexyl-2-keto- $\Delta^{1,9}$ -octalin	68 (82 †)	221

1-Diethylamino-3-butanone

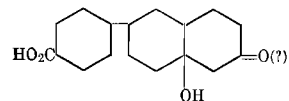


81-88



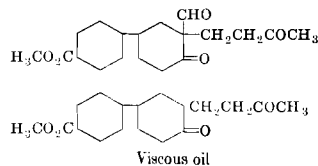
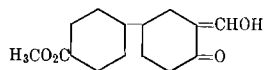
83-90
73 over-
all

30a

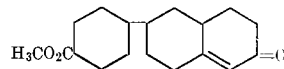


30b

1-Diethylamino-3-butanone

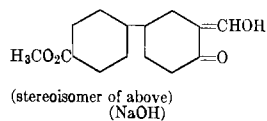


91-100

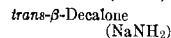


30c

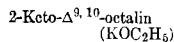
1-Diethylamino-3-butanone



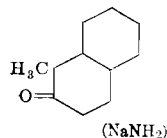
1-Diethylamino-3-butanone



1-Diethylamino-3-butanone



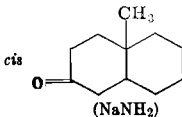
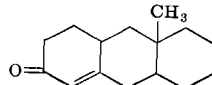
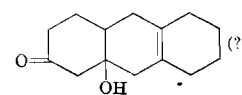
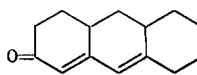
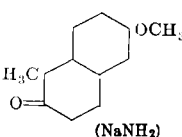
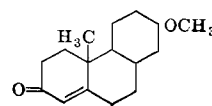
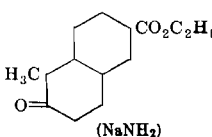
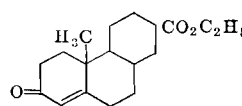
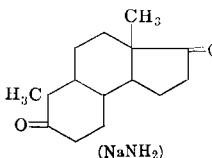
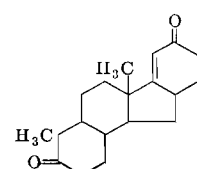
1-Diethylamino-3-butanone



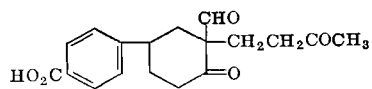
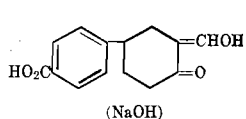
Note: References 206-229 are listed on p. 197.

TABLE VIII—Continued

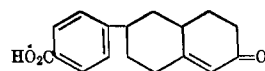
CARBON ALKYLATIONS WITH METHIODIDES OF β -AMINOKETONES

β -Aminoketone as Methiodide	Active Methylene Compound (Condensing Agent)	Simple Alkylation Product	Yield %	Cyclizing Agent	Cyclized Product	Yield %	Refer- ence
1-Diethylamino-3-butanone	 <i>cis</i> (NaNH ₂)	—	—	—		12	218
1-Diethylamino-3-butanone	1-Hydroxymethylene-2-keto- $\Delta^9,10$ -octalin (KOC ₂ H ₅)		—	KOH		11	222
1-Diethylamino-3-butanone	 (NaNH ₂)	—	—	—		28	234
1-Diethylamino-3-butanone	 (NaNH ₂)	—	—	—		16	234
1-Diethylamino-3-butanone	 (NaNH ₂)	—	—	—		—	34

1-Diethylamino-3-butanone



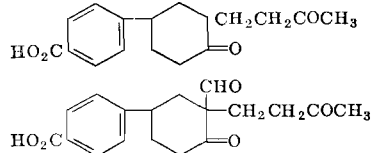
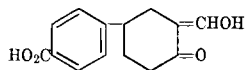
82-90



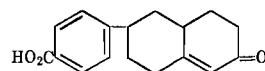
80-88
(72 over-
all)

30a

1-Diethylamino-3-butanone



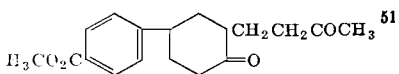
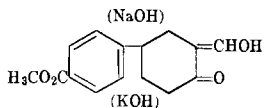
51



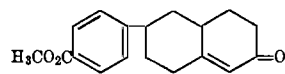
85

30a

1-Diethylamino-3-butanone



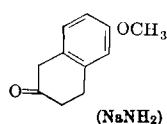
51



50

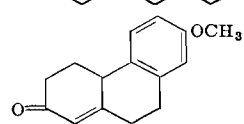
30a

1-Diethylamino-3-butanone



—

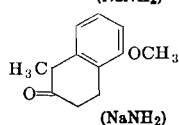
—



19

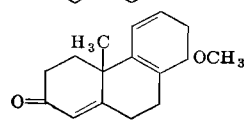
31

1-Diethylamino-3-butanone



—

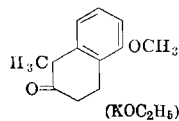
—



55

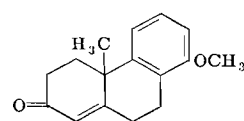
225

1-Diethylamino-3-butanone



—

—



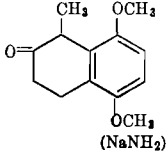
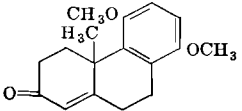
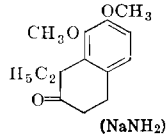
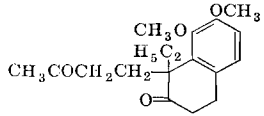
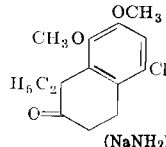
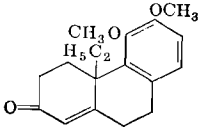
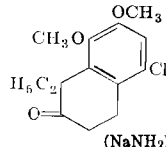
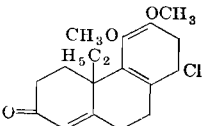
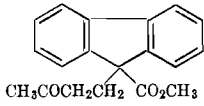
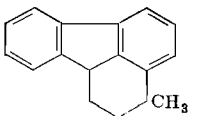
71

35

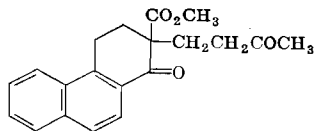
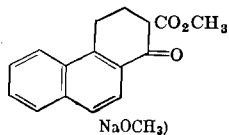
Note: References 206-229 are listed on p. 197.

TABLE VIII—Continued

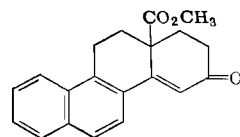
CARBON ALKYLATIONS WITH METHIODIDES OF β -AMINOKETONES

β -Aminoketone as Methiodide	Active Methylene Compound (Condensing Agent)	Simple Alkylation Product	Yield %	Cyclizing Agent	Cyclized Product	Yield %	Reference
1-Diethylamino-3-butanone	 (NaNH ₂)	—	—	—		43-48	226
1-Diethylamino-3-butanone	 (NaNH ₂) (large excess NaNH ₂)		—	—	—	—	36
1-Diethylamino-3-butanone	 (NaNH ₂)	—	—	—		—	36
1-Diethylamino-3-butanone	 (NaNH ₂)	—	—	—		—	36
1-Morpholino-3-butanone	Methyl fluorene-9-carboxylate (NaOCH ₃)		45	§		—	227

1-Dimethyl-
amino-
3-butanone

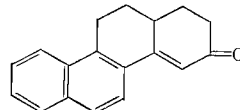


92 NaOCH₃



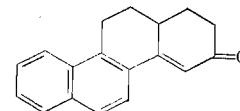
79 26

KOH +
CH₃OH



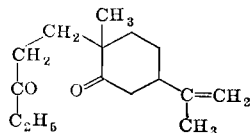
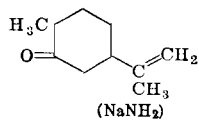
90 26

HCl +
CH₃CO₂H

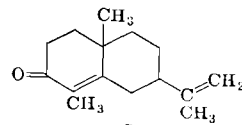


84 26

1-Diethylamino-
3-pentanone



29 NaOC₂H₅



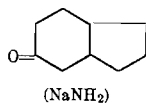
70 33

H₂SO₄

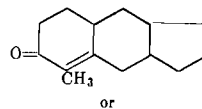
β -Cyperone
(stereoisomer of above)

72 33

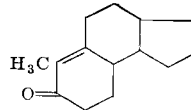
1-Diethylamino-
3-pentanone



— —



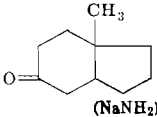
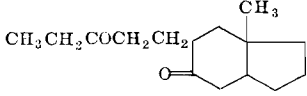
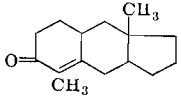
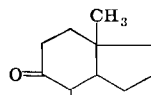
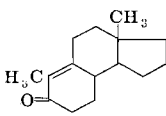
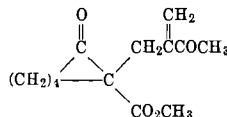
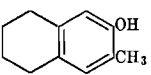
31 211

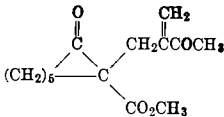
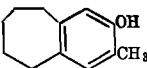
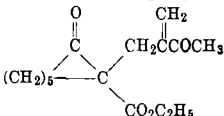
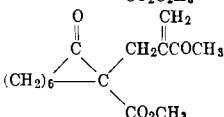
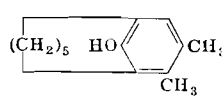
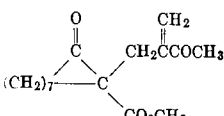
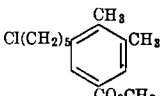
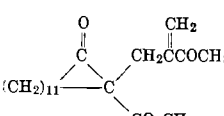
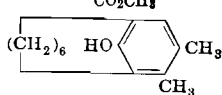
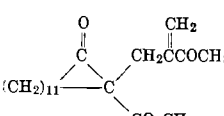
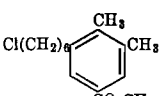
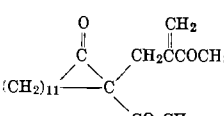
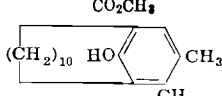


Note: References 206-229 are listed on p. 197.

TABLE VIII—Continued

CARBON ALKYLATIONS WITH METHIODIDES OF β -AMINOKETONES

β -Aminoketone as Methiodide	Active Methylene Compound (Condensing Agent)	Simple Alkylation Product	Yield %	Cyclizing Agent	Cyclized Product	Yield %	Reference
1-Diethylamino-3-pentanone	 (NaNH ₂)	 CH ₃ CH ₂ COCH ₂ CH ₂	23	NaOC ₂ H ₅	 CH ₃	—	
		or  CH ₃			or  H ₃ C	—	218
1-Morpholino-2-methyl-3-butanone	Ethyl methylacetoacetate (NaOC ₂ H ₅)	—	—	KOH	3,4,6-Trimethyl-2-cyclohexen-1-one	65	32,32a
1-Morpholino-4-methyl-3-pentanone	Ethyl methylacetoacetate (NaOC ₂ H ₅)	—	—	KOH	3-Isopropyl-6-methyl-2-cyclohexen-1-one (carvenone)	12	32,32a
1-Morpholino-5-carboxy-3-pentanone	Ethyl benzoilbenzoate (NaOC ₂ H ₅)	—	—	—	2-Phenyl-6-keto-1-cyclohexeneacetic acid	—	32
1-Morpholino-4,4-dimethyl-3-pentanone	Ethyl acetoacetate (NaOC ₂ H ₅)	—	—	KOH	3- <i>t</i> -Butyl-2-cyclohexen-1-one	45	32a
1-Morpholino-5-methyl-3-hexanone	Ethyl acetoacetate (NaOC ₂ H ₅)	—	—	KOH	3-Isobutyl-2-cyclohexen-1-one	45	32a
1,1-Bis(diethylamino-methyl)-acetone	2-Carboxycyclohexanone (NaOCH ₃)	 (CH ₂) ₄	76	HCl + CH ₃ CO ₂ H	 OH CH ₃	15	27a

1,1-Bis(diethylamino-methyl)-acetone	2-Carbethoxycycloheptanone (NaOCH ₃)		69 HCl + CH ₃ CO ₂ H		19	27a
1,1-Bis(diethylamino-methyl)-acetone	2-Carbethoxycycloheptanone (NaOC ₂ H ₅)		—	—	—	27a
1,1-Bis(diethylamino-methyl)-acetone	2-Carbomethoxycyclooctanone (NaOCH ₃)		63 HCl + CH ₃ CO ₂ H		35	27a
1,1-Bis(diethylamino-methyl)-acetone	2-Carbomethoxycyclononanone (NaOCH ₃)		68 HCl + CH ₃ CO ₂ H		51	27a
1,1-Bis(diethylamino-methyl)-acetone	2-Carbomethoxycyclotridecanone (NaOCH ₃)		68 HCl + CH ₃ CO ₂ H		42	
1,1-Bis(diethylamino-methyl)-acetone	2-Carbomethoxycyclotridecanone (NaOCH ₃)		68 HCl + CH ₃ CO ₂ H		37	27a
1,1-Bis(diethylamino-methyl)-acetone	2-Carbomethoxycyclotridecanone (NaOCH ₃)		68 HCl + CH ₃ CO ₂ H		50	27a

Note: References 206-229 are listed on p. 197.

TABLE VIII—Continued

CARBON ALKYLATIONS WITH METHIODIDES OF β -AMINOKETONES

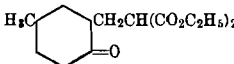
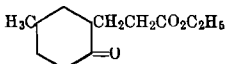
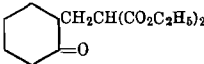
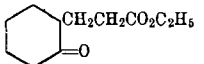
β -Aminoketone as Methiodide	Active Methylene Compound (Condensing Agent)	Simple Alkylation Product	Yield %	Cyclizing Agent	Cyclized Product	Yield %	Reference
1,1-Bis(diethylamino-methyl)-acetone	2-Carbomethoxycyclopentadecanone (NaOCH ₃)		58	HCl + CH ₃ CO ₂ H		80	27
1,1-Bis(dimethylamino-methyl)-acetone	 (NaOCH ₃)		72	KOH + CH ₃ OH		43	26
				HCl + CH ₃ CO ₂ H then (CH ₃ CO) ₂ O		76-83	26
1-Methyl-4-piperidone	Diethyl malonate (?)	COCH ₂ CH ₂ N(CH ₃) ₂ CH ₂ CH ₂ CH(CO ₂ C ₂ H ₅) ₂	25	—	—	—	37
1-Methyl-4-piperidone	Ethyl acetoacetate (KOC ₂ H ₅)	CH ₃ COCHCO ₂ C ₂ H ₅ CH ₂ CH ₂ COCH ₂ CH ₂ N(CH ₃) ₂	21	H ₂ SO ₄	3-(2'-Dimethylamino)ethyl-6-carbomethoxy-2-cyclohexen-1-one	—	37
1-Ethyl-4-piperidone	Ethyl acetoacetate (2 moles KOC ₂ H ₅)	[CH ₂ COCH(CO ₂ C ₂ H ₅)CH ₂ CH ₂] ₂ CO	—	—	—	—	37
1-Methyl-4-piperidone	2-Carbomethoxycyclopentanone (KOC ₂ H ₅)		5	HCl		13	37

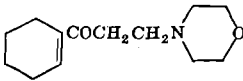
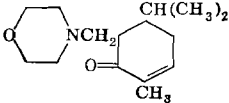
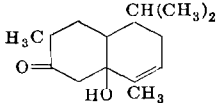
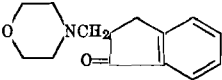
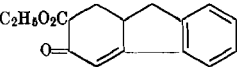
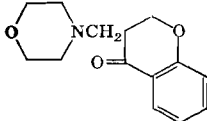
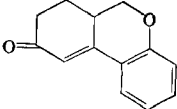
1-Ethyl-4-piperidone	2-Carboethoxycyclohexanone (KOC ₂ H ₅)		72	—	—	—	37
β -Morpholino-propio-phenone	Ethyl acetoacetate (NaOC ₂ H ₅)	—	—	KOH	3-Phenyl-2-cyclohexen-1-one	60	32, 32a
β -Morpholino-propio-phenone	COCH ₂ CO ₂ C ₂ H ₅ CH ₂ CH ₂ CO ₂ C ₂ H ₅ (NaOC ₂ H ₅)	—	—	—	2-Phenyl-6-keto-1-cyclohexeneacetic acid	—	32
β -Diethylamino-propio-phenone (methosulfate)	Methyl fluorene-9-carboxylate (NaOCH ₃)		83	§		—	227
β -Morpholino-propio-phenone (methosulfate)	Methyl fluorene-9-carboxylate (NaOCH ₃)		<83	—	—	—	227
β -Dimethylaminopivalo-phenone	Sodium cyanide	β -Dimethylaminopivalo-phenone	50	—	—	—	11
2-Dimethylaminoethyl-cyclohexanone	Diethyl malonate (NaOC ₂ H ₅)		60		—	—	215

Note: References 208-229 are listed on p. 197.

TABLE VIII—Continued

CARBON ALKYLATIONS WITH METHIODIDES OF β -AMINOKETONES

β -Aminoketone as Methiodide	Active Methylene Compound (Condensing Agent)	Simple Alkylation Product	Yield %	Cyclizing Agent	Cyclized Product	Yield %	Refer- ence
2-Diethylaminomethylcyclohexanone	Ethyl acetoacetate (NaOC_2H_5)	—	—	—	2-Keto- $\Delta^{1,9}$ -octalin	50	25
2-Dimethylaminomethyl-4-methylcyclohexanone	Diethyl malonate (NaOC_2H_5)		40	—	—	—	215
			28	—	—	—	—
2-Dimethylaminomethyl-6-methylcyclohexanone	Diethyl malonate (NaOC_2H_5)		42	—	—	—	215
			—	—	—	—	—
2-Diethylaminomethyl-6-methylcyclohexanone	Ethyl acetoacetate (NaOC_2H_5)	—	—	—	2-Keto-8-methyl- $\Delta^{1,9}$ -octalin	60	25
2-Diethylaminomethyl-4-methoxycyclohexanone	Ethyl acetoacetate (NaOC_2H_5)	—	—	—	2-Keto-6-methoxy- $\Delta^{1,9}$ -octalin	27	224
2-Diethylaminomethyl-4-methoxycyclohexanone	Ethyl propionylacetate (NaOC_2H_5)	—	—	—	2-Keto-1-methyl-6-methoxy- $\Delta^{1,9}$ -octalin	22	224
2-Diethylaminomethyl-4-carbomethoxycyclohexanone	Ethyl propionylacetate (NaOC_2H_5)	—	—	—	2-Keto-1-methyl-6-carbomethoxy- $\Delta^{1,9}$ -octalin	13	224

	Diethyl malonate (NaOC ₂ H ₅)	—	—	—	4,4-Dicarbethoxy-1- <i>trans</i> -decalone	77	32a
	Ethyl methylacetoacetate (NaOC ₂ H ₅)	—	—	—		50	32, 228
2-Piperidinomethyl-3-methyl-6-isopropylcyclohexanone	Ethyl acetoacetate (NaOC ₂ H ₅)	—	—	—	2-Keto-5-methyl-8-isopropyl- $\Delta^{1,9}$ -octalin	—	32
2-Morpholinomethyl-3-methyl-6-isopropylcyclohexanone	Ethyl acetoacetate (NaOC ₂ H ₅)	—	—	KOH	2-Keto-5-methyl-8-isopropyl- $\Delta^{1,9}$ -octalin	82	32b
	Ethyl acetoacetate (NaOC ₂ H ₅)	—	—	—		40	70
	Ethyl acetoacetate (NaOC ₂ H ₅)	—	—	—		25	229

Note: References 206–229 are listed on p. 197.

* The simple alkylation product was not isolated.

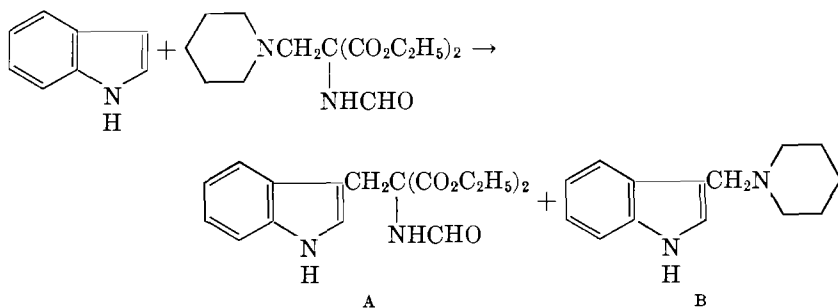
† The simple alkylation product was cyclized as the methyl or isopropyl ether.

‡ The product was isolated as the semicarbazone.

§ The material was cyclized after decarboxylation and reduction to the alcohol.

|| This is the combined yield of the two products.

TABLE IX

AN ALKYLATION OF INDOLE WITH DIETHYL PIPERIDINOMETHYLFORMAMIDOMALONATE ⁵⁹

Solvent	Catalyst	Yield of	Yield of
		Alkylated Product (A)	Indole Mannich Base (B)
		%	%
Mesitylene	NaOH	10	0
Xylene	NaOH	76	0
Xylene	None	0	70
Toluene	NaOH	21	0
Toluene	None	16	22
Benzene	NaOH	0	13
Benzene	None	0	0

TABLE X

CARBON ALKYLATIONS WITH MANNICH BASES DERIVED FROM NITRO COMPOUNDS ^{21a}

Mannich Base or Quaternary Salt	Compound Alkylated	Solvent; Catalyst	Product	Yield %
1-Dimethylamino-2-nitrobutane	1-Nitropropane	None; NaOH	3,5-Dinitroheptane	34
1-Diethylamino-2-nitrobutane	1-Nitropropane	None; NaOH	3,5-Dinitroheptane	18
1-Dimethylamino-2-nitrobutane	2-Nitropropane	None; NaOH	2-Methyl-2,4-dinitrohexane	55
1-Diethylamino-2-nitrobutane	Methyl cyanoacetate	Xylene; none	Methyl 2-cyano-4-nitrohexanoate	23
1-Diethylamino-2-nitrobutane	Ethyl cyanoacetate	Xylene; none	Ethyl 2-cyano-4-nitrohexanoate	16
1-Dimethylamino-2-methyl-2-nitropropane	2-Nitropropane	None; NaOH	Alkylation failed	
1-Dimethylamino-2-methyl-2-nitropropane methiodide	Ethyl acetamido-cyanoacetate	—	Alkylation failed	
1-Dimethylamino-2-methyl-2-nitropropane methiodide	α -Naphthol	—	Alkylation failed	

REFERENCES TO TABLES I-X

- ²⁰⁶ Shechter and Kaplan, *J. Am. Chem. Soc.*, **73**, 1883 (1951).
²⁰⁷ Hansch and Godfrey, *J. Am. Chem. Soc.*, **73**, 3518 (1951); Fox and Bullock, *ibid.*, **73**, 2756 (1951).
²⁰⁸ Brehm, *J. Am. Chem. Soc.*, **71**, 3541 (1949).
²⁰⁹ C. Thompson, doctoral thesis, University of Illinois, Urbana, Ill., 1949; Snyder, Thompson, and Hinman, *J. Am. Chem. Soc.*, **74**, 2009 (1952).
²¹⁰ Cook, Loudon, and McCloskey, *J. Chem. Soc.*, **1951**, 1203.
²¹¹ McQuillin and Robinson, *J. Chem. Soc.*, **1941**, 586.
²¹² Dodson and Sollman, *J. Am. Chem. Soc.*, **73**, 4197 (1951); see also Choudhuri and Mukharji, *J. Ind. Chem. Soc.*, **29**, 336 (1952).
²¹³ Cope and Hermann, *J. Am. Chem. Soc.*, **72**, 3405 (1950).
²¹⁴ Abdullah, *J. Ind. Chem. Soc.*, **12**, 62 (1935).
²¹⁵ Frank and Pierle, *J. Am. Chem. Soc.*, **73**, 724 (1951).
²¹⁶ Hagget and Archer, *J. Am. Chem. Soc.*, **71**, 2255 (1949).
²¹⁷ Robinson and Seijo, *J. Chem. Soc.*, **1941**, 582.
^{217a} Birch and Murray, *J. Chem. Soc.*, **1951**, 1888.
²¹⁸ McQuillin and Robinson, *J. Chem. Soc.*, **1938**, 1097.
²¹⁹ Wilds, Ralls, Wildman, and McCaleb, *J. Am. Chem. Soc.*, **72**, 5794 (1950).
²²⁰ Wendler, Slates, and Tishler, *J. Am. Chem. Soc.*, **73**, 3816 (1951).
²²¹ Shunk and Wilds, *J. Am. Chem. Soc.*, **71**, 3946 (1949).
²²² Birch, Murray, and Smith, *J. Chem. Soc.*, **1951**, 1945.
²²³ Robinson and Weygand, *J. Chem. Soc.*, **1941**, 386.
²²⁴ Cook and Robinson, *J. Chem. Soc.*, **1941**, 391.
²²⁵ Cornforth and Robinson, *J. Chem. Soc.*, **1946**, 676.
²²⁶ Grob and Jundt, *Helv. Chim. Acta*, **31**, 1691 (1948).
²²⁷ Stubbs and Tucker, *J. Chem. Soc.*, **1950**, 3288.
²²⁸ Briggs, Gill, Lions, and Taylor, *J. Chem. Soc.*, **1949**, 1098.
²²⁹ Harradence, Hughes, and Lions, *J. Proc. Roy. Soc. N. S. Wales*, **72**, 273 (1939) [*C. A.*, **33**, 6841 (1939)].

CHAPTER 4

THE VON BRAUN CYANOGEN BROMIDE REACTION

HOWARD A. HAGEMAN

*General Laboratories, United States Rubber Company **

CONTENTS

	PAGE
INTRODUCTION	199
MECHANISM	202
SCOPE AND LIMITATIONS	205
Acyclic Amines	205
β,γ -Unsaturation	206
Substituted Allyl and Benzyl Groups	207
The Cyanomethyl Group	210
Methylenediamines	211
A Steric Anomaly	211
Cyclic Amines	212
Ethylenimines	212
Azetidines	213
Pyrrolidines and Other Five-Membered Rings	213
Piperidines and Other Six-Membered Rings	215
Morpholines and Piperazines	217
Pyridines and Quinolines	218
Alkaloids	220
SYNTHETIC APPLICATIONS	224
EXPERIMENTAL CONDITIONS AND PROCEDURES	226
Solvents	226
Order of Mixing Reactants	226
Isolation of Products	227
Preparation and Properties of Cyanogen Bromide	228
Bromoacetonitrile	228
α -Vinylbenzyl Bromide	228
<i>n</i> -Butyl- β -bromoethylecyanamide	229
<i>n</i> -Butyl-4-bromopentylcyanamide and <i>n</i> -Butyl-(1-methyl-4-diethylamino- butyl)cyanamide	229
Cyanonorcocaine	229
RELATIVE EASE OF CLEAVAGE OF AMINES BY CYANOGEN BROMIDE	230
Table I. Relative Ease of Removal of Alkyl Groups	231
Table II. Relative Ease of Ring Cleavage of Cyclic Amines	232

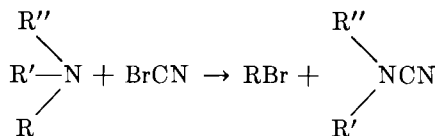
* Present address: Naugatuck Chemical Company.

	PAGE
TABULAR SURVEY	232
Table III. Acyclic Amines	234
A. Miscellaneous Aliphatic Amines	234
B. Derivatives of Allylamine	234
C. Derivatives of Benzylamine	236
D. Derivatives of Other Arylmethylamines	239
E. Derivatives of Aromatic Amines	240
Table IV. Cyclic Amines	245
A. Three- and Four-Membered Rings	245
B. Five-Membered Rings	246
C. Six- and Seven-Membered Rings	249
D. Pyridine-Type Amines	255
Table V. Alkaloids	259

INTRODUCTION

The reaction of a tertiary amine with cyanogen bromide was first described in 1900 by Julius von Braun,¹ who subsequently elaborated the reaction to such an extent that it rightfully bears his name. The reaction apparently was discovered independently by Scholl and Nörr,² whose paper was submitted for publication five weeks after the submission of von Braun's first paper.

Generally, a tertiary amine reacts with cyanogen bromide to yield an alkyl bromide and a disubstituted cyanamide. The direct conversion of



secondary amines to disubstituted cyanamides with cyanogen bromide proceeds in low yield because some of the amine is converted to its hydrobromide. Furthermore, the amine hydrobromide frequently reacts with the cyanamide formed to give a guanidine as the principal product.³ Preliminary conversion of the secondary amine to a tertiary amine by reaction with formaldehyde, followed by cleavage of the product with cyanogen bromide, affords a better yield of the disubstituted cyanamide.

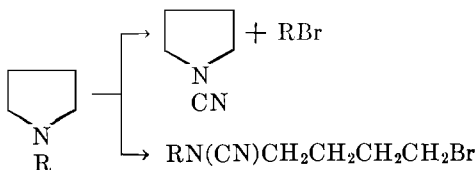
An acyclic amine yields an alkyl bromide and a disubstituted cyanamide as discrete products. The bromide and cyanamide obtained from the cleavage of a monocyclic amine, such as an N-substituted pyrrolidine,

¹ von Braun, *Ber.*, **33**, 1438 (1900).

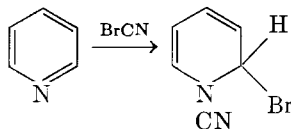
² Scholl and Nörr, *Ber.*, **33**, 1550 (1900).

³ von Braun, *Ber.*, **42**, 2035 (1909).

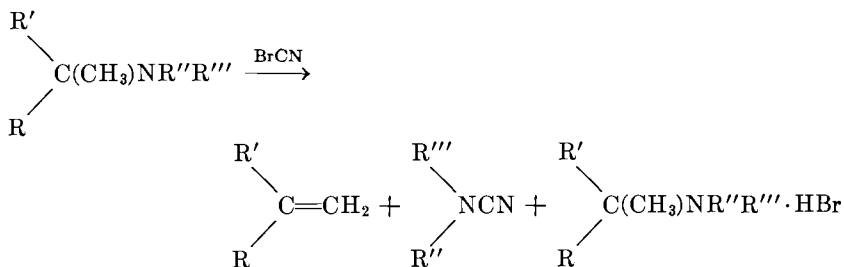
may be discrete compounds, or they may constitute portions of the same molecule. The product from a bicyclic amine necessarily contains



the bromine and the cyanamide group in the same molecule. Nitrogen heterocycles such as pyridine add a mole of cyanogen bromide at the carbon-nitrogen double bond.



An elimination reaction resulting in the formation of an olefin can occur.^{4,5} The presence of a secondary or tertiary alkyl group in the



amine is conducive to olefin formation. When the reaction takes this course, a considerable quantity of the amine is converted to the hydrobromide and is thereby prevented from reacting with the cyanogen bromide.

Von Braun⁴ early in his work noted differences in the vigor of the reaction of various amines with cyanogen bromide. Simple aliphatic amines react so vigorously that dilution with an inert solvent is required to keep the reaction under control. Derivatives of aniline react less readily; N-alkyldiphenylamines require relatively strenuous conditions for cleavage and give poor yields of products. As the nucleophilic character (basicity) of the nitrogen atom is reduced, its tendency to react with cyanogen bromide is lowered; e.g., N-substituted amides do

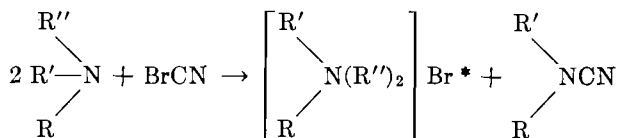
⁴ von Braun, *Ber.*, **33**, 2728 (1900).

⁵ Elderfield and Hageman, *J. Org. Chem.*, **14**, 605 (1949).

not react with cyanogen bromide.⁶ The nucleophilic strength of cyanamides is sufficiently low to prohibit reaction with cyanogen bromide.⁶ Consequently, when an amine is cleaved by cyanogen bromide, there is no danger of any subsequent reaction between the cyanamides formed and excess cyanogen bromide.

The most thoroughly investigated aspect of the von Braun cyanogen bromide reaction is its use to establish the relative lability of various carbon-nitrogen bonds in tertiary amines. For this purpose it is necessary to determine which of the three substituents is displaced as an alkyl bromide or olefin. Correlation of the large amount of data on the relative ease of removal of different groups enables one to predict approximately how a particular amine will be cleaved (see p. 231 and Table I). Depending upon the structure of the amine, the cleavage may proceed entirely in one direction, or it may give a mixture of all possible alkyl bromides and disubstituted cyanamides.

A serious interfering side reaction involves reaction of the amine with the alkyl bromide produced by the cleavage to form a quaternary ammonium bromide. This side reaction, which is particularly serious when



highly reactive bromides are involved, is minimized by making certain that the amine is continually in the presence of excess cyanogen bromide during the reaction.

A survey of the literature discloses surprisingly few cases in which the von Braun cyanogen bromide reaction has been employed for synthetic purposes. It has been applied mainly as a method of degradation in the structural analysis of alkaloids.

Many cleavages, however, when run under the proper experimental conditions, proceed smoothly, and the products are obtained in excellent yields. It appears that the reaction could be applied more widely in synthetic organic chemistry than it has been (see p. 224). Unfortunately, much of the experimental work reported lacks details, particularly with regard to yields, and this may have prevented the reaction from attaining wider synthetic use. Many of the reactions reported to give a mixture of products in low yield could certainly be improved by the proper choice of experimental conditions.

⁶ von Braun, *Ber.*, **36**, 2286 (1903).

* For convenience, ionic charges will not be shown when it is obvious that the substance represented is a simple quaternary salt.

The material in this chapter is limited to a discussion of the reaction of tertiary * amines with cyanogen bromide. Reactions of cyanogen bromide with other compounds are mentioned only when they add to this general discussion. The effect of the structure of the amine on the direction of cleavage by cyanogen bromide is emphasized.

MECHANISM

Von Braun's observation of the formation of an initial, transient precipitate ^{1,7} when an amine is mixed with cyanogen bromide led him to propose the preliminary formation of an unstable complex involving quaternary nitrogen. This intermediate is stable only at low temperatures and has never been isolated for characterization.

A brief consideration of the structure and chemical behavior of cyanogen bromide is helpful in understanding its reaction with amines. On the basis of X-ray diffraction studies ⁸ and Raman spectral data,⁹ cyanogen bromide has the structure $\text{Br}-\text{C}\equiv\text{N}$ rather than $\text{Br}-\overset{+}{\text{N}}\equiv\text{C}^-$. In the cyanogen halide series cyanogen chloride nearly always reacts with displacement of the chlorine as chloride ion, whereas in cyanogen iodide the presence of positive iodine is indicated.¹⁰ Cyanogen bromide occupies an intermediate position with respect to the polarity of the carbon-halogen bond. The brominating action of cyanogen bromide ¹¹ and its reaction with Grignard reagents¹² suggest the presence of a positive bromine atom. However, in the greater number of reactions of cyanogen bromide the bromine is displaced as bromide ion. Reaction with aqueous alkali forms bromide and cyanate ions.¹⁰ Reaction with aqueous solutions of primary, secondary, or tertiary amines yields bromide ion quantitatively.¹³ The electrolysis of cyanogen bromide in a variety of organic solvents results in migration of bromine to the anode as bromide ion.¹⁴

The initial reaction of cyanogen bromide with an amine involves a displacement of the bromine as bromide ion with the formation of an

* Throughout the remainder of this chapter the word "amine" is used to designate a tertiary amine unless otherwise indicated.

¹ von Braun, *Ber.*, **40**, 3914 (1907).

⁸ Pauling and Hendricks, *J. Am. Chem. Soc.*, **48**, 641 (1926).

⁹ West and Farnsworth, *J. Chem. Phys.*, **1**, 402 (1933).

¹⁰ Kleinberg, *J. Chem. Education*, **23**, 559 (1946).

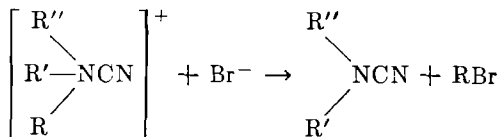
¹¹ Migrdichian, *The Chemistry of Organic Cyanogen Compounds*, p. 115, Reinhold Publishing Corp., New York, 1947.

¹² Grignard, Bellet, and Courtot, *Ann. chim.*, [9] **4**, 28 (1915).

¹³ Griffith, Jobin, and McKeown, *Trans. Faraday Soc.*, **34**, 316 (1938).

¹⁴ Clark and Streight, *Trans. Roy. Soc. Can.*, [3] **22**, III, 323 (1928) [*C. A.*, **23**, 1824 (1929)].

ionic addition compound in which the nitrogen atom is quaternized. As the terminating step, a nucleophilic displacement by bromide ion removes one of the substituents as an alkyl bromide. Von Braun⁴



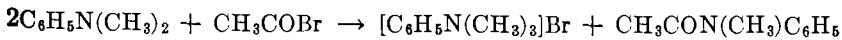
defined the vigor of the reaction as the ease of formation of the quaternary compound. Reduction of the nucleophilic strength of the amine decreases the readiness with which the addition compound is formed. This mechanism is compatible with the known ability of quaternary ammonium salts to function as alkylating agents.¹⁵ The elimination reaction that has been observed⁵ when an amine containing a secondary or a tertiary alkyl group is treated with cyanogen bromide can be interpreted in a manner consistent with this mechanism.

No kinetic studies of the von Braun cyanogen bromide reaction have been reported that shed any light on the mechanism under the conditions normally employed. In fact the only recorded kinetic study of the reaction of cyanogen bromide with amines deals with a measurement of the rate of formation of bromide ion in aqueous solution.¹³ Although second-order kinetics were observed in aqueous solution, the course of the reaction in this instance is admittedly not identical with that in a non-polar solvent.

Evidence supporting a mechanism involving a second-order displacement by bromide ion is afforded by the observation that those alkyl groups whose halides are known from other studies to react readily in displacement reactions are also most readily cleaved from amines as alkyl bromides.¹⁶

In this formulation, the von Braun reaction is akin to other reactions of tertiary amines characterized by conversion of the nitrogen to the quaternary state, followed by dealkylation. Some examples follow.

(a) Acetyl bromide reacts¹⁷ with dimethylaniline in much the same manner as does cyanogen bromide. The formation of the disubstituted



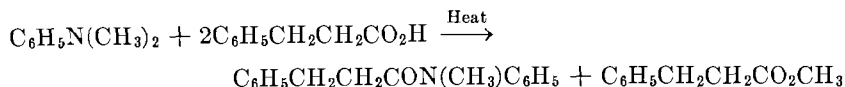
¹⁵ Snyder, Smith, and Stewart, *J. Am. Chem. Soc.*, **66**, 200 (1944); Snyder and Speck, *ibid.*, **61**, 688, 2895 (1939); Rodinov, *Bull. soc. chim. France*, **39**, 305 (1926); **45**, 109 (1929). See also Chapter 3.

¹⁶ von Braun and Engel, *Ann.*, **436**, 299 (1924).

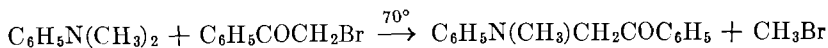
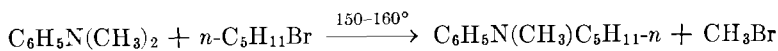
¹⁷ Stadel, *Ber.*, **19**, 1947 (1886).

acetamide is analogous to the formation of cyanamides by cyanogen bromide; both reactions form methyl bromide which may appear, as above, in a quaternary salt of the amine. Acyl chlorides undergo this reaction far less readily than acyl bromides.

(b) The dealkylation of an amine by a carboxylic acid proceeds much less readily than by an acid halide or anhydride.¹⁸ Heating dimethylaniline to 210–220° with β -phenylpropionic acid gives a 15% yield of the disubstituted amide.¹⁹



(c) Demethylation of dimethylaniline is effected by heating with n -amyl bromide²⁰ or phenacyl bromide.²¹ These two reactions merely



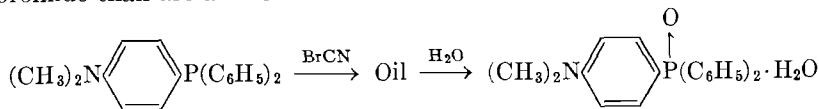
convert one tertiary amine to another; in this respect they differ from the other examples.

Cyanogen bromide reacts with thio ethers and with tertiary phosphines, arsines, and stibines in much the same way as with amines. Thio ethers undergo cleavage with the formation of an alkyl bromide and a thiocyanate,^{22, 23, 24} but no analogous reaction has been observed with



ethers. With thio ethers the relative ease of removal of various alkyl groups parallels closely that observed with amines.

In contrast to triphenylamine, triphenylphosphine forms an addition compound with cyanogen bromide, but no cleavage to bromobenzene takes place. Phosphines appear to be attacked more readily by cyanogen bromide than are amines.²⁵



¹⁸ Tiffeneau and Fuhrer, *Bull. soc. chim. France*, [4] **15**, 163 (1914).

¹⁹ von Braun and Weissbach, *Ber.*, **63**, 489 (1930).

²⁰ Claus and Rautenberg, *Ber.*, **14**, 622 (1881).

²¹ Stadel and Siepermann, *Ber.*, **14**, 984 (1881).

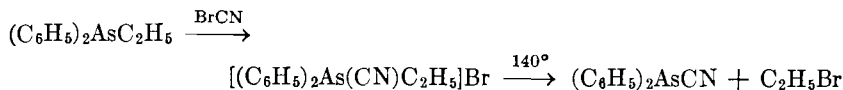
²² von Braun and Engelbertz, *Ber.*, **56**, 1573 (1923).

²³ von Braun, May, and Michaelis, *Ann.*, **490**, 189 (1931).

²⁴ von Braun and Friedsam, *Ber.*, **63**, 2407 (1930).

²⁵ Steinkopf and Buckheim, *Ber.*, **54**, 1024 (1921).

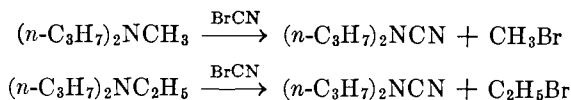
Tertiary arsines react with cyanogen bromide ^{26,27,28} to form addition products that are considerably more stable than those from amines; for example, ethyldiphenylarsine yields an addition complex that can be isolated and undergoes cleavage only when heated.²⁹ Tertiary stibines ³⁰ react with cyanogen bromide in a similar manner.



SCOPE AND LIMITATIONS

Acyclic * Amines

The cleavage of an unsymmetrically substituted amine of low molecular weight occurs predominantly in the direction involving displacement of the smallest group.¹ Upon ascending the normal aliphatic series,



the ease of removal of the alkyl group decreases, the difference between adjacent homologs being greater between the lower members of the series. Above *n*-hexyl there is no detectable difference in the ease of cleavage of consecutive members.³¹ Other structural features, such as branching of the chain and the presence of β,γ -unsaturation, are far more significant than the size of the group. Cleavage of an aromatic amine to give an aryl bromide has never been observed. A rule that is helpful, though not inviolable, for predicting which alkyl group will be removed from the amine can be derived from a comparison of the relative reactivities of the corresponding alkyl bromides. Generally those groups, such as allyl and benzyl, whose halides are known to be highly reactive in displacement reactions ^{16,32} are cleaved more readily than less reactive groups. However, when a substituent is cleaved with the formation of an olefin, this rule is not applicable.

²⁶ Steinkopf and Wolfram, *Ber.*, **54**, 848 (1921).

²⁷ Steinkopf and Schwen, *Ber.*, **54**, 2791 (1921).

²⁸ Steinkopf and Müller, *Ber.*, **54**, 841 (1921).

²⁹ Steinkopf, Donat, and Jager, *Ber.*, **55**, 2597 (1922).

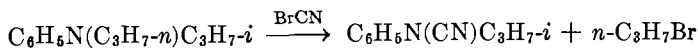
³⁰ Morgan and Yarsley, *Proc. Roy. Soc. London, Series A*, **110**, 534 (1926).

* The term "acyclic" is employed here to denote that the nitrogen atom of the amine is not part of a ring. It is not used in the strict sense that cyclic substituents are excluded.

³¹ von Braun and co-workers, *Ann.*, **607**, 1 (1933).

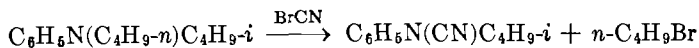
³² Hammett, *Physical Organic Chemistry*, 1st ed., p. 154, McGraw-Hill Book Co., New York, 1940.

Since a phenyl group is not removed from an amine by cyanogen bromide, dialkylanilines containing different alkyl groups have been employed extensively for dealkylation studies. The *n*-propyl group is removed more readily than the isopropyl group when *n*-propylisopropylaniline is allowed to react with a molar equivalent of cyanogen bromide



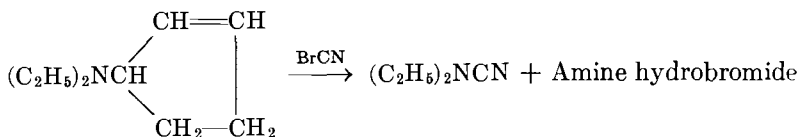
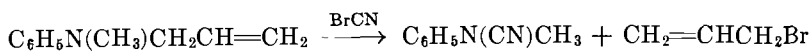
at the temperature of the steam bath.⁴ The tendency of the isopropyl group to undergo removal by an elimination reaction has been observed in the reaction of diisopropylaniline with cyanogen bromide. In this reaction an appreciable quantity of diisopropylaniline hydrobromide is formed.⁴ Since isopropyl bromide did not react with diisopropylaniline under comparable conditions, it can be concluded that the isopropyl group is removed directly from the quaternary addition compound as propylene.

The greater lability of the *n*-butyl group compared with the isobutyl group has been shown by the cleavage of *n*-butylisobutylaniline.³³ Very



little cleavage to give isobutyl bromide was observed. More remote branching of the chain, as in the isoamyl group and higher homologs, is much less influential.

β,γ -Unsaturation. The labilizing effect of β,γ -unsaturation is demonstrated by the cleavage of methylallylaniline,⁴ and diethylcyclopentenylamine.³⁴ No mention was made of the isolation of any cyclopentenyl



bromide in the latter reaction. It is not surprising that transfer of the unsaturation to a more remote position greatly reduces the lability, as has been shown by the cleavage of dimethyl-4-pentenylamine.³⁵ This



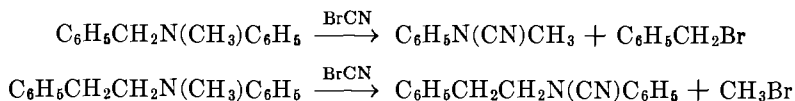
³³ von Braun and Murjahn, *Ber.*, **59**, 1202 (1926).

³⁴ von Braun and Kühn, *Ber.*, **60**, 2551 (1927).

³⁵ von Braun and Kohler, *Ber.*, **51**, 79 (1918).

reaction illustrates a common side reaction involving the formation of a quaternary ammonium bromide by the reaction of the liberated alkyl bromide with the amine. A determination of the structure of the quaternary bromide reveals the direction of cleavage of the amine.

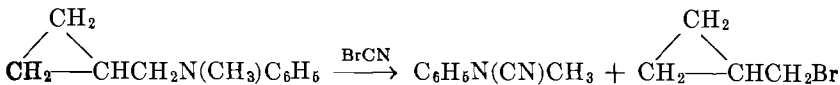
Though the benzyl group³⁶ is more susceptible to cleavage from an amine by cyanogen bromide than the methyl group, a phenethyl group³⁷



is more resistant to cleavage. When removed further than the β position, the phenyl group exerts no labilizing influence.

The removal of an allyl group in preference to a benzyl group is demonstrated by the cleavage of allyldibenzylamine and allylbenzylaniline.³⁶ In these reactions the products contained only traces of benzyl bromide.

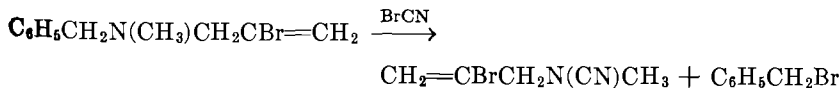
An interesting labilizing effect is associated with the presence of a cyclopropyl group. The cyclopropylmethyl group³⁸ is more readily removed than a methyl group. It is, however, less readily removed



than a benzyl group.

Amines containing the more readily displaced substituents do not necessarily react more vigorously with cyanogen bromide. For instance, tribenzylamine does not react with cyanogen bromide at room temperature; heating to about 70° is required to effect an appreciable rate of reaction.¹

Substituted Allyl and Benzyl Groups. Extensive studies have been made of the effect of substituents on the ease of removal of allyl^{16,39} and benzyl^{16,23,24,31,39,40} groups. The introduction of a chlorine or bromine atom into the β or γ position of the allyl group increases the resistance to cleavage to the extent that these groups are less easily removed than a benzyl group.³⁹ The difference between the effect of bromine and that



³⁶ von Braun and Schwartz, *Ber.*, **35**, 1279 (1902).

³⁷ von Braun, *Ber.*, **43**, 3209 (1910).

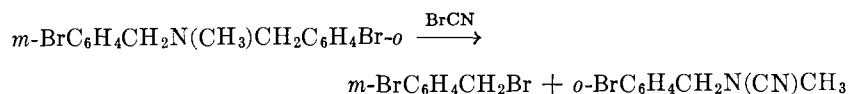
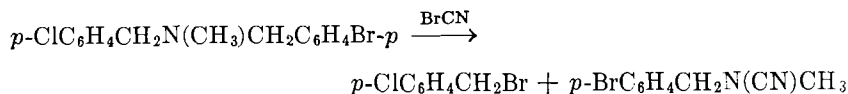
³⁸ von Braun, Fussgänger, and Kühn, *Ann.*, **445**, 201 (1925).

³⁹ von Braun, Kühn, and Weismantel, *Ann.*, **449**, 249 (1926).

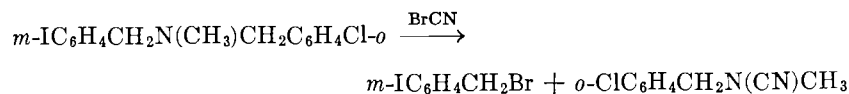
⁴⁰ von Braun, Michaelis, and Spanig, *Ber.*, **70**, 1241 (1937).

of chlorine on the lability of substituted allyl groups is too small to be detected by the method of product analysis employed. However, a halogen in the β position has been shown to produce greater resistance to cleavage of the group than one in the γ position.³⁹ An increase in the lability of the allyl group is caused by a phenyl group in the γ position.¹⁶

The presence of halogen in the ring of the benzyl group influences the lability of this group in a definite way.³¹ With the exception of substitution by fluorine, which appears to exert little influence, the halogen-substituted benzyl groups show greater resistance to cleavage than the unsubstituted benzyl group. The lability of the substituted benzyl group decreases in the order $\text{Cl} > \text{Br} > \text{I}$.³¹ With reference to position,

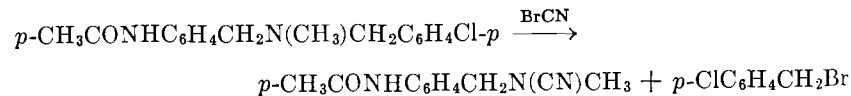


the lability decreases in the order *para* > *meta* > *ortho*. Variation of the position exerts a more pronounced influence than variation of the halogen. This is shown by the cleavage of *o*-chlorobenzyl-*m*-iodobenzyl-methylamine.³¹ In the examples cited, the occurrence of cleavage almost

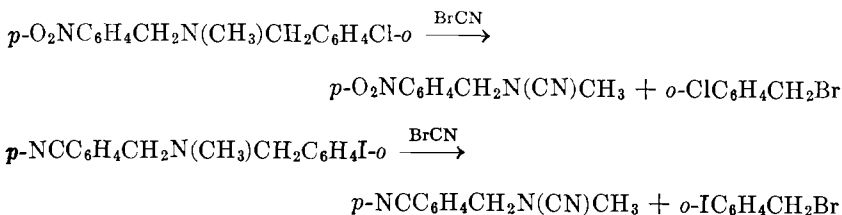


exclusively in the directions indicated shows that the differences in the lability of these substituted benzyl groups are quite pronounced.

Other substituents, like the halogens, decrease the lability of the benzyl group most effectively when in the *ortho* position. Variation of the lability with change in position is not so marked with the nitro group as with the halogens.⁴⁰ Qualitative evaluation of the effect of different substituents in any particular position upon increasing the resistance to cleavage of the benzyl group gives the following decreasing order of effectiveness: $\text{NO}_2 > \text{CN} > \text{I} > \text{Br} > \text{Cl} > \text{H}$. The acetamino group⁴⁰ has been shown to increase the resistance to cleavage of the benzyl group to a greater extent than chlorine but no data comparing it with bromine and iodine are available. The nitro and cyano groups

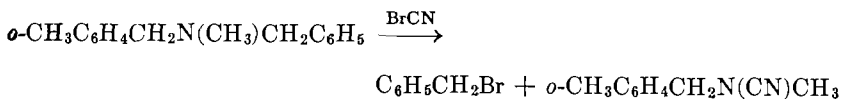


increase the resistance to cleavage of a benzyl group to a greater extent than any of the halogens, even when the latter are in the *ortho* position.⁴⁰

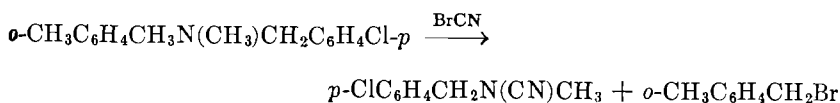


However, no case has been reported in which the lability of a benzyl group has been reduced by a substituent on the ring to the extent that its resistance to cleavage equals that of a methyl group.

Substituents that labilize the benzyl group, listed in the order of decreasing effectiveness, are as follows: methoxyl > phenyl, cyclohexyl > *p*-xenyl > ethyl > methyl > H.^{23,31} In this series also, a substituent in the *ortho* position produces a less labile benzyl group than when it is in the *meta* or *para* position. Though a methyl group in the *para* position labilizes the benzyl group, a methyl group in the *ortho* position does not.²³ However, the *o*-methylbenzyl group is more labile than the *p*-chloro-



benzyl group.³¹ The *p*-methoxybenzyl group is the most labile of those



studied;²³ no data are available permitting a direct comparison of it with the allyl group.

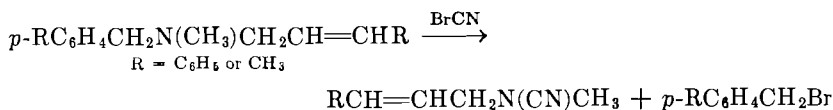
In a study of the relative ease of cleavage of amines containing substituted benzyl groups, von Braun and Engel¹⁶ observed a close relationship between the ease of cleavage and the rate with which similarly substituted benzyl chlorides react with ethoxide ion. In the accompanying table are given some second-order rate constants for the reaction of several benzyl chlorides with ethoxide ion as determined by the method of Franzen.⁴¹ The increase in ease of removal of these benzyl groups from an amine by cyanogen bromide parallels the increase in these rate constants.

⁴¹ Franzen, *J. prakt. Chem.*, [2] **97**, 61 (1918).

RELATIVE REACTIVITIES OF SOME BENZYL CHLORIDES WITH ETHOXIDE ION

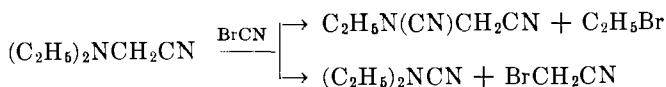
Chloride	k_2
Benzyl	7.9 ± 0.3
<i>p</i> -Methylbenzyl	11.9 ± 0.3
<i>p</i> -Ethylbenzyl	14.9 ± 0.8
<i>p</i> -Phenylbenzyl	73.8 ± 0.2

Though the allyl group is more labile than the benzyl group, introduction of some labilizing groups into the *para* position of the benzyl group causes a greater increase in lability than introduction of the same groups into the γ position of the allyl group. This is shown by the accompanying reactions,¹⁶ for which only the major products are given.

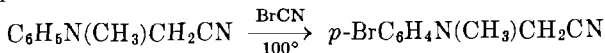


The effect of structure on the ease of cleavage of various substituted allyl and benzyl groups is closely analogous to the effect on the reactivities of the corresponding allyl and benzyl halides in second-order displacement reactions. For example, those substituents that have been shown to increase the ease of cleavage of the benzyl group from an amine by cyanogen bromide also increase the reactivity of the benzyl halides in displacement reactions.

The Cyanomethyl Group. The ease of cleavage of the cyanomethyl group⁴² has been estimated to be approximately equal to that of the ethyl group. Diethylaminoacetonitrile undergoes cleavage in both directions in nearly equal amounts. Similar behavior is exhibited by the



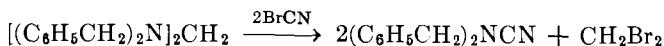
carbethoxymethyl group. Cleavage of dimethylaminoacetonitrile proceeds nearly completely in the direction yielding methyl bromide. The cyanomethyl group reduces the ease with which an amine will react with cyanogen bromide. When methylanilinoacetonitrile is treated with cyanogen bromide at 100° for five hours, bromination of the ring occurs in preference to cleavage of the amine.⁴³ No reaction takes place at room temperature.



⁴² von Braun, *Ber.*, **40**, 3933 (1907).

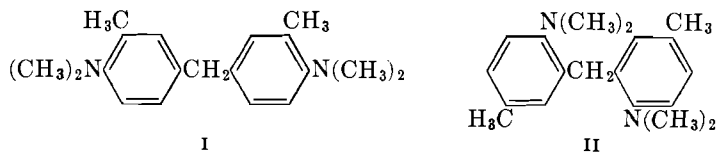
⁴³ von Braun, *Ber.*, **41**, 2100 (1908).

Methylenediamines. The methylenic linkage in tetrasubstituted methylenediamines is cleaved by cyanogen bromide with extreme ease.⁴⁴

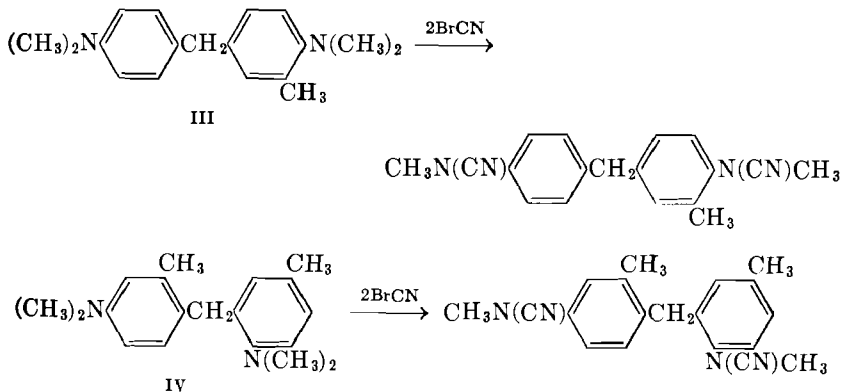


Even when the labile benzyl group is present, cleavage proceeds exclusively in the direction shown.³

A Steric Anomaly. A peculiar steric effect involving the reaction of some *ortho*-substituted aromatic amines has been observed.^{45,46} Some diphenylmethane derivatives containing two dimethylamino groups both of which are hindered by a group in the *ortho* position, e.g., I and II,



undergo no reaction with cyanogen bromide. Attributing this lack of reactivity to a steric or *ortho* effect, one would predict that compounds of a similar type containing one hindered and one unhindered dimethylamino group, e.g., III and IV, would react only at the unhindered group. However, under the same conditions these compounds react at both dimethylamino groups.⁴⁵ A similar situation has been observed when



these compounds were treated with iodoacetonitrile. Analogous compounds in the biphenyl series give the same results.⁴⁶ No satisfactory explanation of this anomaly has been offered.

⁴⁴ von Braun and Röver, *Ber.*, **36**, 1196 (1903).

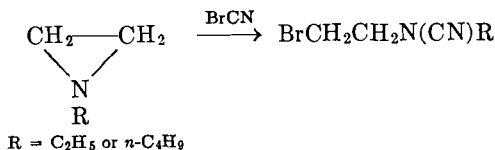
⁴⁵ von Braun and Kruber, *Ber.*, **46**, 3470 (1913).

⁴⁶ von Braun and Mintz, *Ber.*, **50**, 1651 (1917).

CYCLIC AMINES

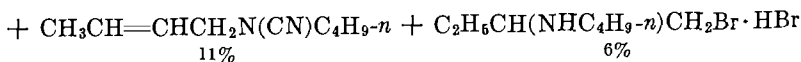
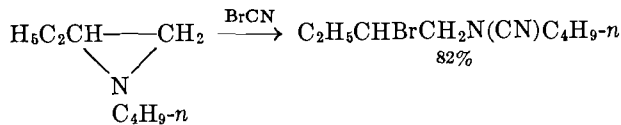
An aspect of the reaction of nitrogen ring compounds with cyanogen bromide that has received considerable study is the determination of the relative ease of fission of various ring systems. In the method most frequently employed, the ratios of ring cleavage to dealkylation of different rings containing the same alkyl group as a substituent on the nitrogen atom are compared. From a knowledge of the relative ease of displacement of several of the alkyl groups discussed previously, it is frequently possible to select a substituent that permits either complete dealkylation or complete cleavage of the ring.

Ethylenimines. Ethylenimines are known to undergo ring cleavage very readily in the presence of electrophilic reagents, i.e., compounds that convert the amino nitrogen to the quaternary state. Therefore, it is not surprising that this ring system is readily cleaved by cyanogen bromide. Only four examples of the reaction of 1-substituted ethylenimines with cyanogen bromide have been reported.⁵ By the gradual addition of 1-ethyl- or 1-*n*-butyl-ethylenimine to an ether solution of cyanogen bromide, there are obtained 88% and 94% yields, respectively, of the β -bromoethylcyanamides. The ring system in ethylenimines is so labile that it is doubtful if any substituent could be displaced from the



nitrogen without cleaving the ring.

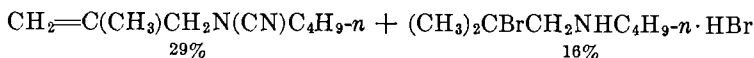
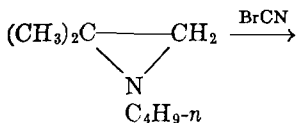
Cleavage of symmetrical rings of the type shown above can yield only one bromoalkyl cyanamide. An unsymmetrical cyclic structure offers the possibility of cleavage in two directions. Only a few examples of the unsymmetrical type have been reported.⁵ Three products were obtained from the reaction of 1-*n*-butyl-2-ethylethylenimine with cyanogen bromide in ether solution. This cleavage at the secondary alkyl linkage



rather than at the primary alkyl linkage is inconsistent with the greater ease of cleavage of the *n*-propyl group compared to the isopropyl group

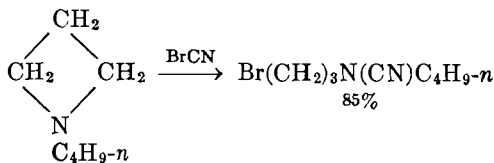
(see p. 206) and the direction of cleavage of 1-*n*-butyl-2-methylpyrrolidine (see p. 214). The greater strain in the ethylenimine ring may account for this difference.

The reaction of 1-*n*-butyl-2,2-dimethylethylenimine⁵ with cyanogen bromide yields a considerable quantity of an unidentified polymeric material. The only discrete products isolated are those shown in the



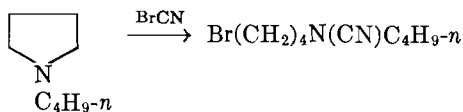
accompanying formulation. These results show that ring cleavage occurs preferentially at the tertiary alkyl linkage by an elimination reaction. The hydrogen bromide produced accounts for the observed formation of polymeric material.

Azetidines. The only azetidines whose reaction with cyanogen bromide has been reported is 1-*n*-butylazetidine.⁵



Pyrrolidines and Other Five-Membered Rings. Simple pyrrolidines are considerably more resistant to ring cleavage than are ethylenimines. Varying degrees of stability are observed in related compounds such as dihydroindoles, dihydroisindoles, and indolizidines.

When treated with cyanogen bromide in benzene solution, 1-*n*-butylpyrrolidine gives a quantitative yield of *n*-butyl- δ -bromobutylcyanamide.^{5,47} Even when the more labile ethyl group is employed as the

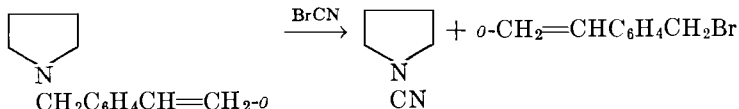


substituent, the ring is cleaved to the extent of 94%.⁴⁸ However, when a benzyl group is employed as the substituent, the pyrrolidine ring is not

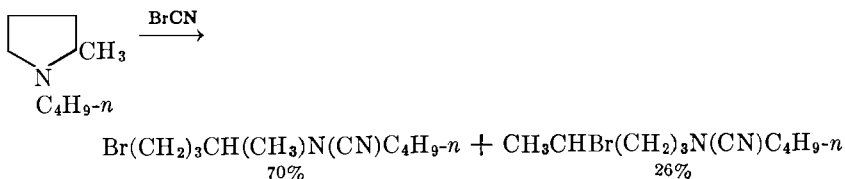
⁴⁷ Ochiai, Tsuda, and Yokoyama, *Ber.*, **68**, 2291 (1935).

⁴⁸ von Braun, *Ber.*, **44**, 1252 (1911).

opened.⁴⁹ A few unsymmetrical pyrrolidines undergo ring cleavage in

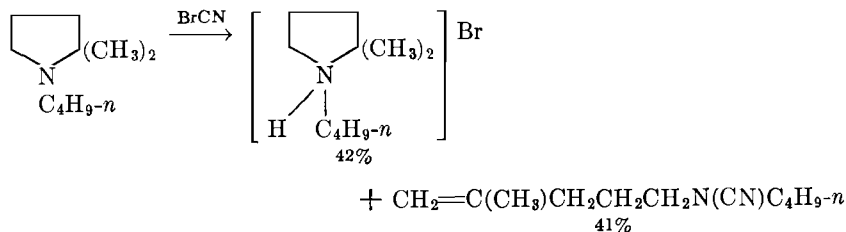


both possible directions. The ring opening of 1-*n*-butyl-2-methylpyrrolidine proceeds predominantly to yield the primary alkyl bromide.⁵

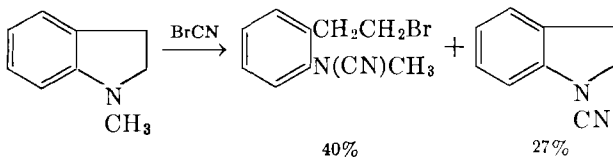


When the isopropyl group is present instead of the *n*-butyl group, cleavage still gives predominantly the primary bromide, but the 1-phenyl analog⁵⁰ cleaves to yield the secondary bromide as the major product.

Reaction of 1-*n*-butyl-2,2-dimethylpyrrolidine with cyanogen bromide proceeds exclusively by cleavage at the tertiary alkyl linkage.⁵ This



mode of cleavage, which is analogous to that of the similarly substituted ethylenimine (see p. 213), indicates that cyanogen bromide removes a tertiary alkyl group from an amine by an elimination reaction more readily than it removes a simple primary alkyl group by a displacement reaction. Compared with the pyrrolidine ring, the dihydroindole ring is slightly more susceptible to cleavage.⁵¹

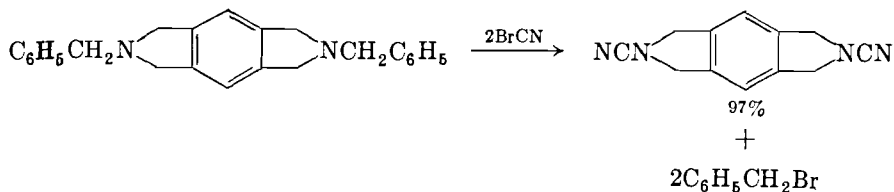


⁴⁹ von Braun, *Ber.*, **49**, 2629 (1916).

⁵⁰ Elderfield and Green, *J. Org. Chem.*, **17**, 431 (1952).

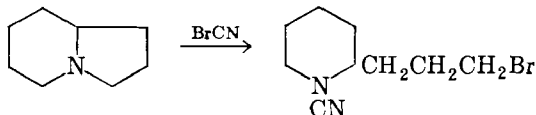
⁵¹ von Braun, *Ber.*, **51**, 96 (1918).

The ring system in dihydroisindoles contains carbon-nitrogen bonds of the benzyl type; dihydroisindoles are, accordingly, more susceptible to ring fission than dihydroindoles. The ring is sufficiently stable, however, to permit the removal of a benzyl group without cleavage of the ring, as shown by the accompanying equation.⁵²

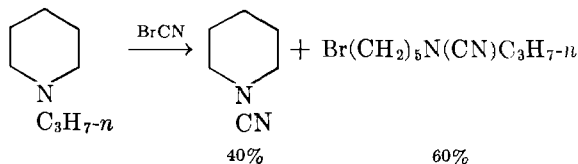


When the substituent on the nitrogen of a dihydroisindole is a methyl group, ring opening occurs more readily than demethylation.⁵³

Piperidines and Other Six-Membered Rings. A direct comparison of the relative stability of the piperidine and pyrrolidine rings is afforded by the reaction of indolizidine⁵⁴ with cyanogen bromide. The direction of ring cleavage was determined by degradation of the reaction product to racemic coniine. Though 1-ethylpyrrolidine undergoes nearly



complete ring cleavage, 1-ethylpiperidine undergoes de-ethylation to the extent of 66%.⁴⁸ The ease of cleavage of the piperidine ring is roughly equal to the ease of removal of the *n*-propyl group as shown by the reaction of 1-*n*-propylpiperidine⁴⁸ with cyanogen bromide. Benzyl



groups can be removed with no detectable cleavage of the piperidine ring.^{49, 55}

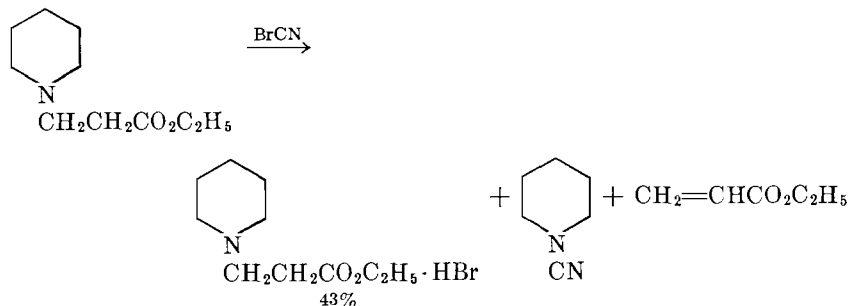
⁵² Ruggli and Geiger, *Helv. Chim. Acta*, **30**, 2044 (1947).

⁵³ von Braun, *Ber.*, **43**, 1353 (1910).

⁵⁴ Ochiai and Tsuda, *Ber.*, **67**, 1011 (1934).

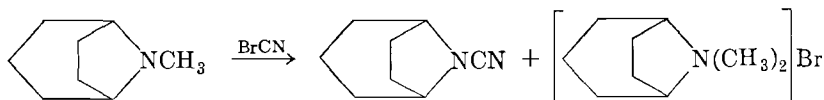
⁵⁵ von Braun, *Ber.*, **50**, 45 (1917).

An excellent example of an elimination reaction is furnished by the behavior of ethyl β -(1-piperidyl)propionate.³ This is the only reported example of the reaction of a β -amino acid ester with cyanogen bromide.



To insure that cleavage of the piperidine ring will be predominant, the substituent should possess a resistance to cleavage equal to or greater than that of the *n*-butyl group. Surprisingly, 1-isopropyl-4-pipecoline is reported⁵⁶ to undergo dealkylation with no detectable ring cleavage. The reaction of 1-phenylpiperidine^{7, 57} can result only in ring opening since the phenyl group cannot be displaced.

Tropane, which contains both the piperidine and pyrrolidine ring systems, is completely demethylated by cyanogen bromide. Under the



conditions employed for this reaction, nearly half the tropane was converted to the quaternary salt by reaction with the methyl bromide formed.⁴⁸

Tetrahydroquinoline is slightly more resistant to ring cleavage than piperidine. For 1-*n*-propylpiperidine⁴⁸ the ratio of ring opening to depropylation is 3:2; for 1-*n*-propyltetrahydroquinoline⁵⁸ this ratio is 3:4. The contrasting modes of reaction of 1-methyl-3-phenyltetrahydroquinoline and 1-methyl-2-phenyltetrahydroquinoline show how the stability of the ring can be modified. From the former the only product isolated was 1-cyano-3-phenyltetrahydroquinoline, whereas from the latter there resulted a 50% yield of the ring-opened product.⁵⁹

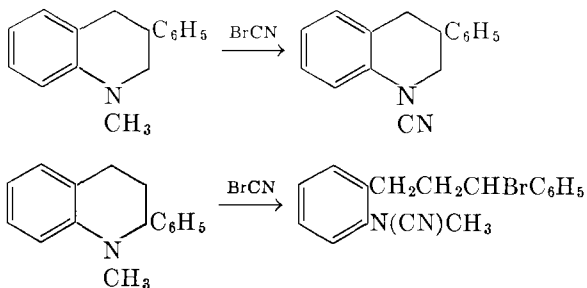
⁵⁶ Elderfield, Pitt, and Wempen, *J. Am. Chem. Soc.*, **72**, 1344 (1950).

⁵⁷ von Braun, *Ber.*, **41**, 2165 (1908).

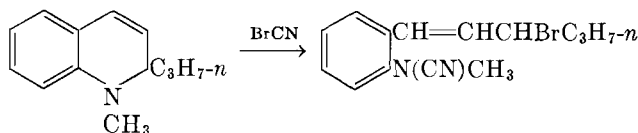
⁵⁸ von Braun, *Ber.*, **42**, 2219 (1909).

⁵⁹ von Braun, Seemann, and Schultheis, *Ber.*, **55**, 3803 (1922).

This difference can clearly be attributed to the presence of a labile benzyl linkage in the 2-phenyltetrahydroquinoline.

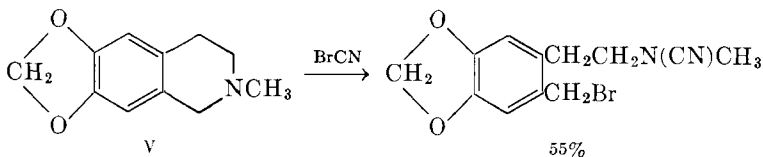


The presence of the labile allylic linkage in a 1,2-dihydroquinoline causes the ring to be opened with ease. The corresponding tetrahydro



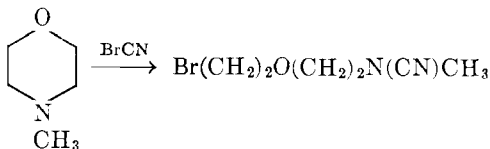
compound undergoes demethylation with no ring cleavage.⁶⁰

If tetrahydroisoquinoline is viewed as a benzylamine derivative, it is not surprising that this ring is readily opened by cyanogen bromide. Hydrohydrastinine (V) undergoes ring opening with no detectable demethylation.⁶¹ In this reaction an appreciable quantity of a quater-



nary ammonium salt results from reaction of the bromide with the starting material.

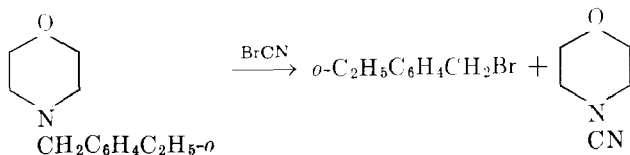
Morpholines and Piperazines. The morpholine ring is more readily cleaved than the piperidine ring. Though 4-methylmorpholine under-



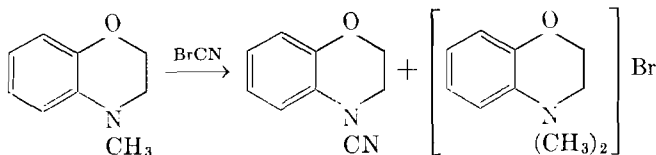
⁶⁰ von Braun and Aust, *Ber.*, **47**, 3023 (1914).

⁶¹ von Braun, *Ber.*, **49**, 2624 (1916).

goes ring opening with no appreciable demethylation, the *o*-ethylbenzyl group is removed in preference to cleavage of the ring.⁶²

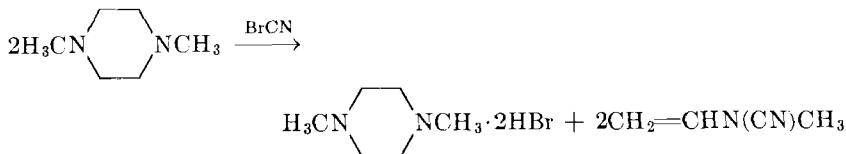


In benzomorpholine the ring is considerably more stable than in morpholine. Reaction of 4-methylbenzomorpholine with cyanogen bromide results in recovery of half of the starting material; no product



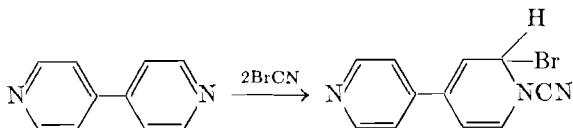
resulting from ring opening is obtained.⁶³

The piperazine ring is the most readily cleaved of the six-membered rings that have been studied. When cyanogen bromide is added to 1,4-dimethylpiperazine, the major products isolated are the hydro-



bromide of the starting material and methylvinylcyanamide.⁶⁴

Pyridines and Quinolines. Reaction of γ -dipyridyl in absolute ethanol with two moles of cyanogen bromide gives an adduct whose composition corresponds to the addition of one mole of cyanogen bromide.⁶⁵ This is one of the few adducts of this type to have been isolated



and characterized. Reaction of pyridine with cyanogen bromide, followed by treatment with a primary or secondary amine, gives products

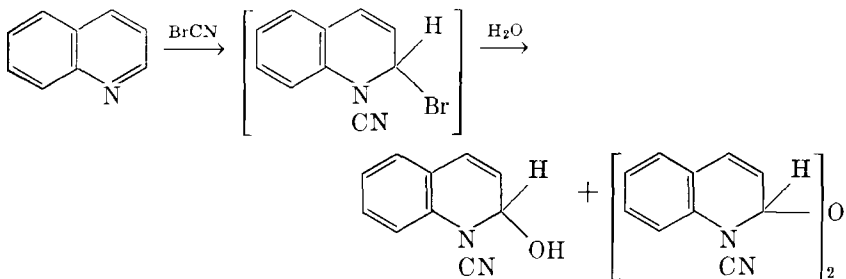
⁶² von Braun and Kohler, *Ber.*, **51**, 255 (1918).

⁶³ von Braun and Seemann, *Ber.*, **55**, 3818 (1922).

⁶⁴ von Braun, Goll, and Zöbel, *Ber.*, **59**, 936 (1926).

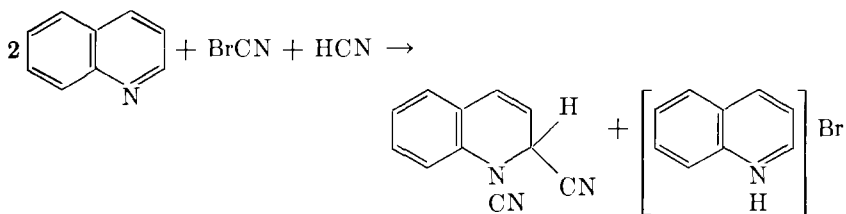
⁶⁵ König, Ebert, and Centner, *Ber.*, **56**, 751 (1923).

believed to result from the intermediate formation of 1-cyano-2-bromo-1,2-dihydroquinoline.⁶⁶ Quinoline reacts with cyanogen bromide in

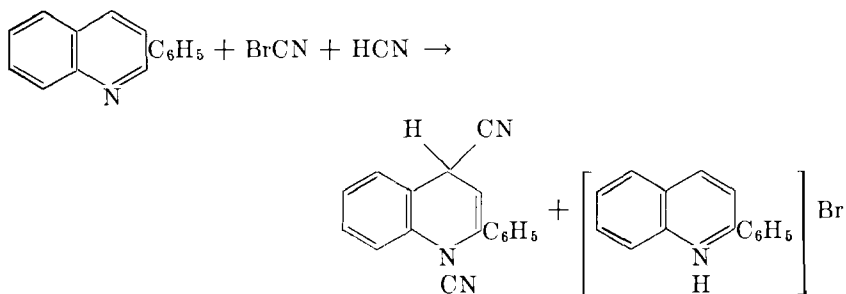


moist ether to give 1-cyano-2-hydroxy-1,2-dihydroquinoline and its ether.^{67, 68, 69}

Simultaneous reaction of quinoline with cyanogen bromide and anhydrous hydrogen cyanide in benzene at 0° yields 1,2-dicyano-1,2-di-



hydroquinoline.^{68, 70} If the quinoline ring contains substituents in the 2 or 8 position, this reaction takes place less readily and it is necessary to operate in sealed tubes at 150°. The structures of these products



were established by conversion to the quinolinecarboxylic acids.

⁶⁶ Migrdichian, *The Chemistry of Organic Cyanogen Compounds*, p. 110, Reinhold Publishing Corp., New York, 1947.

⁶⁷ Shimidzu, *J. Pharm. Soc. Japan*, **529**, 243 (1926) [*C. A.*, **20**, 2680 (1926)].

⁶⁸ Mumm and Ludwig, *Ann.*, **514**, 34 (1934).

⁶⁹ von Braun, *Wallach-Festschrift*, 313 [*C. A.*, **5**, 888 (1911)].

⁷⁰ Mumm and Herrendorfer, *Ber.*, **47**, 758 (1914).

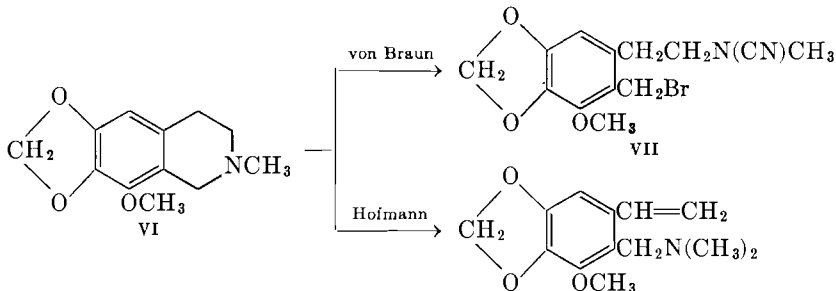
Alkaloids

The von Braun cyanogen bromide reaction has frequently been employed in the degradation of alkaloids by attack at the basic nitrogen atoms. Its importance in this field is comparable to that of the classical Hofmann and Emde methods of degradation. Another reaction bearing von Braun's name, which also has found considerable application as a method of degradation, consists in dealkylation of secondary amines by preparing the benzoyl derivative and treating this amide with phosphorus pentachloride or bromide.

A few examples of the reaction of cyanogen bromide with alkaloids are presented merely to indicate the applicability of the reaction in this field. No detailed coverage or critical evaluation in relation to other methods of degradation⁷¹ is intended.

The value of any reaction to be used as a method of degrading compounds of unknown structure is greatly enhanced by a thorough understanding of the course of the reaction when applied to many simple compounds of known structure. The examples discussed above have aided in the development of this reaction as a method of degradation.

Though repeated application of Hofmann's method of exhaustive methylation often effects complete removal of a nitrogen atom, originally part of a heterocyclic ring, this cannot be accomplished by the use of cyanogen bromide. On the other hand, cyanogen bromide will sometimes effect ring opening where the Hofmann method fails, namely, in the dihydroindole and tetrahydroquinoline ring systems.⁴⁹ Hydrocotarnine (VI) provides an example of the degradation of a compound in different ways by the Hofmann and von Braun methods.^{61,72} This example also illustrates some of the deductions that can be made from the reaction of a compound with cyanogen bromide. Analysis of the

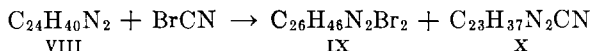


⁷¹ Houben, *Die Methoden der organischen Chemie*, 2nd ed., Vol. IV, pp. 519-526, G. Thieme, Leipzig, 1924.

⁷² Small, in Gilman, *Organic Chemistry*, Vol. II, 2nd ed., p. 1175, John Wiley & Sons, New York, 1943.

reaction product VII, showing that the elements of cyanogen bromide have been added, implies that a tertiary amine nitrogen atom constitutes part of a ring that has undergone opening. Once the presence of an N-methyl group has been established, it can be concluded that the nitrogen ring system is one that is sufficiently labile to undergo ring cleavage in preference to demethylation. This indicates that a stable ring of the piperidine or tetrahydroquinoline type is probably not involved. The observed behavior, however, is compatible with ring systems such as dihydroindole, dihydroisoindole, or tetrahydroisoquinoline. A selection among these possibilities will be dictated by other consistent experimental data.

Conessine (VIII), whose structure is not known, reacts with one equivalent of cyanogen bromide in ether solution to give two principal products.⁷³ One of these (IX), which proved to be a quaternary ammonium salt, is doubtless formed by the reaction of two moles of methyl

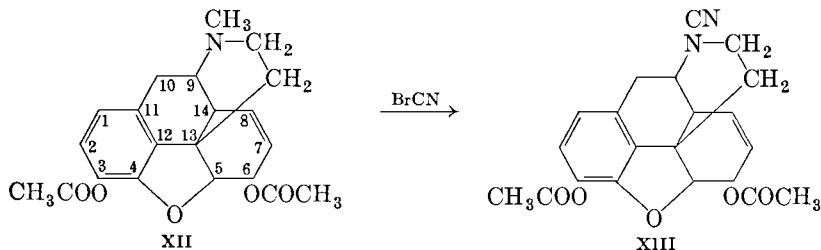


bromide with the starting material. The other (X) has the composition of a cyanamide arising from a demethylation of conessine. Further treatment of the cyanamide X with cyanogen bromide yields a product



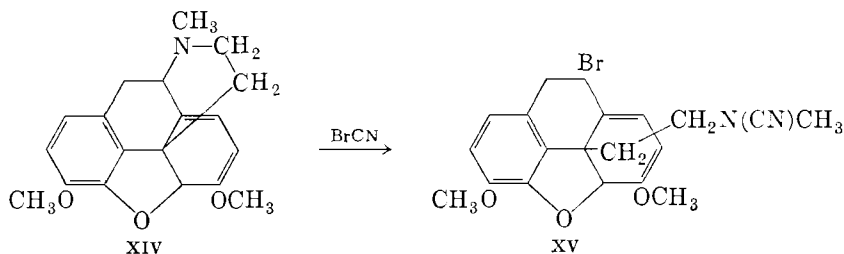
(XI) arising from a second demethylation. These results strongly indicate that each of the nitrogen atoms in conessine contains at least one methyl group. Furthermore, these amine functions must be joined to the molecule by bonds more stable with respect to cleavage by cyanogen bromide than the N-methyl bond.

An interesting application of the cyanogen bromide reaction to the morphine alkaloids is the comparison of the behavior of diacetylmorphine (XII), which undergoes demethylation, with that of thebaine (XIV), which adds the elements of cyanogen bromide.⁷⁴



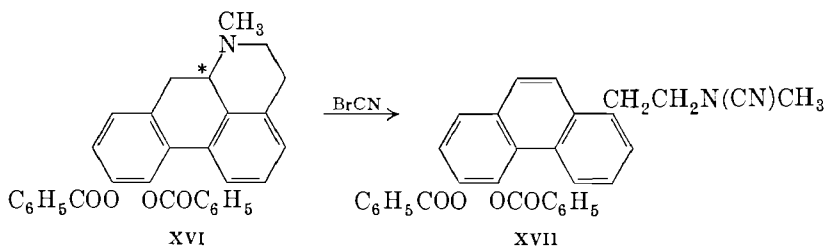
⁷³ Siddiqui and Siddiqui, *J. Indian Chem. Soc.*, **11**, 787 (1934).

⁷⁴ von Braun, Kruber, and Aust, *Ber.*, **47**, 2312 (1914).



The only pertinent structural difference in the nitrogen ring system of these two compounds is the presence of β,γ unsaturation between carbon atoms 8 and 14 in thebaine (XIV) in contrast to the more remote γ,δ unsaturation at the 7-8 position in diacetylmorphine (XV). The β,γ -double bond in position 8-14 involves an allylic linkage to the nitrogen atom which labilizes the nitrogen ring system to a considerable extent. This explanation is supported by the fact that tetrahydrothebaine undergoes demethylation rather than ring cleavage.⁷⁴ Demethylation rather than ring cleavage of morphine and codeine is one reason for assigning the double bond in these compounds to position 7-8 rather than to position 8-14.

When optically active dibenzoylpapomorphine (XVI) is treated with cyanogen bromide in chloroform solution, there is obtained a 50% yield of a product resulting from ring opening and simultaneous loss of hydrogen bromide.⁷⁵ Though the analytical figures obtained for the



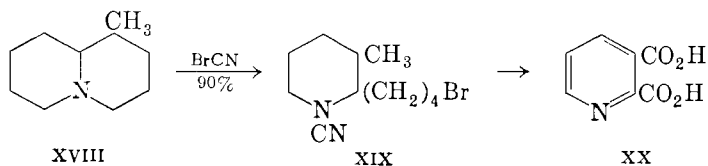
product are equally satisfactory for a compound arising from demethylation without ring opening, structure (XVII) is assigned on the basis of the observed loss in optical activity. Furthermore, the course of the reaction as indicated is consistent with the known lability of a benzyl linkage.

In connection with the problem of the determination of the structure of lupinine, Winterfeld and Holschneider⁷⁶ have treated lupinane (XVIII) with cyanogen bromide in boiling benzene. Occurrence of the

⁷⁵ von Braun and Aust, *Ber.*, **50**, 43 (1917).

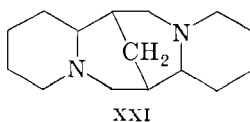
⁷⁶ Winterfeld and Holschneider, *Ber.*, **64**, 137 (1931).

ring cleavage predominantly in the direction indicated, rather than with fission of the other ring, was demonstrated by degradation of the



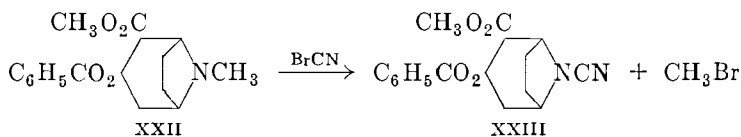
product (XIX) to quinolinic acid (XX). Had ring cleavage in the reverse direction predominated, the ultimate product would have been α -picolinic acid.

Sparteine (XXI) reacts with cyanogen bromide ⁷⁷ to yield three ring-

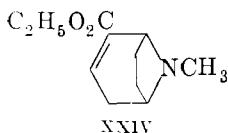


opened products, one resulting from the addition of two moles of cyanogen bromide and two incorporating one mole of cyanogen bromide, whose structures have not been determined.

When treated with cyanogen bromide in chloroform solution, cocaine (XXII) undergoes ring opening to only a very slight extent; demethylation is the predominant reaction.⁷⁸ Some cocaine methobromide results from reaction of the liberated methyl bromide with cocaine.



Treatment of the reaction product (XXIII) with concentrated hydrochloric acid at 120° causes the elimination of benzoic acid and removal of the cyano group, thereby yielding desmethylanhydroecgonine. The ethyl ester of anhydroecgonine (XXIV) cannot be demethylated by cyanogen bromide in an appreciable yield because of extensive ring cleavage.⁷⁸ The enhanced lability of the ring in XXIV can be attributed to the presence of β,γ unsaturation.



⁷⁷ Winterfeld and Holschneider, *Arch. Pharm.*, **267**, 433 (1929).

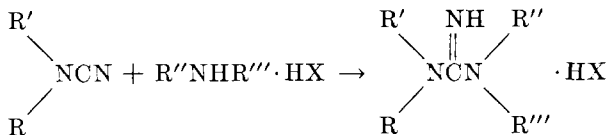
⁷⁸ von Braun and Müller, *Ber.*, **51**, 235 (1918).

SYNTHETIC APPLICATIONS

Occasional mention of the synthetic value of the von Braun cyanogen bromide reaction can be found in the literature.^{3, 5, 55, 57, 79, 80} The adoption of this reaction for large-scale synthesis is limited by the properties of cyanogen bromide; its toxicity and volatility discourage the handling of large quantities of cyanogen bromide. The instability of cyanogen bromide makes it inadvisable to attempt to store large quantities of it for an indefinite period. Consequently, use of the cyanogen bromide reaction in synthesis is at present restricted to the field of rare chemicals. The following survey of some applications, together with a few suggested uses, is intended to provide an evaluation of the potentialities of the reaction in syntheses.

The preparation of alkyl bromides by the cleavage of acyclic amines with cyanogen bromide finds only limited use, since these bromides are obtained more readily by other methods. However, the cyanogen bromide reaction does provide a convenient synthesis of bromoacetonitrile (p. 228) and of *o*-vinylbenzyl bromide (p. 228).

The alkylation of cyanamide frequently offers a convenient synthesis of dialkylcyanamides containing two identical substituents, but this method is of little value when two different substituents are desired. The direct introduction of an aryl group into cyanamide is also not readily accomplished. To obtain a cyanamide containing one aryl and one alkyl group, it is often possible to remove one alkyl group from a dialkylarylamine by treatment with cyanogen bromide. Cressman⁸⁰ has employed the cyanogen bromide reaction for the preparation of monoalkyl α -naphthylcyanamides from dialkyl α -naphthylamines. The hydrolysis of unsymmetrically substituted cyanamides offers a means of obtaining unsymmetrical secondary amines in a pure state. Since guanidines are readily prepared by the reaction of cyanamides with amine salts,⁸¹ the applicability of the cyanogen bromide reaction to the synthesis of unsymmetrically substituted guanidines is apparent.



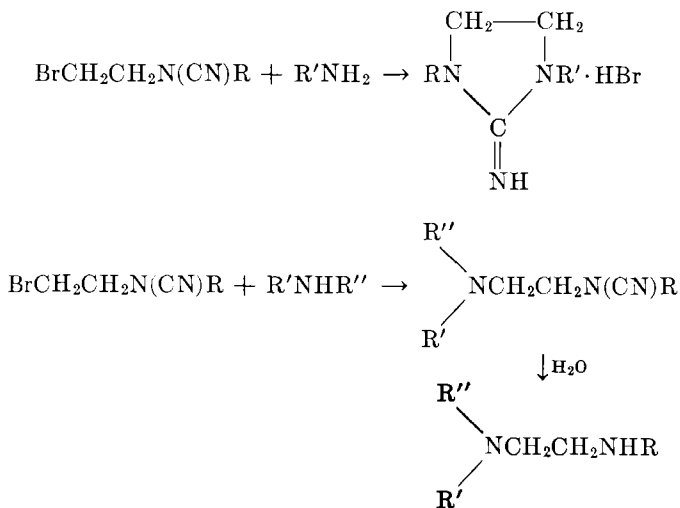
The bromoalkylcyanamides obtained by ring cleavage are more useful since they can be employed in the synthesis of compounds that

⁷⁹ von Braun, *Ber.*, **41**, 2113 (1908).

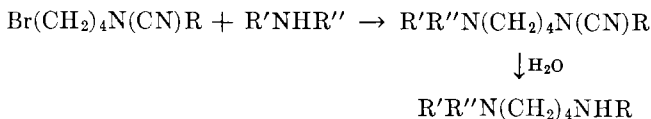
⁸⁰ Cressman, *Org. Syntheses*, **27**, 56 (1947).

⁸¹ Erlenmeyer, *Ann.*, **146**, 258 (1868).

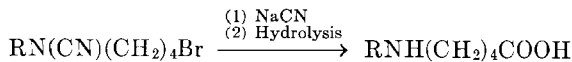
frequently are difficult to obtain by other methods. The β -bromoethylalkylecyanamides resulting from the ring opening of 1-alkylethylenimines react with primary amines to yield various cyclic guanidine derivatives and with secondary amines to give, after hydrolysis, unsymmetrical derivatives of ethylenediamine.⁵ The products obtained by the



ring opening of 1-alkylpyrrolidines have served as intermediates for the preparation of derivatives of putrescine⁵ and monoalkylamino derivatives



of valeric acid.⁴⁷ The product from the cleavage of N-phenylpiperidine



with cyanogen bromide has been used for the synthesis of N,N'-diphenylcadaverine.⁵⁷

The above examples illustrate some applications of bromoalkylcyanamides to the synthesis of compounds through replacement of the bromine atom by nucleophilic reagents without altering the cyanamide portion of the molecule. Though the recorded examples of the use of these bromoalkylcyanamides are few, they suggest a wide variety of applications to be investigated.

EXPERIMENTAL CONDITIONS AND PROCEDURES

Solvents. Many procedures in the literature describe the reaction of amines with cyanogen bromide in the absence of a solvent. This practice frequently gives poor yields because of unfavorable side reactions. Particularly for amines that react vigorously with cyanogen bromide, the use of a diluent is necessary to keep the reaction under control. With the less reactive derivatives of aromatic amines a solvent is less essential and has frequently been omitted.⁸⁰ The omission of a solvent appears to offer little or no advantage. If a reaction requires heating, the selection of a solvent having an appropriate boiling point affords a simple means of maintaining adequate temperature control. The physical properties of cyanogen bromide are such (m.p. 52°; b.p. 62°) that heating a reaction mixture containing no solvent occasionally results in a clogged condenser. The use of a solvent accompanied by stirring gives more intimate mixing and avoids excessive local heating.

Non-polar solvents such as ether, chloroform, benzene, and the hydrocarbons are to be preferred because of their immiscibility with water and their tendency to precipitate such by-products as amine salts, which can then be removed by filtration. Dry dioxane is a suitable solvent for the reaction but is to be avoided, if possible, since its miscibility with water complicates working up the reaction mixture. Though glacial acetic acid has been used,⁸² hydroxylated solvents are generally less desirable. Reasonably anhydrous conditions are recommended to avoid interference associated with formation of hydrobromic acid.

Order of Mixing Reactants. An important factor is the order of addition of the reactants. As a general rule, the gradual addition of a solution of amine to a solution of cyanogen bromide is preferred. The reasons for this preference become evident when the predominant side reactions are considered. When highly reactive bromides such as allyl, benzyl, and methyl bromide are formed in the reaction, the presence of excess amine is conducive to the formation of quaternary ammonium bromides. Usually cyanogen bromide reacts with an amine more rapidly than do alkyl bromides,¹ and use of the recommended order of addition minimizes this side reaction. Since hydrogen bromide reacts more rapidly with amines than does cyanogen bromide, the order of addition in elimination reactions in which hydrogen bromide is formed is of relatively little importance. Here the yields of olefin and disubstituted cyanamide are limited to a maximum of 50%, regardless of the order of addition.

⁸² Speyer and Rosenfeld, *Ber.*, **58**, 1125 (1925).

If an amine is not very reactive toward cyanogen bromide, it will probably not react rapidly with an alkyl bromide. For such amines the simplest procedure is to mix the amine and cyanogen bromide in an appropriate solvent and then heat for the required time. Unless warranted by some special circumstance, such as the desire to cleave an amine in the presence of a thio ether group or to bring about preferential reaction of one of two amine functions present in the same molecule, the gradual addition of cyanogen bromide to an amine should be avoided.

With sensitive amines such as the ethylenimines it is almost imperative that the recommended order of addition be followed, since these amines tend to undergo extensive polymerization initiated by traces of a reactive alkyl halide or an acid.⁸³

Isolation of Products. Procedures for the reaction of an amine with cyanogen bromide are generally simple and not subject to wide variation. A greater variety of procedures is involved in working up the reaction mixture and in the isolation of a particular reaction product. The amine and cyanogen bromide are allowed to react either without a solvent or, more frequently, in an inert, water-immiscible solvent such as ether, benzene, or chloroform. After completion of the reaction the addition of more solvent precipitates the major part of any quaternary ammonium salt or amine hydrobromide formed as by-products. Extraction of the solution with dilute aqueous acid removes any unreacted amine and the last traces of salts. The alkyl bromide and the cyanamide remaining in the organic layer can frequently be separated by fractional distillation. If distillation or crystallization does not effect a separation, the choice of another method depends upon whether the alkyl bromide or the cyanamide is the preferred product. By refluxing the mixture with hydrobromic acid it is often possible to hydrolyze the cyanamide to the amine hydrobromide and then isolate the desired alkyl bromide by steam distillation or extraction. If a particular derivative of the alkyl bromide is sought, it is often possible to carry out the reaction involving the alkyl bromide in the presence of the contaminating cyanamide and then to separate the derivative from the cyanamide. More frequently the cyanamide is the desired product. In such cases the contaminating alkyl bromide can be removed readily by reaction with a secondary or tertiary amine, followed by a separation of the amine salts from the neutral cyanamide.

These methods are generally applicable to cyclic as well as to acyclic amines. A paper by von Braun³ is of particular interest in regard to the

⁸³ Fruton, in Elderfield, *Heterocyclic Compounds*, Vol. 1, p. 70, John Wiley & Sons, New York, 1950; Lassell and Sundet, *J. Am. Chem. Soc.*, **63**, 2374 (1941).

use of different methods for separating the products resulting from the reaction of several piperidine derivatives with cyanogen bromide.

Preparation and Properties of Cyanogen Bromide. A convenient preparation of cyanogen bromide in 200–300-g. quantities and in 73–85% yield from bromine and sodium cyanide is described in *Organic Syntheses*.⁸⁴ In contrast to a note in this procedure on the instability of cyanogen bromide, the author has found that no decomposition occurred after storing in a glass-stoppered flask at room temperature for as long as a month. *The toxicity and volatility of cyanogen bromide require that all operations with this material be performed in an efficient hood.*

The cleavage of dimethyl- α -naphthylamine with cyanogen bromide to furnish methyl- α -naphthylcyanamide in 63–67% yield is described in *Organic Syntheses*.⁸⁰

Bromoacetonitrile.⁷⁹ When 200 g.* (1.61 moles) of N-cyanomethylpiperidine is mixed with 171 g. (1.61 moles) of cyanogen bromide, an exothermic reaction occurs, accompanied by the formation of a solid. After the reaction has subsided, the mixture is allowed to stand overnight. Though the reaction is essentially complete at this stage, the mixture is heated for a short time on the steam bath. This heating removes the greater part of any unreacted cyanogen bromide. Ether is added to the cooled reaction mixture, and the solid (quaternary salt formed by reaction of 1-cyanomethylpiperidine with bromoacetonitrile) is removed by filtration. The ether solution is extracted with water to remove the last traces of the quaternary salt, the solvent is removed, and the residual yellow oil is vacuum distilled. There is obtained 135–140 g. (about 70%) of bromoacetonitrile collected over the range 50–90°/15 mm., the greater part distilling at 50°. The residual N-cyanopiperidine distills at 115°/15 mm.

The crude bromoacetonitrile is pure enough for most purposes. A second distillation gives the pure product, a strongly lachrymatory liquid, b.p.46°/13 mm. or 150–151°/752 mm.

***o*-Vinylbenzyl Bromide.**⁵⁵ Treatment of an ice-cold ether solution of *o*-vinylbenzyl dimethylamine with cyanogen bromide causes the precipitation of di-*o*-vinylbenzyl dimethylammonium bromide, m.p. 178–179°. After filtration, the ether solution containing the *o*-vinylbenzyl bromide and dimethylcyanamide is extracted with dilute aqueous acid to remove unchanged amine and the water-soluble dimethylcyanamide. After drying the ether solution over calcium chloride and removing the

⁸⁴ Hartman and Dreger, *Org. Syntheses, Coll. Vol. II*, p. 150, John Wiley & Sons, New York, 1941.

* When small amounts of materials are used, the heat evolved is insufficient to cause an appreciable reaction. The mixture is heated on the steam bath for two to three hours in a sealed tube.

ether, a colorless oil remains. Distillation gives colorless, analytically pure *o*-vinylbenzyl bromide, b.p. 119–120°/17 mm., in 50% yield.

***n*-Butyl- β -bromoethylcyanamide.**⁵ A solution of 65 g. (0.65 mole) of 1-*n*-butylethylenimine in 300 ml. of absolute ether is added during four hours with stirring to a solution of 75 g. (0.71 mole) of cyanogen bromide in 200 ml. of ether. The heat of reaction is sufficient to maintain gentle refluxing of the ether. The mixture is allowed to stand overnight, and the clear, pale yellow ether solution is extracted with 100 ml. of 5% hydrochloric acid and two 100-ml. portions of water and then dried over calcium chloride. Removal of the ether and distillation of the residue (131 g.) gives 126 g. (94%) of *n*-butyl- β -bromoethylcyanamide as a colorless liquid, b.p. 106–108°/0.6 mm.

***n*-Butyl-4-bromopentylcyanamide and *n*-Butyl-(1-methyl-4-diethylaminobutyl)cyanamide.**⁵ Addition over a four-hour period of a solution of 70.5 g. (0.50 mole) of 1-*n*-butyl-2-methylpyrrolidine in 200 ml. of benzene to a stirred solution of 58.2 g. (0.55 mole) of cyanogen bromide in 200 ml. of benzene gives a clear, pale yellow solution which is allowed to stand overnight. The benzene solution is extracted with 100 ml. of 5% hydrochloric acid and with two 100-ml. portions of water and dried over calcium chloride. Removal of the benzene under reduced pressure leaves 120 g. of a clear red-brown liquid. The theoretical yield of ring-opened product is 123 g.

This crude product (a mixture of isomers) is refluxed for three and one-half hours with 292 g. (4.0 moles) of diethylamine. After removal of excess diethylamine by distillation, the residue is treated with a solution of 50 ml. of concentrated hydrochloric acid in 200 ml. of water. The acid-insoluble oil is taken up in 350 ml. of ether and dried over calcium chloride. Removal of the ether leaves 32 g. of *n*-butyl-4-bromopentylcyanamide as a yellow liquid.

The hydrochloric acid extract is made strongly basic with potassium hydroxide. The oil that separates is taken up in 400 ml. of ether and dried over potassium carbonate. Removal of the ether and traces of diethylamine leaves 81 g. of a clear red-brown liquid. Distillation of 41 g. of this crude basic product gives 36 g. of *n*-butyl-(1-methyl-4-diethylamino-butyl)cyanamide as a pale yellow oil, b.p. 130–133°/0.7 mm.

Cyanonorcocaine.⁷⁸ Cyanogen bromide (30 g.) is added to a solution of 100 g. of cocaine in 200 ml. of chloroform and the mixture refluxed on the steam bath for two hours. After removal of the chloroform the solid residue is treated with water. From the water solution there is obtained 8 to 9 g. of crude cocaine methobromide. One recrystallization of the water-insoluble solid from ethanol containing a little water gives 62–65 g. (60–63%) of pure cyanonorcocaine, m.p. 123–124°.

RELATIVE EASE OF CLEAVAGE OF AMINES BY CYANOGEN BROMIDE

No accurate tabulation of the relative lability of the various alkyl groups in respect to cleavage from amine nitrogen by cyanogen bromide can be constructed on the basis of the experimental work recorded in the literature.

Table I provides a general picture of the relative lability of the majority of the groups that have been studied. References concerning the groups listed in Table I are not included because an intricate system of cross references would be required. An amine containing a particular alkyl group listed in Table I can be located in Table III where it is accompanied by a literature reference. To emphasize the relation between some general classes of alkyl groups, the table has been arranged in three columns. Column A contains groups of the allyl type, the greater number of which have been compared directly with the unsubstituted allyl group. Column B is similarly arranged on the basis of the benzyl group; Column C with reference to the methyl group. The table is arranged in order of decreasing ease of removal of the group by cyanogen bromide. If two groups are widely separated vertically in the table, one can be reasonably sure that the group higher in the table will be cleaved much more readily than the lower member.

An evaluation of the relative lability of the rings in various cyclic amines can be made with more certainty than the relative lability of the alkyl groups mentioned above. By determining the ratio of ring opening to dealkylation of a particular cyclic amine as the substituents on the nitrogen are varied, a satisfactory estimation of the lability of the ring can be obtained. Though no quantitative conclusions are justified, the ring systems in Table II can be arranged on the basis of their relative lability with reasonable qualitative accuracy. The order of lability given is applicable only to the simple ring systems containing no activating or deactivating substituents in the ring. For example, a phenyl group in the 2 position of tetrahydroquinoline will cause this ring system to be more labile than the pyrrolidine ring. A few of the more pertinent references dealing with the ring systems listed are included.

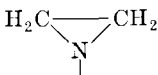
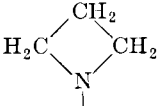
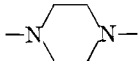
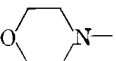
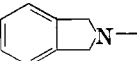
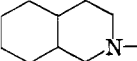
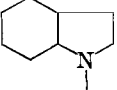


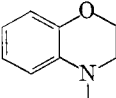
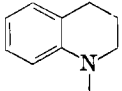
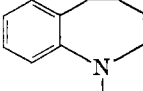
TABLE I
RELATIVE EASE OF REMOVAL OF ALKYL GROUPS
(Descending in Order of Decreasing Lability)

A	B	C
	Methylene (diamines)	
	<i>p</i> -Methoxybenzyl	
	[<i>p</i> -Phenyl, <i>p</i> -cyclohexyl, and <i>p</i> -xenylbenzyl] *	
	<i>p</i> -Ethylbenzyl	
	<i>p</i> -Methylbenzyl	
γ -Phenylallyl		
γ -Ethylallyl		
γ -Methylallyl		
<i>Allyl</i>		
α -Thienyl		
α -Furomethyl		
2-Cyclopentenyl	<i>m</i> -Methyl- and <i>o</i> -phenyl-benzyl	
	[<i>Benzyl</i> and <i>o</i> -, <i>m</i> -, <i>p</i> -fluorobenzyl]	
	α -Naphthylmethyl	
[γ - <i>n</i> -Amylpropargyl, propargyl, and cy- clopropylmethyl]	β -Naphthylmethyl	
γ -Chloroallyl	<i>p</i> -Chlorobenzyl	
γ -Bromoallyl	<i>p</i> -Bromo- and <i>m</i> -chloro-benzyl	
β -Chloroallyl	<i>p</i> -Iodo- and <i>p</i> -acetamido-benzyl	
β -Bromoallyl	<i>m</i> -Bromo- and <i>m</i> -acetamido- benzyl	
	<i>m</i> -Iodobenzyl	
	<i>o</i> -Chloro- and <i>o</i> -acetamido-benzyl	
	<i>o</i> -Bromobenzyl	
	<i>o</i> -Iodobenzyl	
	<i>p</i> -Cyanobenzyl	
	<i>o</i> - and <i>m</i> -Cyanobenzyl	
	<i>o</i> -, <i>m</i> - and <i>p</i> -Nitrobenzyl	
		<i>Methyl</i>
		[Ethyl, cyanomethyl, and carbalkoxy- methyl]
		[Cyclobutylmethyl and <i>n</i> -propyl]
		Phenethyl
		γ -Phenylpropyl
		Isopropyl and <i>n</i> -butyl
		<i>n</i> -Amyl and isoamyl
		[Isobutyl, <i>n</i> -hexyl and higher homologs]

* Groups within brackets are of equivalent lability.

TABLE II

RELATIVE EASE OF RING CLEAVAGE OF CYCLIC AMINES
 Amines Descending in Order of Decreasing Ease of Cleavage References

		5	
		64	
			62,53,61
		51	
		5,47,48,85	
		3,7	
			58,63

Note: References 85-112 are listed on p. 262.

TABULAR SURVEY

Tables III, IV, and V contain most of the known examples of the reaction of tertiary amines with cyanogen bromide involving the reaction discussed in this chapter. Particularly with respect to the alkaloids, the coverage is incomplete since a direct reference to the use of cyanogen bromide is often lacking. The literature has been covered through the year 1950.

Only the major products are listed in the tables. Where yields are available they appear in parentheses next to the product concerned. In several instances in which alkaloids were treated with cyanogen

bromide, either no structures or incorrect structures of the products were reported. Where correct structures are now available, these have been given rather than those reported in the reference cited.

The acyclic amines are covered in Table III, which is divided into the following sections: (A) Miscellaneous Aliphatic Amines; (B) Derivatives of Allylamine; (C) Derivatives of Benzylamine; (D) Derivatives of Other Arylmethylamines; (E) Derivatives of Aromatic Amines. Amines containing both the allyl and the benzyl groups are listed under Derivatives of Allylamine. Aromatic amines that contain the allyl and benzyl groups are listed under Derivatives of Aromatic Amines.

Table IV contains all cyclic amines except the alkaloids. It is divided into the following sections: (A) Three- and Four-Membered Rings (ethylenimines and azetidines); (B) Five-Membered Rings (pyrrolidines, dihydroindoles, and dihydroisoindoles); (C) Six- and Seven-Membered Rings (including piperidines, tetrahydroquinolines, morpholines, and piperazines). Bicyclic amines containing both five- and six-membered rings are included in this section. (D) Pyridine-Type Amines. Most of the examples in section D involve reactions of pyridines, quinolines, and related compounds with cyanogen bromide in which cyanogen bromide is considered to add across the 1,2 double bond to yield a 2-bromo-1-cyano-1,2-dihydro derivative. Occasionally the presence of nuclear substituents causes the cyanogen bromide to add 1,4 (see p. 219).

In Table V are listed most of the alkaloids whose reactions with cyanogen bromide are reported in the literature. Where the course of the reaction and the structure of the products are not known, only the empirical formulas are given.

In Table V and within the various sections of Tables III and IV the amines are listed in order of increasing number of carbon atoms.

TABLE III
ACYCLIC AMINES

Amine	Products	Reference
<i>A. Miscellaneous Aliphatic Amines</i>		
<i>C₄-C₉</i>		
(CH ₃) ₂ NCH ₂ CN	CH ₃ N(CN)CH ₂ CN + [(CH ₃) ₃ NCH ₂ CN]Br (ca. 50%)	42
[(CH ₃) ₂ N] ₂ CH ₂	(CH ₃) ₂ NCN + CH ₂ Br ₂	44
(C ₂ H ₅) ₂ NCH ₂ CN	C ₂ H ₅ N(CN)CH ₂ CN (40%) + BrCH ₂ CN (50%)	42
(<i>n</i> -C ₃ H ₇) ₂ NCH ₃	(<i>n</i> -C ₃ H ₇) ₂ NCN + CH ₃ Br	1
CH ₂ =CH(CH ₂) ₃ N(CH ₃) ₂	CH ₂ =CH(CH ₂) ₃ N(CN)CH ₃ + [CH ₂ =CH(CH ₂) ₃ N(CH ₃) ₃]Br	35
(<i>n</i> -C ₃ H ₇) ₂ NC ₂ H ₅	(<i>n</i> -C ₃ H ₇) ₂ NCN + C ₂ H ₅ Br	1
(<i>n</i> -C ₃ H ₇) ₂ NCH ₂ CN *	(<i>n</i> -C ₃ H ₇) ₂ NCN + <i>n</i> -C ₃ H ₇ N(CN)CH ₂ CN (20-25%)	42
(C ₂ H ₅) ₂ NCH ₂ CO ₂ C ₂ H ₅	(C ₂ H ₅) ₂ NCN † + C ₂ H ₅ N(CN)CH ₂ CO ₂ C ₂ H ₅	42
(<i>n</i> -C ₃ H ₇) ₃ N	(<i>n</i> -C ₃ H ₇) ₂ NCN + <i>n</i> -C ₃ H ₇ Br + (<i>n</i> -C ₃ H ₇) ₃ N·HBr	1
<i>C₁₀-C₁₅</i>		
[(CH ₃) ₂ CHCH ₂] ₂ NCH ₂ CN	[(CH ₃) ₂ CHCH ₂] ₂ NCN + BrCH ₂ CN	42
(<i>n</i> -C ₃ H ₇) ₂ NCH ₂ CO ₂ C ₂ H ₅	<i>n</i> -C ₃ H ₇ N(CN)CH ₂ CO ₂ C ₂ H ₅ + (<i>n</i> -C ₃ H ₇) ₂ NCN	42
C ₆ H ₅ (CH ₂) ₂ N(CH ₃) ₂	C ₆ H ₅ (CH ₂) ₂ N(CN)CH ₃ + [C ₆ H ₅ (CH ₂) ₂ N(CH ₃) ₃]Br (40%)	37
C ₆ H ₅ (CH ₂) ₃ N(CH ₃) ₂	C ₆ H ₅ (CH ₂) ₃ N(CN)CH ₃ + [C ₆ H ₅ (CH ₂) ₃ N(CH ₃) ₃]Br (33%)	37
[(CH ₃) ₂ CHCH ₂] ₂ NCH(CH ₃) ₂	No products isolated	42
C ₆ H ₅ (CH ₂) ₂ N(C ₂ H ₅) ₂	C ₆ H ₅ (CH ₂) ₂ N(CN)C ₂ H ₅ (70%) + C ₂ H ₅ Br	37
C ₆ H ₅ (CH ₂) ₃ N(C ₂ H ₅) ₂	C ₆ H ₅ (CH ₂) ₃ N(CN)C ₂ H ₅ (75%) + (C ₂ H ₅) ₂ NCN (25%)	37
	+ C ₆ H ₅ (CH ₂) ₃ Br	
[(CH ₃) ₂ CHCH ₂ CH ₂] ₂ NCH(CH ₃) ₂	No products isolated	42
[(<i>n</i> -C ₃ H ₇) ₂ N] ₂ CH ₂	(<i>n</i> -C ₃ H ₇) ₂ NCN + CH ₂ Br ₂	44
C ₆ H ₅ (CH ₂) ₃ N(C ₃ H _{7-<i>n</i>)₂}	C ₆ H ₅ (CH ₂) ₃ N(CN)C ₃ H _{7-<i>n</i>} (65%) + <i>n</i> -C ₃ H ₇ Br	37
	+ (<i>n</i> -C ₃ H ₇) ₂ NCN (35%) + C ₆ H ₅ (CH ₂) ₃ Br (35%)	
<i>B. Derivatives of Allylamine</i>		
<i>C₇-C₉</i>		
(CH ₂ =CClCH ₂) ₂ NCH ₃	CH ₂ =CClCH ₂ N(CN)CH ₃ + CH ₂ =CClCH ₂ Br	39
	+ [(CH ₂ =CClCH ₂) ₃ NCH ₃]Br	

$\text{ClCH}=\text{CHCH}_2\text{N}(\text{CH}_3)\text{CH}_2\text{CH}=\text{CHBr}$	Mixed cyanamides + mixed bromides	39
$\text{CH}_2=\text{CClCH}_2\text{N}(\text{CH}_3)\text{CH}_2\text{CH}=\text{CHBr}$	$\text{CH}_2=\text{CClCH}_2\text{N}(\text{CN})\text{CH}_3 + \text{BrCH}=\text{CHCH}_2\text{Br}$	39
$\text{CH}_2=\text{CBrCH}_2\text{N}(\text{CH}_3)\text{CH}_2\text{CH}=\text{CHBr}$	$\text{CH}_2=\text{CBrCH}_2\text{N}(\text{CN})\text{CH}_3 + \text{BrCH}=\text{CHCH}_2\text{Br}$	39
$\text{CH}_2=\text{CClCH}_2\text{N}(\text{CH}_3)\text{CH}_2\text{CBr}=\text{CH}_2$	Mixed cyanamides + mixed bromides	39
$(\text{CH}_2=\text{CBrCH}_2)_2\text{NCH}_3$	$\text{CH}_2=\text{CBrCH}_2\text{N}(\text{CN})\text{CH}_3 + \text{CH}_2=\text{CBrCH}_2\text{Br}$	39
$(\text{ClCH}=\text{CHCH}_2)_2\text{NCH}_3$	$\text{ClCH}=\text{CHCH}_2\text{N}(\text{CN})\text{CH}_3 + \text{ClCH}=\text{CHCH}_2\text{Br}$	39
$\text{CH}_2=\text{CHCH}_2\text{N}[\text{CH}(\text{CH}_3)_2]_2$	$[(\text{CH}_3)_2\text{CH}]_2\text{NCN} + \text{CH}_2=\text{CHCH}_2\text{Br}$	4
$\text{CH}=\text{CH}$ >CHN(C ₂ H ₅) ₂ CH ₂ -CH ₂	$(\text{C}_2\text{H}_5)_2\text{NCN} + \text{amine hydrobromide } \ddagger$	34
C ₁₁ -C ₁₇		
$\text{C}_6\text{H}_5\text{CH}=\text{CHCH}_2\text{N}(\text{CH}_3)_2$	$(\text{CH}_3)_2\text{NCN} + \text{C}_6\text{H}_5\text{CH}=\text{CHCH}_2\text{Br}$	35
$\text{ClCH}=\text{CHCH}_2\text{N}(\text{CH}_3)\text{CH}_2\text{C}_6\text{H}_5$	$\text{ClCH}=\text{CHCH}_2\text{N}(\text{CN})\text{CH}_3 + \text{C}_6\text{H}_5\text{CH}_2\text{Br}$	39
$\text{CH}_2=\text{CBrCH}_2\text{N}(\text{CH}_3)\text{CH}_2\text{C}_6\text{H}_5$	$\text{CH}_2=\text{CBrCH}_2\text{N}(\text{CN})\text{CH}_3 + \text{C}_6\text{H}_5\text{CH}_2\text{Br}$	39
$\left[\begin{array}{c} \text{CH}=\text{CH} \\ \\ >\text{CH} \\ \text{CH}_2-\text{CH}_2 \end{array} \right]_2\text{NCH}_3$	$\text{CH}=\text{CH}$ >CHN(CN)CH ₃ + amine hydrobromide ‡	34
$\text{CH}=\text{CH}$ >CHN(CH ₃)CH ₂ C ₆ H ₅ CH ₂ -CH ₂	Inseparable mixture of two cyanamides + amine hydrobromide ‡	34
$p\text{-CH}_3\text{C}_6\text{H}_4\text{CH}_2\text{N}(\text{CH}_3)\text{CH}_2\text{CH}=\text{CHCH}_3$	$\text{CH}_3\text{CH}=\text{CHCH}_2\text{N}(\text{CN})\text{CH}_3 + p\text{-CH}_3\text{C}_6\text{H}_4\text{CH}_2\text{Br}$	16
$\text{C}_6\text{H}_5\text{CH}=\text{CHCH}_2\text{N}(\text{CH}_3)\text{CH}_2\text{CH}=\text{CH}_2$	$\text{CH}_2=\text{CHCH}_2\text{N}(\text{CN})\text{CH}_3 + \text{C}_6\text{H}_5\text{CH}=\text{CHCH}_2\text{Br}$	16
$\text{C}_6\text{H}_5\text{CH}=\text{CHCH}_2\text{N}(\text{CH}_3)\text{CH}_2\text{CH}=\text{CHCH}_3$	$\text{CH}_3\text{CH}=\text{CHCH}_2\text{N}(\text{CN})\text{CH}_3 + \text{C}_6\text{H}_5\text{CH}=\text{CHCH}_2\text{Br}$	16
$(\text{C}_6\text{H}_5\text{CH}_2)_2\text{NCH}_2\text{CH}=\text{CH}_2$	$(\text{C}_6\text{H}_5\text{CH}_2)_2\text{NCN} + \text{CH}_2=\text{CHCH}_2\text{Br}$	36
C ₁₈ -C ₂₃		
$p\text{-CH}_3\text{C}_6\text{H}_4\text{CH}_2\text{N}(\text{CH}_3)\text{CH}_2\text{CH}=\text{CHC}_6\text{H}_5$	$\text{C}_6\text{H}_5\text{CH}=\text{CHCH}_2\text{N}(\text{CN})\text{CH}_3 + p\text{-CH}_3\text{C}_6\text{H}_4\text{CH}_2\text{Br}$	16
$p\text{-C}_6\text{H}_5\text{C}_6\text{H}_4\text{CH}_2\text{N}(\text{CH}_3)\text{CH}_2\text{CH}=\text{CHC}_6\text{H}_5$	$\text{C}_6\text{H}_5\text{CH}=\text{CHCH}_2\text{N}(\text{CN})\text{CH}_3 + p\text{-C}_6\text{H}_5\text{C}_6\text{H}_4\text{CH}_2\text{Br}$	16

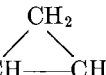

* This reaction was carried out in a sealed tube at 100°.

† The cyanamides were obtained in nearly equivalent amounts. Bromides were not isolated.

‡ No cyclopentyl bromide was isolated.

TABLE III—Continued

ACYCLIC AMINES

Amine	Products	Reference
<i>C. Derivatives of Benzylamine</i> §		
C_9-C_{13}		
$o\text{-ClC}_6\text{H}_4\text{CH}_2\text{N}(\text{CH}_3)_2$	$(\text{CH}_3)_2\text{NCN} + o\text{-ClC}_6\text{H}_4\text{CH}_2\text{Br}$ + $[(o\text{-ClC}_6\text{H}_4\text{CH}_2)_2\text{N}(\text{CH}_3)_2]\text{Br}$	39
$p\text{-IC}_6\text{H}_4\text{CH}_2\text{N}(\text{CH}_3)_2$	$(\text{CH}_3)_2\text{NCN} + p\text{-IC}_6\text{H}_4\text{CH}_2\text{Br}$	39
$\text{C}_6\text{H}_5\text{CH}_2\text{N}(\text{C}_2\text{H}_5)_2$	$(\text{C}_2\text{H}_5)_2\text{NCN} + \text{C}_6\text{H}_5\text{CH}_2\text{Br} \parallel$	36
$\text{C}_6\text{H}_5\text{CH}_2\text{N}(\text{CH}_3)\text{CH}_2\text{C}\equiv\text{CH}$	$\text{HC}\equiv\text{CCH}_2\text{N}(\text{CN})\text{CH}_3 + \text{C}_6\text{H}_5\text{CH}_2\text{Br}$	38
$o\text{-CH}_2=\text{CHC}_6\text{H}_4\text{CH}_2\text{N}(\text{CH}_3)_2$	$(\text{CH}_3)_2\text{NCN} + o\text{-CH}_2=\text{CHC}_6\text{H}_4\text{CH}_2\text{Br}$ (50%)	55
		38
$\text{C}_6\text{H}_5\text{CH}_2\text{N}(\text{CH}_3)\text{CH}_2\text{CH}(\text{CH}_2)\text{CH}_2$	$(n\text{-C}_3\text{H}_7)_2\text{NCN} + \text{C}_6\text{H}_5\text{CH}_2\text{Br}$	36
C_{15}		
$p\text{-FC}_6\text{H}_4\text{CH}_2\text{N}(\text{CH}_3)\text{CH}_2\text{C}_6\text{H}_5$	Mixed cyanamides + mixed bromides	24
$p\text{-FC}_6\text{H}_4\text{CH}_2\text{N}(\text{CH}_3)\text{CH}_2\text{C}_6\text{H}_4\text{Cl}$	$p\text{-ClC}_6\text{H}_4\text{CH}_2\text{N}(\text{CN})\text{CH}_3 + p\text{-FC}_6\text{H}_4\text{CH}_2\text{Br}$	24
$o\text{-FC}_6\text{H}_4\text{CH}_2\text{N}(\text{CH}_3)\text{CH}_2\text{C}_6\text{H}_5$	Mixed cyanamides + mixed bromides	24
$p\text{-FC}_6\text{H}_4\text{CH}_2\text{N}(\text{CH}_3)\text{CH}_2\text{C}_6\text{H}_4\text{F}$	Mixed cyanamides + mixed bromides	24
$p\text{-BrC}_6\text{H}_4\text{CH}_2\text{N}(\text{CH}_3)\text{CH}_2\text{C}_6\text{H}_4\text{Cl}$	$m\text{-ClC}_6\text{H}_4\text{CH}_2\text{N}(\text{CN})\text{CH}_3 + p\text{-BrC}_6\text{H}_4\text{CH}_2\text{Br}$	31
$m\text{-BrC}_6\text{H}_4\text{CH}_2\text{N}(\text{CH}_3)\text{CH}_2\text{C}_6\text{H}_4\text{Cl}$	$m\text{-BrC}_6\text{H}_4\text{CH}_2\text{N}(\text{CN})\text{CH}_3 + m\text{-ClC}_6\text{H}_4\text{CH}_2\text{Br}$	31
$o\text{-BrC}_6\text{H}_4\text{CH}_2\text{N}(\text{CH}_3)\text{CH}_2\text{C}_6\text{H}_4\text{Cl}$	$o\text{-BrC}_6\text{H}_4\text{CH}_2\text{N}(\text{CN})\text{CH}_3 + o\text{-ClC}_6\text{H}_4\text{CH}_2\text{Br}$	31
$p\text{-BrC}_6\text{H}_4\text{CH}_2\text{N}(\text{CH}_3)\text{CH}_2\text{C}_6\text{H}_4\text{Cl}$	$p\text{-BrC}_6\text{H}_4\text{CH}_2\text{N}(\text{CN})\text{CH}_3 + p\text{-ClC}_6\text{H}_4\text{CH}_2\text{Br}$	39
$m\text{-BrC}_6\text{H}_4\text{CH}_2\text{N}(\text{CH}_3)\text{CH}_2\text{C}_6\text{H}_4\text{Br}$	$o\text{-BrC}_6\text{H}_4\text{CH}_2\text{N}(\text{CN})\text{CH}_3 + m\text{-BrC}_6\text{H}_4\text{CH}_2\text{Br}$	31
$p\text{-IC}_6\text{H}_4\text{CH}_2\text{N}(\text{CH}_3)\text{CH}_2\text{C}_6\text{H}_4\text{Cl}$	$m\text{-ClC}_6\text{H}_4\text{CH}_2\text{N}(\text{CN})\text{CH}_3 + p\text{-IC}_6\text{H}_4\text{CH}_2\text{Br}$	31
$m\text{-IC}_6\text{H}_4\text{CH}_2\text{N}(\text{CH}_3)\text{CH}_2\text{C}_6\text{H}_4\text{Cl}$	$o\text{-ClC}_6\text{H}_4\text{CH}_2\text{N}(\text{CN})\text{CH}_3 + m\text{-IC}_6\text{H}_4\text{CH}_2\text{Br}$	31
$m\text{-IC}_6\text{H}_4\text{CH}_2\text{N}(\text{CH}_3)\text{CH}_2\text{C}_6\text{H}_4\text{Br}$	$m\text{-IC}_6\text{H}_4\text{CH}_2\text{N}(\text{CN})\text{CH}_3 + m\text{-BrC}_6\text{H}_4\text{CH}_2\text{Br}$	31

<i>o</i> -IC ₆ H ₄ CH ₂ N(CH ₃)CH ₂ C ₆ H ₄ Br- <i>o</i>	<i>o</i> -IC ₆ H ₄ CH ₂ N(CN)CH ₃ + <i>o</i> -BrC ₆ H ₄ CH ₂ Br	31
<i>p</i> -O ₂ NC ₆ H ₄ CH ₂ N(CH ₃)CH ₂ C ₆ H ₅	<i>p</i> -O ₂ NC ₆ H ₄ CH ₂ N(CN)CH ₃ + C ₆ H ₅ CH ₂ Br	40
<i>o</i> -O ₂ NC ₆ H ₄ CH ₂ N(CH ₃)CH ₂ C ₆ H ₄ Cl- <i>o</i>	<i>o</i> -O ₂ NC ₆ H ₄ CH ₂ N(CN)CH ₃ + <i>o</i> -ClC ₆ H ₄ CH ₂ Br	40
<i>p</i> -O ₂ NC ₆ H ₄ CH ₂ N(CH ₃)CH ₂ C ₆ H ₄ Cl- <i>p</i>	<i>p</i> -O ₂ NC ₆ H ₄ CH ₂ N(CN)CH ₃ + <i>p</i> -ClC ₆ H ₄ CH ₂ Br	40
<i>m</i> -O ₂ NC ₆ H ₄ CH ₂ N(CH ₃)CH ₂ C ₆ H ₄ Cl- <i>p</i>	<i>m</i> -O ₂ NC ₆ H ₄ CH ₂ N(CN)CH ₃ + <i>p</i> -ClC ₆ H ₄ CH ₂ Br	40
<i>p</i> -O ₂ NC ₆ H ₄ CH ₂ N(CH ₃)CH ₂ C ₆ H ₄ Cl- <i>o</i>	<i>p</i> -O ₂ NC ₆ H ₄ CH ₂ N(CN)CH ₃ + <i>o</i> -ClC ₆ H ₄ CH ₂ Br	40
<i>p</i> -O ₂ NC ₆ H ₄ CH ₂ N(CH ₃)CH ₂ C ₆ H ₄ Cl- <i>m</i>	<i>p</i> -O ₂ NC ₆ H ₄ CH ₂ N(CN)CH ₃ + <i>m</i> -ClC ₆ H ₄ CH ₂ Br	40
<i>o</i> -O ₂ NC ₆ H ₄ CH ₂ N(CH ₃)CH ₂ C ₆ H ₄ I- <i>o</i>	<i>o</i> -O ₂ NC ₆ H ₄ CH ₂ N(CN)CH ₃ + <i>o</i> -IC ₆ H ₄ CH ₂ Br	40
<i>o</i> -O ₂ NC ₆ H ₄ CH ₂ N(CH ₃)CH ₂ C ₆ H ₄ NO ₂ - <i>m</i>	Mixed cyanamides + mixed bromides	40
<i>p</i> -O ₂ NC ₆ H ₄ CH ₂ N(CH ₃)CH ₂ C ₆ H ₄ NO ₂ - <i>m</i>	Mixed cyanamides + mixed bromides	40
C ₁₆		
<i>p</i> -O ₂ NC ₆ H ₄ CH ₂ N(CH ₃)CH ₂ C ₆ H ₄ CN- <i>p</i>	<i>p</i> -O ₂ NC ₆ H ₄ CH ₂ N(CN)CH ₃ + <i>p</i> -NCC ₆ H ₄ CH ₂ Br	40
<i>o</i> -IC ₆ H ₄ CH ₂ N(CH ₃)CH ₂ C ₆ H ₄ CN- <i>p</i>	<i>p</i> -NCC ₆ H ₄ CH ₂ N(CN)CH ₃ + <i>o</i> -IC ₆ H ₄ CH ₂ Br	40
<i>p</i> -NCC ₆ H ₄ CH ₂ N(CH ₃)CH ₂ C ₆ H ₅	<i>p</i> -NCC ₆ H ₄ CH ₂ N(CN)CH ₃ + C ₆ H ₅ CH ₂ Br	40
	+ [(C ₆ H ₅ CH ₂) ₂ N(CH ₃)CH ₂ C ₆ H ₄ CN- <i>p</i>]Br	
<i>p</i> -CH ₃ C ₆ H ₄ CH ₂ N(CH ₃)CH ₂ C ₆ H ₄ F- <i>p</i>	<i>p</i> -FC ₆ H ₄ CH ₂ N(CN)CH ₃ + <i>p</i> -CH ₃ C ₆ H ₄ CH ₂ Br	24
<i>p</i> -CH ₃ OC ₆ H ₄ CH ₂ N(CH ₃)CH ₂ C ₆ H ₅	C ₆ H ₅ CH ₂ N(CN)CH ₃ + <i>p</i> -CH ₃ OC ₆ H ₄ CH ₂ Br	23
<i>o</i> -CH ₃ C ₆ H ₄ CH ₂ N(CH ₃)CH ₂ C ₆ H ₄ Cl- <i>p</i>	<i>p</i> -ClC ₆ H ₄ CH ₂ N(CN)CH ₃ + <i>o</i> -CH ₃ C ₆ H ₄ CH ₂ Br	31
<i>p</i> -CH ₃ C ₆ H ₄ CH ₂ N(CH ₃)CH ₂ C ₆ H ₅	C ₆ H ₅ CH ₂ N(CN)CH ₃ + <i>p</i> -CH ₃ C ₆ H ₄ CH ₂ Br	16
<i>o</i> -CH ₃ C ₆ H ₄ CH ₂ N(CH ₃)CH ₂ C ₆ H ₅	<i>o</i> -CH ₃ C ₆ H ₄ CH ₂ N(CN)CH ₃ + C ₆ H ₅ CH ₂ Br	23
<i>m</i> -CH ₃ C ₆ H ₄ CH ₂ N(CH ₃)CH ₂ C ₆ H ₅	C ₆ H ₅ CH ₂ N(CN)CH ₃ + <i>m</i> -CH ₃ C ₆ H ₄ CH ₂ Br	23
C ₁₇		
<i>p</i> -CH ₃ C ₆ H ₄ CH ₂ N(C ₂ H ₅)CH ₂ C ₆ H ₅	C ₆ H ₅ CH ₂ N(CN)C ₂ H ₅ + <i>p</i> -CH ₃ C ₆ H ₄ CH ₂ Br	23
<i>o</i> -C ₂ H ₅ C ₆ H ₄ CH ₂ N(CH ₃)CH ₂ C ₆ H ₅	Mixed cyanamides + mixed bromides	31
<i>p</i> -CH ₃ C ₆ H ₄ CH ₂ N(CH ₃)CH ₂ C ₆ H ₄ CH ₃ - <i>m</i>	<i>m</i> -CH ₃ C ₆ H ₄ CH ₂ N(CN)CH ₃ + <i>p</i> -CH ₃ C ₆ H ₄ CH ₂ Br	23

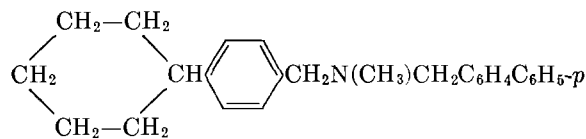
§ See also Section D, p. 239.

|| The products are not separable by distillation.

TABLE III—Continued

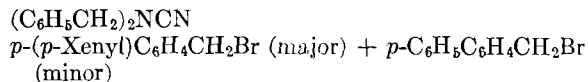
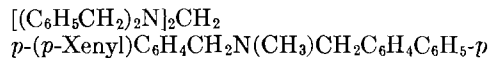
ACYCLIC AMINES

Amine	Products	Reference
<i>C. Derivatives of Benzylamine—Continued</i>		
C₁₇ (Cont'd)		
<i>o</i> -CH ₃ C ₆ H ₄ CH ₂ N(CH ₃)CH ₂ C ₆ H ₄ CH ₃ - <i>p</i>	<i>o</i> -CH ₃ C ₆ H ₄ CH ₂ N(CN)CH ₃ + <i>p</i> -CH ₃ C ₆ H ₄ CH ₂ Br	23
<i>o</i> -CH ₃ C ₆ H ₄ CH ₂ N(CH ₃)CH ₂ C ₆ H ₄ CH ₃ - <i>m</i>	<i>o</i> -CH ₃ C ₆ H ₄ CH ₂ N(CN)CH ₃ + <i>m</i> -CH ₃ C ₆ H ₄ CH ₂ Br	23
<i>p</i> -CH ₃ OC ₆ H ₄ CH ₂ N(CH ₃)CH ₂ C ₆ H ₄ CH ₃ - <i>p</i>	<i>p</i> -CH ₃ C ₆ H ₄ CH ₂ N(CN)CH ₃ + <i>p</i> -CH ₃ OC ₆ H ₄ CH ₂ Br + [(<i>p</i> -CH ₃ OC ₆ H ₄ CH ₂) ₂ N(CH ₃)CH ₂ C ₆ H ₄ CH ₃ - <i>p</i>]Br	23
<i>p</i> -CH ₃ C ₆ H ₄ CH ₂ N(C ₂ H ₅)CH ₂ C ₆ H ₄ F- <i>p</i>	<i>p</i> -FC ₆ H ₄ CH ₂ N(CN)C ₂ H ₅ + <i>p</i> -CH ₃ C ₆ H ₄ CH ₂ Br	24
<i>p</i> -CH ₃ CONHC ₆ H ₄ CH ₂ N(CH ₃)CH ₂ C ₆ H ₄ Cl- <i>p</i>	<i>p</i> -CH ₃ CONHC ₆ H ₄ CH ₂ N(CN)CH ₃ + <i>p</i> -ClC ₆ H ₄ CH ₂ Br + [(<i>p</i> -ClC ₆ H ₄ CH ₂) ₂ N(CH ₃)CH ₂ C ₆ H ₄ NHCOCH ₃ - <i>p</i>]Br	40
<i>p</i> -CH ₃ CONHC ₆ H ₄ CH ₂ N(CH ₃)CH ₂ C ₆ H ₅	<i>p</i> -CH ₃ CONHC ₆ H ₄ CH ₂ N(CN)CH ₃ + C ₆ H ₅ CH ₂ Br + [(C ₆ H ₅ CH ₂) ₂ N(CH ₃)CH ₂ C ₆ H ₄ NHCOCH ₃ - <i>p</i>]Br	40
<i>p</i> -CH ₃ CONHC ₆ H ₄ CH ₂ N(CH ₃)CH ₂ C ₆ H ₄ I- <i>o</i>	<i>p</i> -CH ₃ CONHC ₆ H ₄ CH ₂ N(CN)CH ₃ + <i>o</i> -IC ₆ H ₄ CH ₂ Br	40
<i>p</i> -NCC ₆ H ₄ CH ₂ N(CH ₃)CH ₂ C ₆ H ₄ CN- <i>m</i>	<i>m</i> -NCC ₆ H ₄ CH ₂ N(CN)CH ₃ + <i>p</i> -NCC ₆ H ₄ CH ₂ Br	40
<i>m</i> -NCC ₆ H ₄ CH ₂ N(CH ₃)CH ₂ C ₆ H ₄ CN- <i>o</i>	Mixed cyanamide + mixed bromide	40
C₁₈—C₂₁		
<i>p</i> -C ₂ H ₅ C ₆ H ₄ CH ₂ N(CH ₃)CH ₂ C ₆ H ₄ CH ₃ - <i>p</i>	<i>p</i> -CH ₃ C ₆ H ₄ CH ₂ N(CN)CH ₃ + <i>p</i> -C ₂ H ₅ C ₆ H ₄ CH ₂ Br	16
<i>p</i> -CH ₃ OC ₆ H ₄ CH ₂ N(CH ₃)CH ₂ C ₆ H ₄ OC ₂ H ₅ - <i>p</i>	Mixed cyanamides + mixed bromides	31
<i>o</i> -C ₂ H ₅ C ₆ H ₄ CH ₂ N(CH ₃)CH ₂ C ₆ H ₄ CH=CH ₂ - <i>o</i>	Mixed cyanamides + mixed bromides	31
<i>p</i> -CH ₃ CONHC ₆ H ₄ CH ₂ N(CH ₃)CH ₂ C ₆ H ₄ NHCOCH ₃ - <i>o</i>	<i>o</i> -CH ₃ CONHC ₆ H ₄ CH ₂ N(CN)CH ₃	40
<i>o</i> -CH ₃ CONHC ₆ H ₄ CH ₂ N(CH ₃)CH ₂ C ₆ H ₄ NHCOCH ₃ - <i>m</i>	<i>o</i> -CH ₃ CONHC ₆ H ₄ CH ₂ N(CN)CH ₃	40
(C ₆ H ₅ CH ₂) ₃ N	(C ₆ H ₅ CH ₂) ₂ NCN + C ₆ H ₅ CH ₂ Br	1
<i>p</i> -C ₆ H ₅ C ₆ H ₄ CH ₂ N(CH ₃)CH ₂ C ₆ H ₅	C ₆ H ₅ CH ₂ N(CN)CH ₃ + <i>p</i> -C ₆ H ₅ C ₆ H ₄ CH ₂ Br	16
<i>o</i> -C ₆ H ₅ C ₆ H ₄ CH ₂ N(CH ₃)CH ₂ C ₆ H ₅	<i>o</i> -C ₆ H ₅ C ₆ H ₄ CH ₂ Br ¶ + unidentified mixture of cyanamides	31
C₂₂—C₂₃		
<i>p</i> -CH ₃ OC ₆ H ₄ CH ₂ N(CH ₃)CH ₂ C ₆ H ₄ C ₆ H ₅ - <i>p</i>	<i>p</i> -C ₆ H ₅ C ₆ H ₄ CH ₂ N(CN)CH ₃ + <i>p</i> -CH ₃ OC ₆ H ₄ CH ₂ Br	23
<i>p</i> -CH ₃ C ₆ H ₄ CH ₂ N(CH ₃)CH ₂ C ₆ H ₄ C ₆ H ₅ - <i>p</i>	<i>p</i> -CH ₃ C ₆ H ₄ CH ₂ N(CN)CH ₃ + <i>p</i> -C ₆ H ₅ C ₆ H ₄ CH ₂ Br	16
<i>p</i> -C ₂ H ₅ C ₆ H ₄ CH ₂ N(CH ₃)CH ₂ C ₆ H ₄ C ₆ H ₅ - <i>p</i>	<i>p</i> -C ₂ H ₅ C ₆ H ₄ CH ₂ N(CN)CH ₃ + <i>p</i> -C ₆ H ₅ C ₆ H ₄ CH ₂ Br	16



Mixed cyanamides + mixed bromides

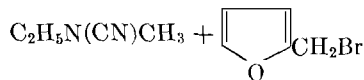
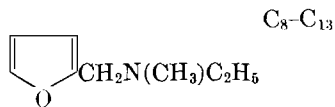
31



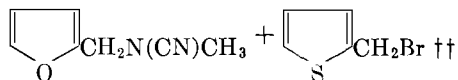
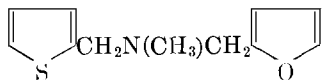
44

31

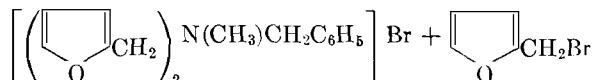
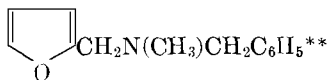
D. Derivatives of Other Arylmethylamines



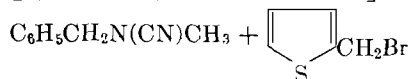
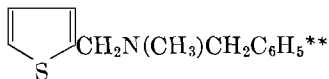
35



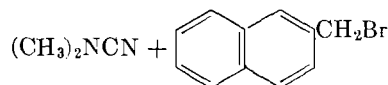
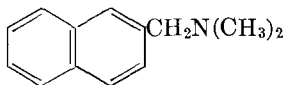
38



38



38



86

Note: References 85-112 are listed on p. 262.

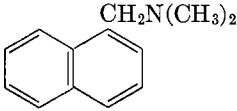
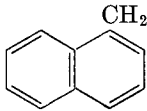
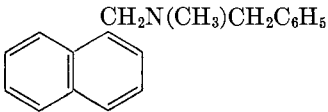
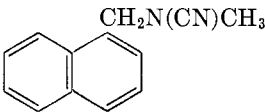
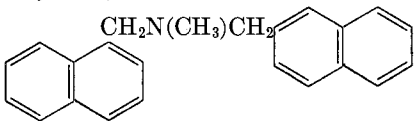
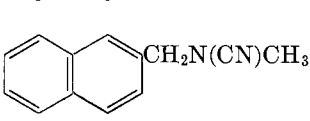
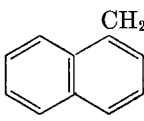
¶ This bromide was identified as its reaction product with trimethylamine.

** Though derivatives of benzylamine, these amines are listed in this section to emphasize the behavior of the α -furfuryl and α -thienyl groups.

†† The products were poorly characterized.

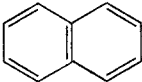
TABLE III—Continued

ACYCLIC AMINES

Amine	Products	Reference
<i>D. Derivatives of Other Arylmethylamines—Continued</i>		
$C_{13}-C_{23}$		
	$(CH_3)_2NCN +$ 	86
	 + $C_6H_5CH_2Br$	86
	 + 	86
<i>E. Derivatives of Aromatic Amines</i>		
C_8-C_{10}		
$C_6H_5N(CH_3)_2$	$C_6H_5N(CN)CH_3 + [C_6H_5N(CH_3)_3]Br$	1, 2
$m-ClC_6H_4N(CH_3)_2$	$m-ClC_6H_4N(CN)CH_3 + [m-ClC_6H_4N(CH_3)_3]Br$	45
$m-CH_3C_6H_4N(CH_3)_2$	$m-CH_3C_6H_4N(CN)CH_3 + [m-CH_3C_6H_4N(CH_3)_3]Br$	45
$p-CH_3C_6H_4N(CH_3)_2$	$p-CH_3C_6H_4N(CN)CH_3 + [p-CH_3C_6H_4N(CH_3)_3]Br$ (ca. 75%)	41
$C_6H_5N(CH_3)C_2H_5$	$C_6H_5N(CN)C_2H_5$	1
$p-BrC_6H_4N(CH_3)CH_2CN$	No reaction	43
$C_6H_5N(CH_3)CH_2CN$ ††	$p-BrC_6H_4N(CH_3)CH_2CN$	43
$C_6H_5N(C_2H_5)_2$	$C_6H_5N(CN)C_2H_5$	1, 2
$C_6H_5N(CH_3)C_3H_7-n$	$C_6H_5N(CN)C_3H_7-n$	1

$C_6H_5N(CH_3)C_3H_7-i$	$C_6H_5N(CN)C_3H_7-i$	4
$C_6H_5N(CH_3)CH_2CH=CH_2$	$C_6H_5N(CN)CH_3 + CH_2=CHCH_2Br$	4
$C_6H_5N(CH_3)CH_2C\equiv CH$	$C_6H_5N(CN)CH_3 + HC\equiv CCH_2Br$	38
$C_6H_5N(C_2H_5)CH_2CN$ ††	$p\text{-}BrC_6H_4N(C_2H_5)CH_2CN$	43
$p\text{-}CH_3C_6H_4N(CH_3)CH_2CN$	No reaction	43
$C_6H_5N(CH_3)CH(CH_3)CN$	No definite products isolated	43

C₁₁-C₁₃

$ \begin{array}{c} \text{CH}_2 \\ \diagup \quad \diagdown \\ C_6H_5N(CH_3)CH_2CH \quad CH_2 \\ \diagdown \quad \diagup \\ \text{CH}_2 \end{array} $	$ \begin{array}{c} \text{CH}_2 \\ \diagup \quad \diagdown \\ C_6H_5N(CN)CH_3 + CH_2 \quad CHCH_2Br \\ \diagdown \quad \diagup \\ \text{CH}_2 \end{array} $	38
$C_6H_5N(CH_3)CH_2CH(CH_3)CH_2$	$C_6H_5N(CN)CH_3 + CH_2=CHCH_2Br$	87
$p\text{-}(i\text{-}C_3H_7)C_6H_4N(C_2H_5)_2$	$p\text{-}(i\text{-}C_3H_7)C_6H_4N(CN)CH_3$ (37%)	1
$C_6H_5N(C_2H_5)C_3H_7-n$	$C_6H_5N(CN)C_3H_7-n$	4
$C_6H_5N(C_2H_5)C_3H_7-i$	$C_6H_5N(CN)C_3H_7-i$	4
$C_6H_5N(C_2H_5)CH_2CH=CH_2$	$C_6H_5N(CN)C_2H_5 + CH_2=CHCH_2Br$	4
$C_6H_5N(C_3H_7-n)_2$	$C_6H_5N(CN)C_3H_7-n + n\text{-}C_3H_7Br$	1
$C_6H_5N(C_3H_7-n)C_3H_7-i$	$C_6H_5N(CN)C_3H_7-i + n\text{-}C_3H_7Br$	4
$C_6H_5N(C_3H_7-i)_2$	$C_6H_5N(CN)C_3H_7-i + \text{amine hydrobromide}$	4
$ \begin{array}{c} \text{CH}_2\text{---CH}_2 \\ \quad \\ C_6H_5N(CH_3)CH_2CH \quad CH_2 \\ \quad \\ \text{CH}_2 \quad \text{CH}_2 \end{array} $	$ \begin{array}{c} \text{CH}_2\text{---CH}_2 \\ \quad \\ C_6H_5N(CN)CH_2CH \quad CH_2 \\ \quad \\ \text{CH}_2 \quad \text{CH}_2 \end{array} $	38
$C_6H_5N(C_3H_7-i)CH_2CH=CH_2$	$C_6H_5N(CN)C_3H_7-i + CH_2=CHCH_2Br$	4
$ \begin{array}{c} N(CH_3)_2 \\ \\ \text{C}_6\text{H}_4 \\ \\ \text{C}_6\text{H}_4 \\ \\ NCH_3 \end{array} $	$ \begin{array}{c} N(CN)CH_3 \S\S \\ \\ \text{C}_6\text{H}_4 \\ \\ \text{C}_6\text{H}_4 \\ \\ NCH_3 \end{array} $	80
	(63-67%)	
$(C_6H_5)_2NCH_3$	No products isolated	1

Note: References 85-112 are listed on p. 262.

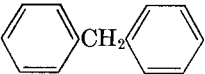
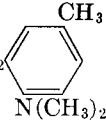
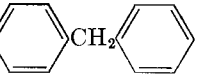
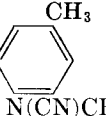
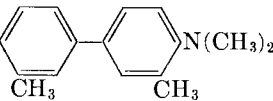
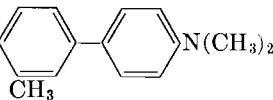
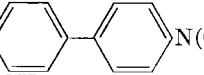
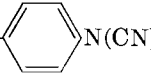
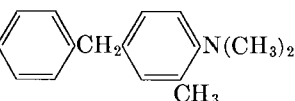
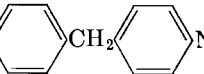
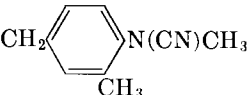
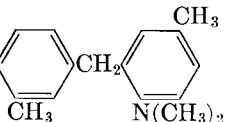
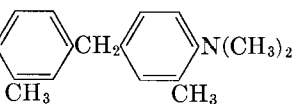
†† This reaction was carried out at 100°. No reaction occurs at room temperature.

§§ The ethyl analog was obtained in 48% yield.

TABLE III—Continued

ACYCLIC AMINES

Amine	Products	Reference
<i>E. Derivatives of Aromatic Amines—Continued</i>		
$C_6H_5N(C_4H_9-n)C_4H_9-i$ $C_{14}-C_{16}$	$C_6H_5N(CN)C_4H_9-i + n-C_4H_9Br$	33
		38
$C_6H_5N(CH_3)CH_2C_6H_5$	$C_6H_5N(CN)CH_3 + C_6H_5CH_2Br$	36
$C_6H_5(CH_2)_2N(CH_3)C_6H_5$	$C_6H_5(CH_2)_2N(CN)C_6H_5$	37
$o-CH_3C_6H_4CH_2N(CH_3)C_6H_5$	$C_6H_5N(CN)CH_3 + o-CH_3C_6H_4CH_2Br$	53
$n-C_4H_9N(C_6H_5)CH_2CH(CH_2)CH_2$	$C_6H_5N(CN)C_4H_9-n + CH_2-CH(CH_2)CH_2Br$	38
$n-C_5H_{11}N(C_6H_5)C_6H_{11-i}$	Equal amounts of both cyanamides and bromides	33
$i-C_3H_7N(C_6H_5)CH_2C_6H_5$	$C_6H_5N(CN)C_3H_7-i + C_6H_5CH_2Br$	36
$C_6H_5CH_2N(C_6H_5)CH_2CH=CH_2$	$C_6H_5N(CN)CH_2C_6H_5 + CH_2=CHCH_2Br$	36
$C_{17}-C_{19}$		
$[p-(CH_3)_2NC_6H_4]_2CH_2$ $HC=CCH_2N(C_6H_5)CH_2C\equiv CC_5H_{11-n}$	$[p-CH_3(CN)NC_6H_4]_2CH_2$ (ca. 50%) $C_6H_5N(CN)CH_2C\equiv CH$ (60%) + $n-C_5H_{11}C\equiv CCH_2Br$ ¶¶	45, 88
		90
		45

$(\text{CH}_3)_2\text{N}$  CH_2 	$\text{CH}_3(\text{CN})\text{N}$  CH_2 	45
$(\text{CH}_3)_2\text{N}$ 	No reaction	46
$(\text{CH}_3)_2\text{N}$ 	$\text{CH}_3(\text{CN})\text{N}$  CH_2  $\text{N}(\text{CN})\text{CH}_3$ (ca. 40%)	46
$(\text{CH}_3)_2\text{N}$ 	$\text{CH}_3(\text{CN})\text{N}$  CH_2 	45
$(\text{C}_6\text{H}_5)_3\text{N}$ $[\text{C}_6\text{H}_5\text{N}(\text{CH}_3)]_2(\text{CH}_2)_5$	No products isolated $[\text{C}_6\text{H}_5\text{N}(\text{CN})]_2(\text{CH}_2)_5$	1 57
$(\text{CH}_3)_2\text{N}$ 	No reaction	45
$(\text{CH}_3)_2\text{N}$ 	No reaction	45

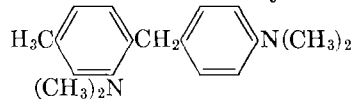
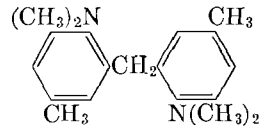
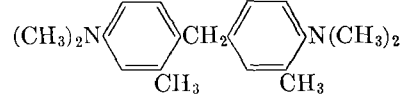
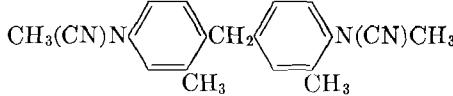

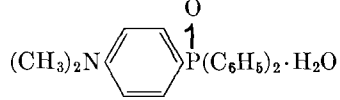
Note: References 85–112 are listed on p. 262.

||| The products were poorly characterized.

¶¶ Appreciable cleavage in the other direction was observed.

TABLE III—Continued

ACYCLIC AMINES

Amine	Products	Reference
<i>E. Derivatives of Aromatic Amines—Continued</i>		
<p style="text-align: center;">C₁₉ (Cont'd)</p> 	No reaction	45
	No reaction	45
		45
<p style="text-align: center;">C₂₀-C₂₄</p> 	An oil which on treatment with water yielded	
		25
<p>[<i>p</i>-(CH₃)₂NC₆H₄]₂CHC₆H₅ C₆H₅CH=CHCH₂N(C₆H₅)CH₂C≡CC₆H₅</p>	<p>C₆H₅CH[C₆H₄N(CN)CH₃-<i>p</i>]₂ (ca. 75%) C₆H₅C≡CCH₂N(CN)C₆H₅(?)</p>	91 89

Note: References 85-112 are listed on p. 262.

* No reaction took place at the amino group.

TABLE IV
CYCLIC AMINES


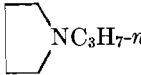
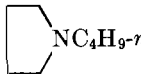

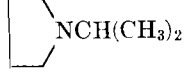
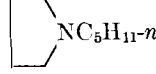
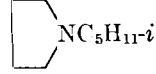

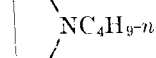
Amine	Products	Reference
<i>A. Three- and Four-Membered Rings</i>		
C ₄ -C ₇		
$\begin{array}{c} \text{CH}_2 \\ \\ \text{CH}_2 \text{---} \text{NC}_2\text{H}_5 \\ \\ \text{CH}_2 \\ \\ \text{CH}_2 \text{---} \text{NC}_4\text{H}_9\text{-}n \\ \\ \text{CH}_2 \\ \\ \text{CH}_2 \text{---} \text{NC}_4\text{H}_9\text{-}n \\ \\ \text{CHC}_2\text{H}_5 \\ \\ (\text{CH}_3)_2\text{C} \text{---} \text{NC}_4\text{H}_9\text{-}n \\ \\ \text{CH}_2 \end{array}$	<p>C₂H₅N(CN)CH₂CH₂Br (88%)</p> <p><i>n</i>-C₄H₉N(CN)CH₂CH₂Br (94%)</p> <p><i>n</i>-C₄H₉N(CN)CH₂CHBrC₂H₅ (82%) + CH₃CH=CHCH₂N(CN)C₄H₉-<i>n</i> (11%) + C₂H₅CH(NHC₄H₉-<i>n</i>)CH₂Br · HBr (6%)</p> <p>CH₂=C(CH₃)CH₂N(CN)C₄H₉-<i>n</i> (29%) + (CH₃)₂CBrCH₂NHC₄H₉-<i>n</i> · HBr * (16%)</p>	5
$\begin{array}{c} \text{CH}_2 \\ / \quad \backslash \\ \text{CH}_2 \quad \text{NC}_4\text{H}_9\text{-}n \\ \backslash \quad / \\ \text{CH}_2 \end{array}$	<i>n</i> -C ₄ H ₉ N(CN)CH ₂ CH ₂ CH ₂ Br (85%)	5

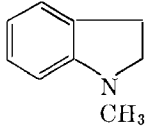
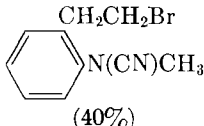
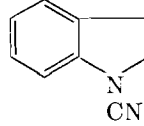
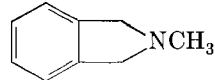
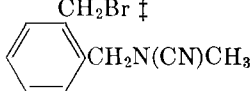
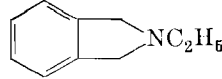
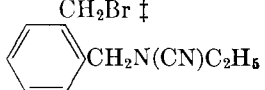
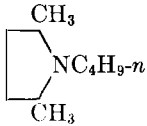
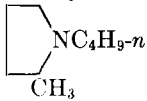
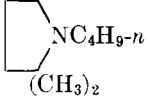
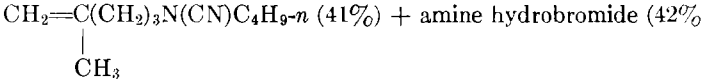
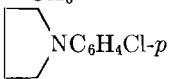
Note: References 85-112 are listed on p. 262.

* Considerable polymerization of the starting material was observed.

TABLE IV—Continued

CYCLIC AMINES

Amine	Products	Reference
<i>B. Five-Membered Rings</i>		
C ₆ -C ₉		
	C ₂ H ₅ N(CN)(CH ₂) ₄ Br † (94%)	48
	<i>n</i> -C ₃ H ₇ N(CN)(CH ₂) ₄ Br (93%)	48
	<i>n</i> -C ₄ H ₉ N(CN)(CH ₂) ₄ Br (quant.)	5, 47
	(CH ₃) ₂ CHN(CN)CH(CH ₃)(CH ₂) ₃ Br (61%) + (CH ₃) ₂ CHN(CN)(CH ₂) ₃ CHBrCH ₃ (30%)	5
	<i>n</i> -C ₅ H ₁₁ N(CN)(CH ₂) ₄ Br (ca. 80%)	85
	<i>i</i> -C ₅ H ₁₁ N(CN)(CH ₂) ₄ Br	85
	<i>n</i> -C ₄ H ₉ N(CN)CH(CH ₂) ₃ Br (70%) + <i>n</i> -C ₄ H ₉ N(CN)(CH ₂) ₃ CHBrCH ₃ (26%)	5
		

C_9-C_{11}			
			
	CH ₃	(40%)	CN (27%)
			
	NCH ₃	CH ₂ Br †	
			
	NC ₂ H ₅	CH ₂ Br †	
	CH ₃	<i>n</i> -C ₄ H ₉ N(CN)CH(CH ₃)CH ₂ CH ₂ CHBrCH ₃	
	NC ₄ H _{9-n}		
	CH ₃		
	NC ₄ H _{9-n}		
	(CH ₃) ₂	CH ₂ =C(CH ₂) ₃ N(CN)C ₄ H _{9-n} (41%) + amine hydrobromide (42%)	
	CH ₃	<i>p</i> -ClC ₆ H ₄ N(CN)(CH ₂) ₃ CHBrCH ₃ (ca. 50%)	
	NC ₆ H ₄ Cl- <i>p</i>	+ <i>p</i> -ClC ₆ H ₄ N(CN)CH(CH ₂) ₃ Br § (ca. 10%)	
		CH ₃	

Note: References 85-112 are listed on p. 262.

† The product was isolated as the piperidine derivative.

‡ The product was poorly characterized.

§ The primary bromide was isolated as its reaction product with diethylamine.

51

53

53

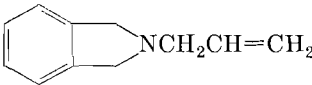
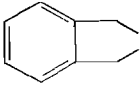
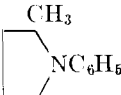
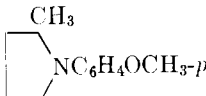
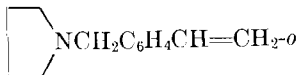

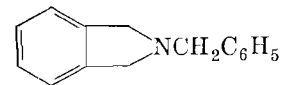
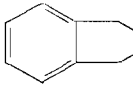
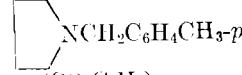
5

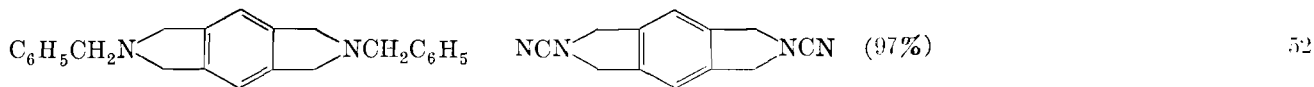
5

50

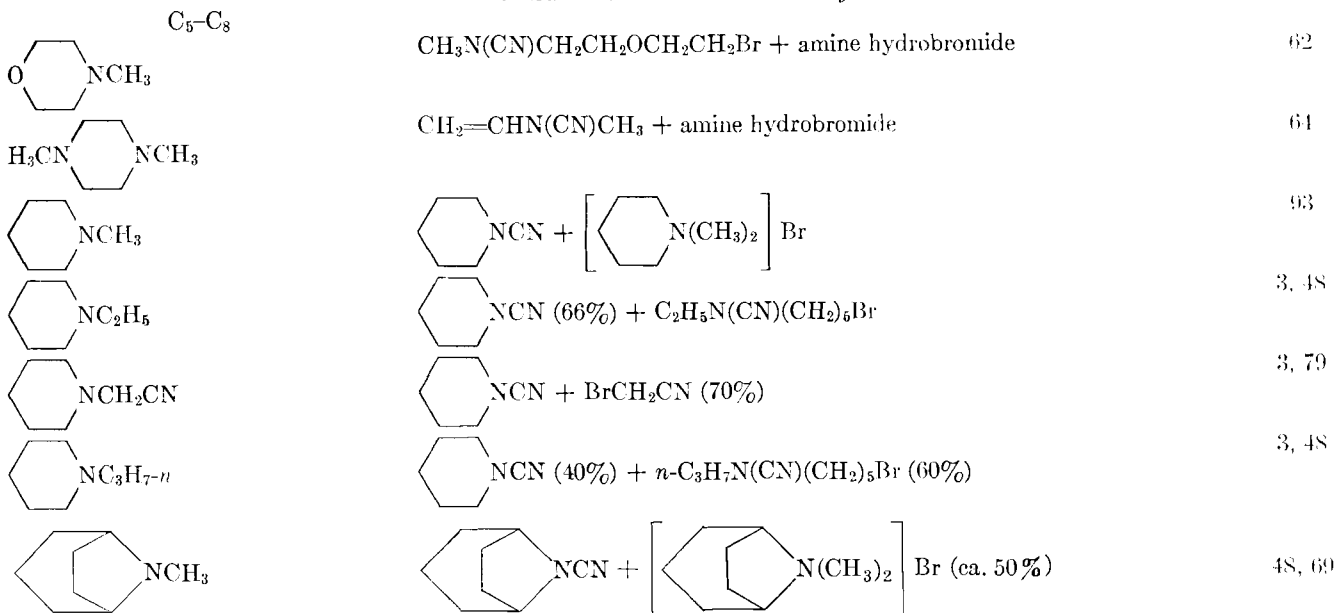
TABLE IV—Continued

CYCLIC AMINES

Amine	Products	Reference
<i>B. Five-Membered Rings—Continued</i>		
$C_{11}-C_{15}$		
	 (40%) + $CH_2=CHCH_2Br^\dagger$	53
	$C_6H_5N(CN)(CH_2)_3CHBrCH_3$ (ca. 50%) + $C_6H_5N(CN)CH(CH_2)_3Br$ § <div style="margin-left: 450px;"> CH₃</div>	50
	$p\text{-}CH_3OC_6H_4N(CN)(CH_2)_3CHBrCH_3$ (ca. 45%) + $p\text{-}CH_3OC_6H_4N(CN)CH(CH_2)_3Br$ § (ca. 15%) <div style="margin-left: 450px;"> CH₃</div>	50
	 NCN + $o\text{-}CH_2=CHC_6H_4CH_2Br$	49
	 NCN + $C_6H_5CH_2Br^\dagger$ + $o\text{-}BrCH_2C_6H_4CH_2N(CN)CH_2C_6H_5$	53
$C_{18}-C_{24}$		
 $(CO_2C_2H_5)_2$	No definite products	92



C. Six- and Seven-Membered Rings



Note: References 85-112 are listed on p. 262.


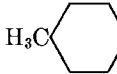
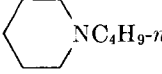
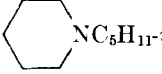
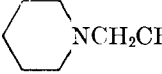
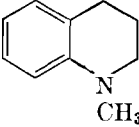
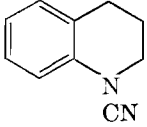
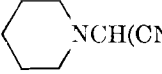
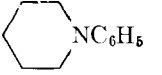
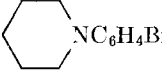
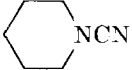
‡ The products were poorly characterized.

§ The primary bromide was isolated as its reaction product with diethylamine.

TABLE IV—Continued

CYCLIC AMINES

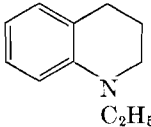
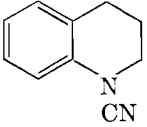
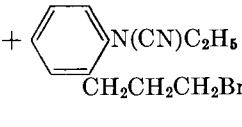
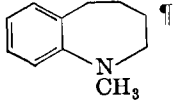
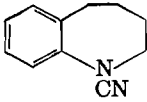
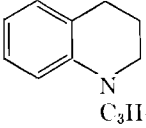
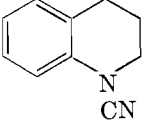
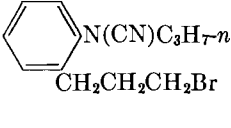
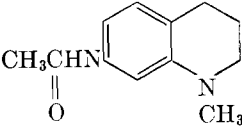
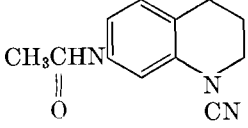
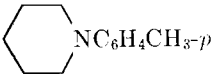
Amine	Products	Reference
<i>C. Six- and Seven-Membered Rings—Continued</i>		
C ₈ -C ₉		
	 NCN CH ₂ CH ₂ CH ₂ Br	54
	 NCN CH ₂ CH ₂ CHBrCH ₃	54
	 NCN CH(CH ₃)CH ₂ CH ₂ Br	54
	 +] Br	63
	No definite products	79

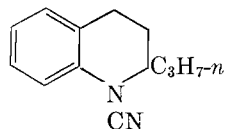
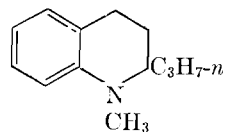
$\text{C}_9\text{-C}_{11}$ 	 + amine hydrobromide	56
	$n\text{-C}_4\text{H}_9\text{N}(\text{CN})(\text{CH}_2)_5\text{Br}$	7
	$i\text{-C}_5\text{H}_{11}\text{N}(\text{CN})(\text{CH}_2)_5\text{Br}$	7
	$\text{NCH}_2\text{CH}_2\text{CO}_2\text{C}_2\text{H}_5$	3
	 + $\text{CH}_2=\text{CHCO}_2\text{C}_2\text{H}_5$ + amine hydrobromide (43%)	58, 94
	No definite products	79
	$\text{C}_6\text{H}_5\text{N}(\text{CN})(\text{CH}_2)_5\text{Br}$	7, 57
	$p\text{-BrC}_6\text{H}_4\text{N}(\text{CN})(\text{CH}_2)_5\text{Br}$	7
$\left[\text{Cyclohexyl-N} \right]_2 \text{CH}_2$		44

Note: References 85-112 are listed on p. 262.

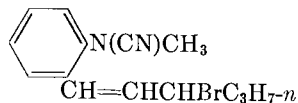
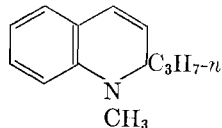
TABLE IV—Continued

CYCLIC AMINES

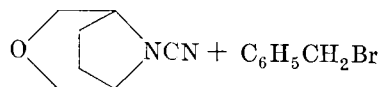
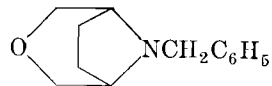
Amine	Products	Reference
C ₁₁ -C ₁₃	<i>C. Six- and Seven-Membered Rings—Continued</i>	
 C ₂ H ₅	 (75%) +  N(CN)C ₂ H ₅ CH ₂ CH ₂ CH ₂ Br	58
 CH ₃	 CN	63
 C ₃ H _{7-n}	 CN +  N(CN)C ₃ H _{7-n} CH ₂ CH ₂ CH ₂ Br	58
 CH ₃ CHN O CH ₃	 CH ₃ CHN O CN	95
 NC ₆ H ₄ CH _{3-p}	<p><i>p</i>-CH₃C₆H₄N(CN)(CH₂)₆Br</p>	7



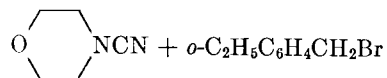
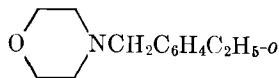
60



60



96

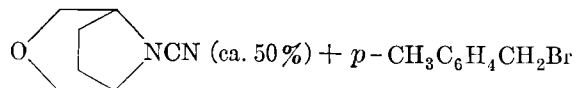
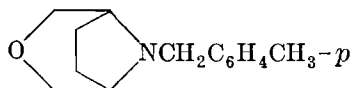


62



No definite products

79

C₁₄-C₁₆

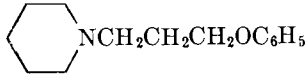
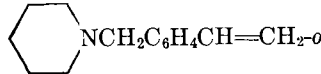

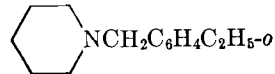

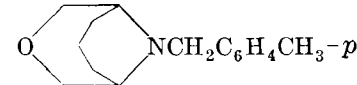
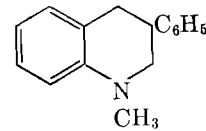
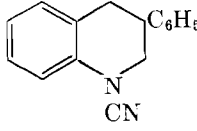
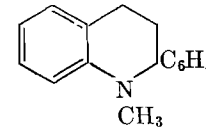
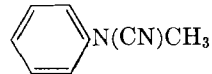
92

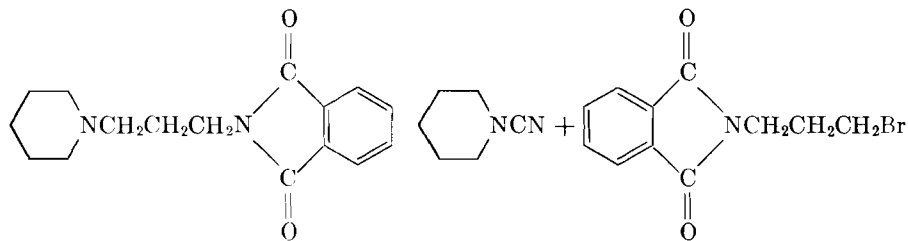
Note: References 85-112 are listed on p. 262.

¶ This is the only recorded example of the reaction of cyanogen bromide with a seven-membered cyclic amine.

TABLE IV—Continued

CYCLIC AMINES

Amine	Products	Reference
<i>C. Six- and Seven-Membered Rings—Continued</i>		
$C_{14}-C_{16}$ (Cont'd)		
	$C_6H_5OCH_2CH_2CH_2N(CN)(CH_2)_5Br$ (ca. 50%) + $C_6H_5OCH_2CH_2CH_2Br$	3
	 + $o-CH_2=CHC_6H_4CH_2Br$	49
	 + $o-C_2H_5C_6H_4CH_2Br$	55
	No definite products	92
		59
	 (ca. 50%) $CH_2CH_2CHBrC_6H_5$	59



D. Pyridine-Type Amines

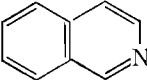
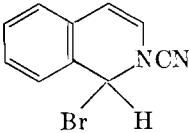
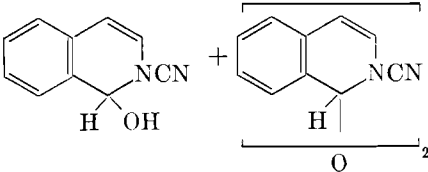
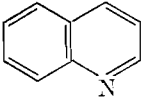
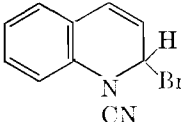
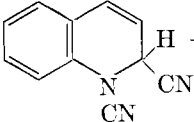
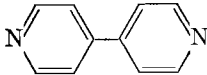
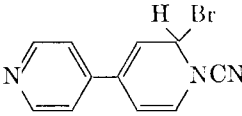
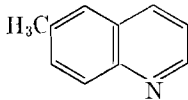
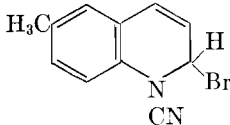
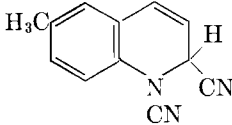
Amine	Hypothetical Intermediate	Products	Remarks **	Reference
C_5-C_9 		$ArNHCH=CHCH=CHCH=NAr \cdot HBr$	Reaction product of pyridine with cyanogen bromide was treated with an arylamine	97, 98, 99
			Water present in reaction mixture	67, 68, 69

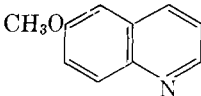
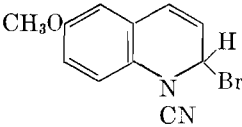
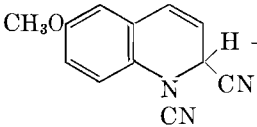
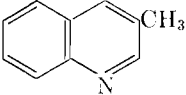
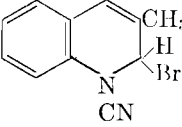
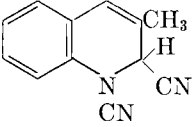
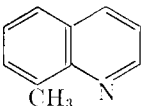
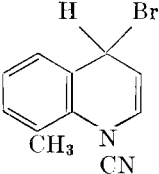
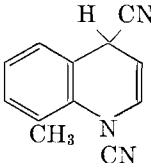
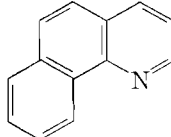
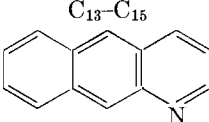
Note: References 85-112 are listed on p. 262.

** See pp. 218-219 for a description of the reactions involved in Table IVD.

TABLE IV—Continued

CYCLIC AMINES

Amine	Hypothetical Intermediate	Products	Remarks	Reference
<i>D. Pyridine-Type Amines—Continued</i>				
C_9-C_{10} 			Water present in reaction mixture	94
		 + amine hydrobromide	Simultaneous reaction with HCN	70
				65
H_3C 	H_3C 	H_3C  + amine hydrobromide	Simultaneous reaction with HCN	70

		 + amine hydrobromide	Simultaneous reaction with HCN	68
		 + amine hydrobromide	Simultaneous reaction with HCN	68
		 + amine hydrobromide	Simultaneous reaction with HCN	68
	Structure not given	Structure not given	Simultaneous reaction with HCN	68
	Structure not given	Structure not given	Simultaneous reaction with HCN	70

Note: References 85-112 are listed on p. 262.

TABLE IV—Continued

CYCLIC AMINES

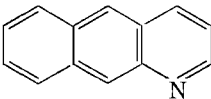
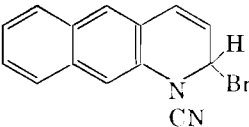
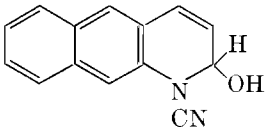
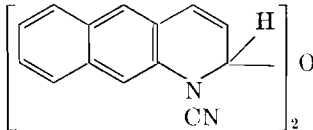
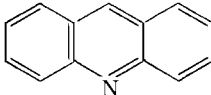
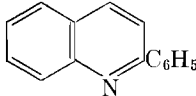
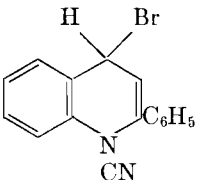
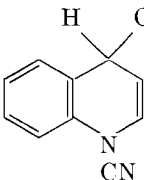
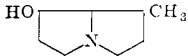
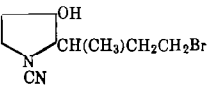
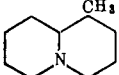
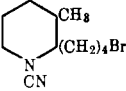
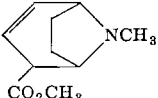
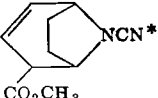
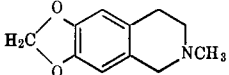
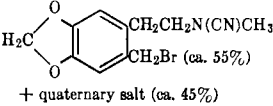
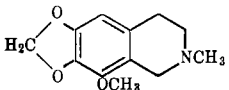
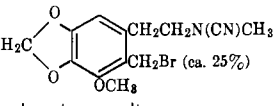
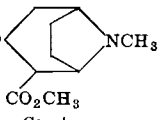
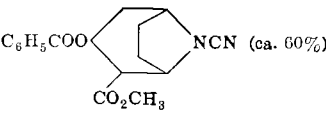
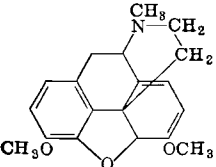
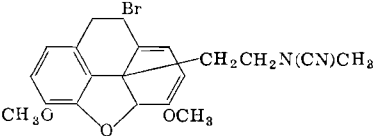
Amine	Hypothetical Intermediate	Products	Remarks	Reference
<i>D. Pyridine-Type Amines—Continued</i>				
<i>C₁₃-C₁₅ (Cont'd)</i>				
		 	Water present in reaction mixture	68
		Structure not given		68
		 + amine hydrobromide	Simultaneous reaction with HCN	68

TABLE V

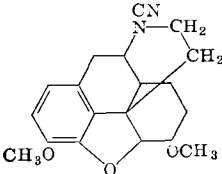
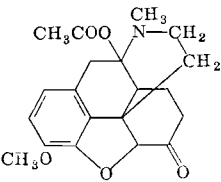
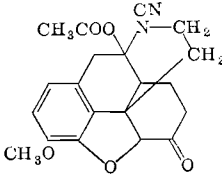
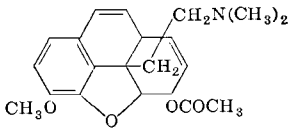
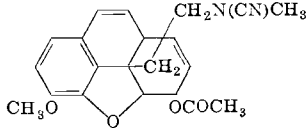
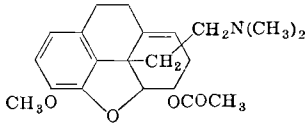
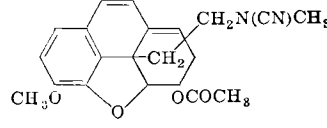
ALKALOIDS

Amine	Products	Reference
<p>C_8-C_{15}</p>  <p>Hetronecanol</p>		99a
 <p>Lupinane</p>		76
 <p>Anhydroecgonine methyl ester</p>		78
 <p>Hydrodrastinine</p>	 <p>+ quaternary salt (ca. 45%)</p>	61
 <p>Hydrocotarnine</p>	 <p>+ quaternary salt</p>	61
<p>$C_{15}H_{24}N_2O$</p> <p>Lupanine</p>	<p>$C_{16}H_{24}N_3O_3Br$</p>	100, 101
<p>$C_{15}H_{26}N_2$</p> <p>Sparteine</p>	<p>$C_{17}H_{26}N_4Br_2 + C_{16}H_{26}N_3Br$ (two isomers)</p>	77
<p>C_6H_5COO</p>  <p>Cocaine</p>	 <p>(ca. 60%)</p>	78
<p>$C_{17}-C_{20}$</p> <p>$C_{17}H_{20}N_3O_3$</p> <p>2,3-Diketonnucidine</p>	<p>$C_{18}H_{20}N_3O_3Br$ (80%) + $C_{18}H_{40}N_6O_6Br$ (7.5%)</p>	102
 <p>Thebaine</p>		74

Note: References 85-112 are listed on p. 262.

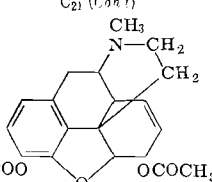
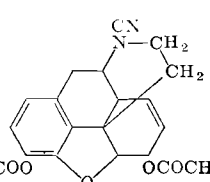
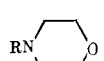
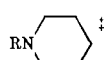
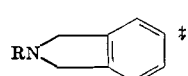
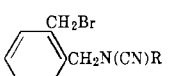
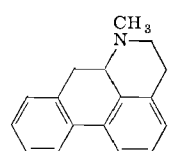
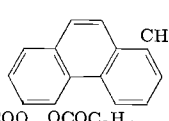
* Considerable ring cleavage occurred, and the yield of the product shown was small. See p. 223.

TABLE V—Continued

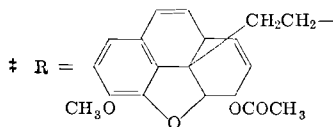
Amine	Products	Reference
$C_{17}-C_{20}$ (<i>Csn't</i>) Tetrahydrothebaine		74
$C_{19}H_{22}N_2O$ Cinchonine	$C_{20}H_{23}N_2O_2 \cdot 2HBr$	103
$C_{19}H_{22}N_2O$ Cinchonidine	$C_{20}H_{22}N_2OBr$	104
 Acetyldihydrooxycodone		105
$C_{20}H_{24}N_2O_2$ Quinine	$C_{22}H_{24}N_4O_2Br_2$	104
$C_{20}H_{24}N_2O_2$ Quinidine	$C_{22}H_{24}N_4O_2Br_2$	103
C_{21} $C_{21}H_{22}N_2O_2$ Strychnine	Addition product of undetermined composition	106
$C_{21}H_{24}N_2O$ Strychnidine	$C_{22}H_{24}N_3OBr + (C_{22}H_{24}N_3OBr)_2$	102
 Acetyl- α -methylmorphimethine		74
 Acetyl- β -methylmorphimethine		107

Note: References 85-112 are listed on p. 262.

TABLE V—Continued

Amine	Products	Reference
<p>C_{21} ($C_{20}N^1$)</p>  <p>Diacetylmorphine</p>	 <p>(ca. 75%)</p>	74
<p>C_{22}-C_{25}</p> 	$RN(CN)CH_2CH_2OCH_2CH_2Br$	108
	$RN(CN)(CH_2)_5Br$	108
<p>$C_{23}H_{26}N_2O_4$ Brucine</p>	$C_{24}H_{26}N_3O_4Br + C_{47}H_{52}N_5O_8Br$	102, 106, 109, 110
<p>$C_{23}H_{28}N_2O_4$ Dihydrobrucine</p>	$C_{24}H_{28}N_3O_4Br$	109, 110
<p>$C_{24}H_{40}N_2$ Conessine</p>	$C_{24}H_{37}N_3 + C_{25}H_{46}N_2Br_2 + C_{24}H_{34}N_4 +$ conessine hydrobromide	73
<p>$C_{24}H_{40}N_2$ Isoconessine</p>	$C_{24}H_{37}N_3 + C_{25}H_{46}N_2Br_2 + C_{24}H_{34}N_4 +$ isoconessine hydrobromide	111
<p>C_{26}-C_{31}</p>  <p>Acetylphenyldihydrothebaine</p>	 <p>$C_{27}H_{26}N_2O_4$</p>	108
 <p>Dibenzoylmorphine</p>	 <p>C_6H_5COO $OCOC_6H_5$</p>	75

Note: References 85-112 are listed on p. 262.



REFERENCES TO TABLES II-V

- ⁵⁵ Ochiai and Tsuda, *J. Pharm. Soc. Japan*, **56**, 357 (1936) [*C. A.*, **30**, 6363 (1936)].
⁵⁶ von Braun and Moldaenke, *Ber.*, **56**, 2165 (1923).
⁵⁷ Sachs and Weigert, *Ber.*, **40**, 4356 (1907).
⁵⁸ von Braun, *Ber.*, **37**, 2670 (1904).
⁵⁹ von Braun and Tauber, *Ann.*, **458**, 102 (1927).
⁶⁰ von Braun and Aust, *Ber.*, **49**, 993 (1916).
⁶¹ von Braun, *Ber.*, **37**, 633 (1904).
⁶² von Braun and Leistner, *Ber.*, **59**, 2323 (1926).
⁶³ von Braun, *Ber.*, **33**, 2734 (1900).
⁶⁴ Shimidzu, *J. Pharm. Soc. Japan*, **537**, 943 (1926) [*C. A.*, **21**, 2694 (1927)].
⁶⁵ von Braun, Grabowski, and Rawicz, *Ber.*, **46**, 3179 (1913).
⁶⁶ von Braun and Seemann, *Ber.*, **56**, 1840 (1923).
⁶⁷ Knunyants and Kefeli, *J. Gen. Chem. U.S.S.R.*, **15**, 628 (1945) [*C. A.*, **40**, 6079 (1946)].
⁶⁸ König, *J. prakt. Chem.*, [2] **69**, 105 (1904).
⁶⁹ König, *J. prakt. Chem.*, [2] **70**, 19 (1904).
^{69a} Adams, Carmack, and Mahan, *J. Am. Chem. Soc.*, **64**, 2593 (1942).
¹⁰⁰ Winterfeld and Kneuer, *Ber.*, **64**, 150 (1931).
¹⁰¹ Thoms and Bergerhoff, *Arch. Pharm.*, **263**, 3 (1925).
¹⁰² Leuchs and Overberg, *Ber.*, **65**, 961 (1932).
¹⁰³ Shimidzu, *J. Pharm. Soc. Japan*, **543**, 370 (1927) [*C. A.*, **21**, 3055 (1927)].
¹⁰⁴ Shimidzu, *J. Pharm. Soc. Japan*, **48**, 31 (1928) [*C. A.*, **22**, 1780 (1928)].
¹⁰⁵ Speyer and Sarre, *Ber.*, **57**, 1427 (1924).
¹⁰⁶ Mossler, *Monatsh.*, **31**, 1 (1910).
¹⁰⁷ von Braun and Cahn, *Ann.*, **451**, 72 (1926).
¹⁰⁸ von Braun, *Ber.*, **52**, 1999 (1919).
¹⁰⁹ Wieland and Gumlich, *Ann.*, **494**, 197 (1932).
¹¹⁰ Leuchs and Overberg, *Ber.*, **66**, 79 (1933).
¹¹¹ Siddiqui and co-workers, *Proc. Indian Acad. Sci.*, **4A**, 283 (1936) [*C. A.*, **31**, 1027 (1937)].
¹¹² Freund and Speyer, *Ber.*, **49**, 1306 (1916).

CHAPTER 5

HYDROGENOLYSIS OF BENZYL GROUPS ATTACHED TO OXYGEN, NITROGEN, OR SULFUR

WALTER H. HARTUNG

University of North Carolina

and

ROBERT SIMONOFF

William H. Rorer, Inc.

Philadelphia, Pa.

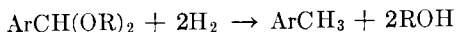
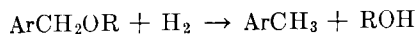
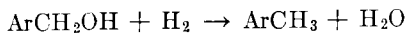
CONTENTS

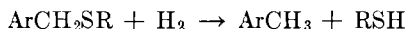
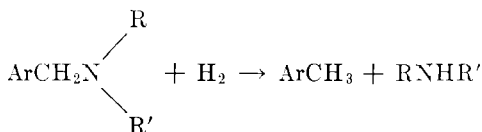
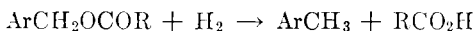
	PAGE
INTRODUCTION	264
SCOPE AND LIMITATIONS	266
Cleavage of Benzyl-Oxygen Bond	267
Alcohols, Aldehydes, and Ketones	267
Ethers	269
Acetals	271
Esters	272
Cleavage of Benzyl-Nitrogen Bonds	275
Amines	275
Quaternary Ammonium Compounds	278
Simultaneous Cleavage of Benzyl-Oxygen and Benzyl-Nitrogen Bonds	280
Cleavage of Benzyl-Sulfur Bonds	280
EXPERIMENTAL CONDITIONS AND CATALYSTS	281
EXPERIMENTAL PROCEDURES	281
α -Tolylglucoside from Salicin	281
1-Phenyl-2-aminobutane from Isonitrosobutyrophenone	282
<p><i>p</i>-<i>n</i>-Propylphenol from <i>p</i>-Hydroxypropiofenone</p>	282
<p><i>p</i>-Dimethylaminotoluene from <i>p</i>-Dimethylaminobenzaldehyde</p>	282
<p><i>p</i>-Aminodiphenylmethane from <i>p</i>-Aminobenzophenone</p>	283
Dihydromorphine from Benzylmorphine	283
Toluene and Butanol from <i>n</i> -Butyl Benzyl Ether	283
5-Phenyl-1-pentanol from 2-Phenyltetrahydropyran	283
(+, -)-Phenylalanyl-glycine from β -Phenyl- α -benzyloximinopropionyl-glycine	284
3-Glyceraldehyde Phosphate from Benzylcycloacetalglyceraldehyde Phosphate	284

	PAGE
Barium D-Glucose-6-phosphate from 1,2-Isopropylidene-D-glucose	284
2-Glycerol- β -D-glucoside from 1,3-Benzylidene-glycerol- β -D-glucoside	285
Phenylacetic Acid from Acetylmandelic Acid	285
L-Glutamylglycine Ethyl Ester from Carbobenzyloxy-L-glutamylglycine Ethyl Ester	285
Diglycyl-L-cystine from Dicarobenzyloxyglycyl-L-cystine	285
Di- <i>n</i> -hexylamine from Benzyl-di- <i>n</i> -hexylamine	286
Dialkylamines from Benzyl-dialkylamines	286
2,3,5-Trimethylphenol from 2-Dimethylaminomethyl-3,5-dimethylphenol	286
1-(3,4-Dihydroxyphenyl)-2-amino-1-butanol from α -Benzhydrylamino-3,4- dibenzoyloxybutyrophenone	287
Benzylhydrazine from 1,1-Dibenzylhydrazine	287
Benzyl-dimethylammonium Chloride from Dibenzyl-dimethylammonium Chloride	287
D-Homocystine from S-Benzyl-D-homocystine	287
α -Amino- β -mercapto- <i>n</i> -butyric Acid from α -Amino- β -benzylmercapto- <i>n</i> - tyric Acid	288
TABULAR SURVEY	288
Table I. Benzyl Alcohols	289
Table II. α -Substituted Benzyl Alcohols	290
Table III. Benzaldehydes	292
Table IV. Ketones	292
Table V. Benzyl Ethers	295
Table VI. Acetals	302
Table VII. Benzyl Esters	303
Table VIII. Carbobenzyloxy Compounds	306
Table IX. Monodebenzylation to Primary Amines	313
Table X. Didebenzylation to Primary Amines	314
Table XI. Monodebenzylation of Dibenzyl Tertiary Amines	315
Table XII. Competitive Debenzylation	316
Table XIII. Monodebenzylation to Secondary Amines	318
Table XIV. Simultaneous O- and N-Debenzylation	321
Table XV. Quaternary Ammonium Compounds	323
Table XVI. Debenzylation with Raney Nickel-Aluminum Alloy	323
Table XVII. Benzyl Thio Ethers	324

INTRODUCTION


The benzyl group and a variety of substituted benzyl groups attached to an oxygen atom as in alcohols, ethers, acetals, or esters; to an amino nitrogen atom; or to a sulfur atom in thio ethers may be removed as toluene, or the correspondingly substituted toluene, by hydrogenolysis.





Both chemical and catalytic methods have been employed to bring about these debenzylations.

Although debenzylations by reductive cleavage have found practical application only in recent decades, the fundamental reactions were observed much earlier. Sabatier and Senderens^{1,2} obtained from benzylamine and hydrogen over nickel at 170–180° not only hexahydrobenzylamine, the normal hydrogenation product, but also ammonia, toluene, and hexahydrotoluene. Emde and his co-workers³⁻⁶ found that quaternary benzylammonium salts and hydroxides on treatment with sodium amalgam eliminate a benzyl group and form tertiary amines. These reports were followed by other relatively isolated



observations.⁷⁻¹⁰ The earliest patents on the removal of benzyl groups by hydrogenolysis were issued in 1925 and 1927.^{11,12,13}

The process of debenzylation may be employed for two distinctly different purposes. In one, much the more common, the benzyl group is introduced to protect a reactive position in the molecule during an extended synthesis and is later removed; the non-benzylated product is of chief interest. Such uses appear in the striking carbobenzyloxy method for the synthesis of the peptide linkage as described on p. 273, and for phosphorylation as described on p. 275.

Debenzylation is also used in reactions where the chief interest is in the product containing the benzyl group. An illustration of such an

¹ Sabatier and Senderens, *Ann. chim. phys.*, [8] **4**, 384 (1905).

² Sabatier and Maible, *Compt. rend.*, **153**, 160 (1911).

³ Emde, *Arch. Pharm.*, **247**, 314, 351, 369 (1909).

⁴ Emde and Franke, *Arch. Pharm.*, **247**, 333 (1909).

⁵ Emde, *Arch. Pharm.*, **249**, 106 (1911).

⁶ Emde and Schellbach, *Arch. Pharm.*, **249**, 111, 118 (1911).

⁷ Skita, *Ber.*, **48**, 1698 (1915).

⁸ Perkin, *J. Chem. Soc.*, **109**, 815 (1916).

⁹ Rosenmund, Zetsche, and Heise, *Ber.*, **54**, 2038 (1921).

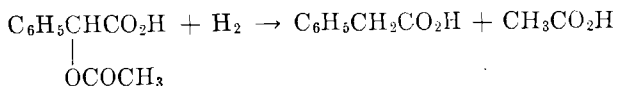
¹⁰ Kariyone and Kimura, *J. Pharm. Soc. Japan*, **1923**, 51 (*Chem. Zentr.*, **1927**, 1825).

¹¹ Wolfes and Krauss, *Ger. pat.* 407,487 [*Frdl.*, **14**, 421 (1925)].

¹² Krauss, *Ger. pat.* 417,926 [*Frdl.*, **15**, 98 (1927)].

¹³ Krauss, *Ger. pat.* 432,151 [*Frdl.*, **15**, 200 (1927)].

application is the synthesis of phenylacetic acid from the acetate of mandelic acid.

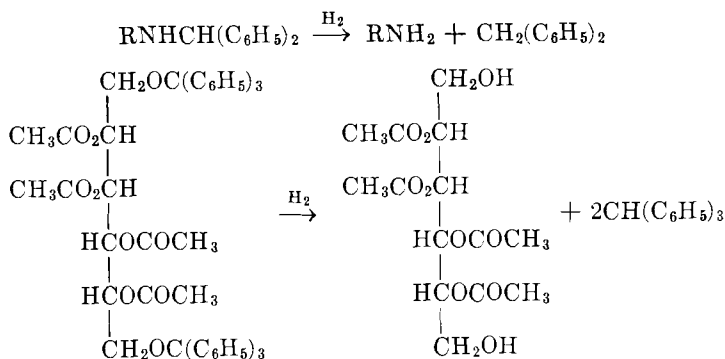


It is the purpose of this chapter to give illustrations of both types of debenzylations so that the usefulness of the reactions may be better appreciated and their applications extended. Since most descriptions of debenzylations in the literature are subordinated to other aspects of the studies in which they are reported, it is certain that not all of the examples of the reaction have been found and discussed in the text or listed in the tables.

SCOPE AND LIMITATIONS

Substituents may be present in the methylene side chain or in the nucleus of the benzyl group. The effects of the various substituents, in either the methylene or the phenyl group, are best considered under the various types of debenzylations as discussed in the following subsections: removal of the benzyl attached to oxygen, to nitrogen, or to sulfur.

The role of the benzyl group may also be taken by the benzhydryl¹⁴ or the triphenylmethyl¹⁵ group.



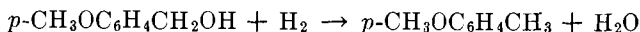
Hydrogenolysis may be accomplished by either chemical or catalytic means. Palladium seems to be the favored catalyst, but platinum, nickel, and copper chromium oxide have also been used successfully. No study of their relative merits has appeared. Chemical debenzylations have been effected by Raney nickel alloy, sodium amalgam, sodium in liquid ammonia, and lithium aluminum hydride.

¹⁴ Suter and Ruddy, *J. Am. Chem. Soc.*, **66**, 747 (1944).

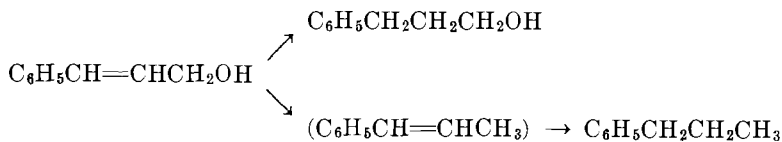
¹⁵ Micheel, *Ber.*, **65**, 262 (1932).

Cleavage of the Benzyl-Oxygen Bond

Alcohols, aldehydes, and ketones (Tables I, II, III, and IV). Benzyl alcohol is rapidly and quantitatively reduced to toluene. Nuclear-substituted benzyl alcohols behave similarly. *p*-Methoxybenzyl alcohol in ethanolic solution on reduction with palladium on charcoal forms *p*-methylanisole,¹⁶ and salicin reduced with colloidal platinum,¹⁷ platinum black, or palladium black¹⁸ furnishes *o*-tolylglucoside.



Cinnamyl alcohol, a vinylog of benzyl alcohol, is reduced by hydrogen and palladium-carbon catalyst to a mixture of *n*-propylbenzene and 3-phenyl-1-propanol.¹⁶ It is probable, by analogy with information on nuclear hydrogenation,¹⁹ that these products result from competing and not from successive reactions: hydrogenation of the ethylenic bond to furnish the alcohol and "decinnamylation" by hydrogenolysis, followed by reduction of the double bond to furnish propylbenzene.



Benzyl alcohols substituted in the α position likewise undergo hydrogenolysis. 1-Phenyl-1-propanol is reduced to propylbenzene,²⁰ 1-phenyl-1-ethanol forms ethylbenzene,²¹ 1-phenylethane-1,2-diol yields phenethyl alcohol, and diphenylcarbinol is converted to diphenylmethane.¹⁶

Since aldehydes of the general formula ArCHO may be reduced to the corresponding benzyl alcohols, ArCH_2OH , and ketones of general structure ArCOR form α -substituted benzyl alcohols, ArCHROH , it is to be expected that many aldehydes and ketones may be reduced directly to the corresponding toluenes or alkylbenzenes without the isolation of the intermediate alcohol. This expectation is realized in practice.^{16, 20, 22, 23} Many aldehydes and ketones have been reduced at room temperature and low pressures to the corresponding hydrocarbons with hydrogen and palladium-carbon or copper chromium oxide cata-

¹⁶ Baltzly and Buck, *J. Am. Chem. Soc.*, **65**, 1984 (1943).

¹⁷ Kariyone and Kondo, *J. Pharm. Soc. Japan*, **48**, 684 (1928) [*C. A.*, **23**, 393 (1929)].

¹⁸ Richtmyer, *J. Am. Chem. Soc.*, **56**, 1633 (1934).

¹⁹ Van Duzee and Adkins, *J. Am. Chem. Soc.*, **57**, 147 (1935).

²⁰ Hartung and Crossley, *J. Am. Chem. Soc.*, **56**, 158 (1934).

²¹ Kindler, Scharfe, and Henrich, *Ann.*, **565**, 51 (1949).

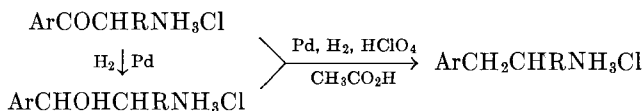
²² Hartung and co-workers, unpublished results.

²³ Hartung and Smith, *J. Elisha Mitchell Society*, **66**, 171 (1950) [*C. A.*, **47**, 2716 (1953)].

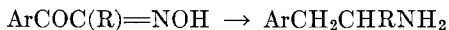
lysts (Table III). Similar results may be accomplished by using Raney nickel-aluminum alloy and alkali.²⁴

If the aryl alkyl ketone contains a phenolic hydroxyl in the *ortho* position, reduction to the hydrocarbon derivative does not take place. *o*-Hydroxypropiophenone is not reduced by palladium-carbon catalyst, and the 4-acylresorcinols are not reduced to the corresponding alkylresorcinols by either palladium or Raney nickel.²² For such reductions the Clemmensen²⁵ or the Wolff-Kishner²⁶ reactions must be used. Also complete substitution in the α position of the aryl alkyl ketone inhibits hydrogenolysis. Pivalophenone, $C_6H_5COC(CH_3)_3$, is smoothly and quantitatively reduced to the carbinol but not to the hydrocarbon.¹⁶ The same behavior may be expected from other aryl *t*-alkyl ketones.

The hydrochlorides of aryl α -aminoalkyl ketones, $ArCOCHRNH_3Cl$, are reduced only to the amino alcohol when palladium catalyst is employed; however, if the amino ketone or the amino alcohol is hydrogenated in acetic acid at 80–90° with palladium on barium sulfate in the presence of perchloric acid, excellent yields of the desoxy compound are obtained.²⁷ It is suggested that in the presence of perchloric acid the reduction proceeds through the acetic acid ester of the amino alcohol.



An extension of the development described in the preceding paragraph is the reduction in one step, by means of palladium catalyst in acetic acid-perchloric acid solution, of α -oximino ketones to the corresponding amines.²⁷ The reduction of benzaldehyde cyanohydrin to phenethyl-



amine does not require the presence of acetic or perchloric acid but proceeds in ethanolic hydrogen chloride solution.²⁸

The reduction of esters of aromatic acids to the corresponding hydrocarbons by means of copper chromium oxide²⁹ occurs by virtue of the



fact that these esters are first reduced to the aromatic alcohols, and the alcohol then undergoes hydrogenolysis. Ethyl benzoate, for example, reduced with copper chromium oxide in methanolic solution at 300 atm.

²⁴ Papa, Schwenk, and Whitman, *J. Org. Chem.*, **7**, 587 (1942).

²⁵ Martin, in Adams, *Organic Reactions*, Vol. I, p. 155, John Wiley & Sons, 1942.

²⁶ Todd, in Adams, *Organic Reactions*, Vol. IV, p. 378, John Wiley & Sons, 1948.

²⁷ Rosenmund and Karg, *Ber.*, **75**, 1850 (1942).

²⁸ Hartung, *J. Am. Chem. Soc.*, **50**, 3370 (1928).

²⁹ Lazier, U. S. pat. 2,079,414 [*C. A.*, **31**, 4340 (1937)].

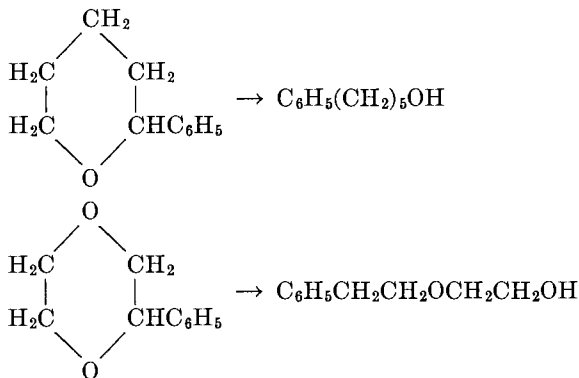
and 125–175° is converted to benzyl alcohol.³⁰ If the temperature is increased to 200–250°, the products of the reaction are toluene, ethanol, and water.³¹

The ability of lithium aluminum hydride to effect hydrogenolysis of benzyl alcohols bearing an amino substituent in the *ortho* or *para* position is a recent discovery.³² Since this reducing agent converts esters, aldehydes, or ketones to carbinols,^{32a} it is seen that appropriately substituted intermediates may be converted directly to the corresponding toluidines. Illustrative of this reaction are the conversion of methyl anthranilate to *o*-toluidine (39%), *o*-aminobenzyl alcohol to *o*-toluidine (53%), *p*-aminobenzoic acid to *p*-toluidine (47%), *p*-dimethylamino-benzaldehyde to *N,N*-dimethyl-*p*-toluidine (78%), and *p*-aminobenzophenone to *p*-aminodiphenylmethane (57%).

Ethers (Table V). Hydrogenolysis of benzyl ethers proceeds smoothly, and the yields of products are generally good. Nickel or platinum catalysts may be used, but palladium is preferred if hydrogenation of the nucleus is to be avoided.

Benzyl alkyl ethers are quantitatively reduced to toluene and the corresponding alcohol by palladium¹² or by Raney nickel.¹⁹ Benzyl phenyl ether is converted into toluene and phenol when palladium-charcoal catalyst is used;¹¹ but with Raney nickel as catalyst at 100° and 150–200 atm. toluene and both phenol and cyclohexanol are formed.¹⁹

The hydrogenolyses described in the preceding section, where the benzyl group is retained in the product desired, have their parallel in certain oxygen heterocycles containing an α -phenyl substituent, for example, the conversion of 2-phenyltetrahydropyran into 5-phenyl-1-pentanol and of phenyldioxane into phenethyl β -hydroxyethyl ether.³³



³⁰ Mozingo and Folkers, *J. Am. Chem. Soc.*, **70**, 229 (1948).

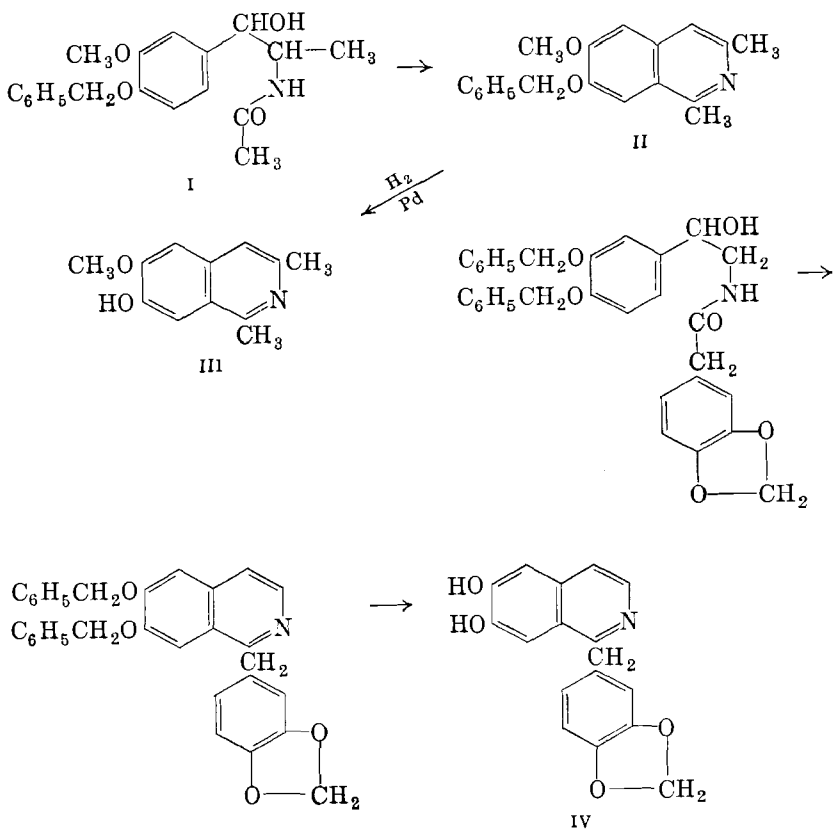
³¹ Adkins, *Reactions of Hydrogen*, pp. 97–104, University of Wisconsin Press, 1937.

³² Conover and Tarbell, *J. Am. Chem. Soc.*, **72**, 3586 (1950).

^{32a} Brown, in Adams, *Organic Reactions*, Vol. VI, p. 469, John Wiley & Sons, 1951.

³³ Baker, Cornell, and Cron, *J. Am. Chem. Soc.*, **70**, 1490 (1948).

The principal application of the hydrogenolysis of benzyl ethers is in removing a benzyl group introduced earlier in order to protect a hydroxyl group during a series of reactions. For example, 1-(3-methoxy-4-benzyloxyphenyl)-2-acetaminopropanol (I) may be cyclized to the isoquinoline derivative II and the benzyl group then removed by hydrogenolysis to liberate the hydroxyl group in the 7 position of the isoquinoline III.³⁴ 6,7-Dihydroxy-1-(3',4'-methylenedioxybenzyl)isoquinoline (IV) may be prepared in an analogous manner.³⁵

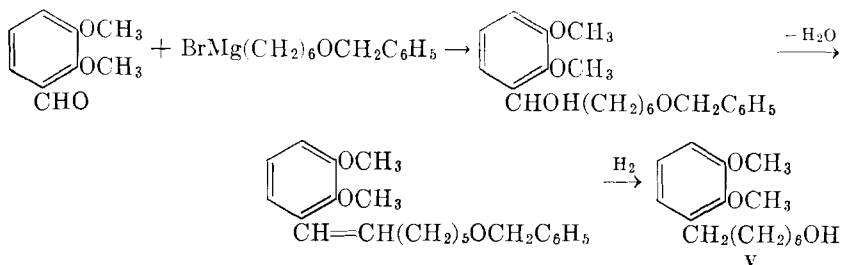


For the preparation of 3-(7-hydroxy-*n*-heptyl)veratrole (V) the Grignard reagent from 6-benzyloxy-1-bromohexane was allowed to react with 2,3-dimethoxybenzaldehyde to form a carbinol, which was dehydrated; reduction of the unsaturated intermediate in acetic acid solu-

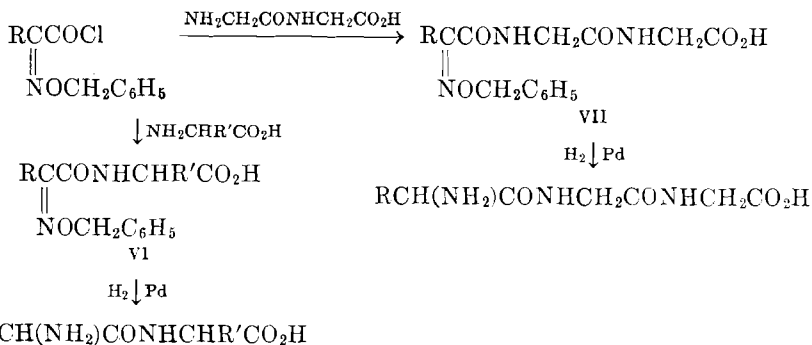
³⁴ von Fodor, *Ber.*, **76**, 1219 (1943).

³⁵ Schöpf and Salzer, *Ann.*, **544**, 17 (1940).

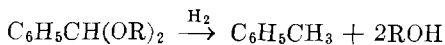
tion with palladium black saturated the double bond and simultaneously removed the benzyl group.³⁶



The benzyloximino compounds are also useful in masking oximes because of the ease with which the protecting benzyl group may be removed by hydrogenolysis. α -Oximino acids cannot be converted into their corresponding acid chlorides, but the O-ethers, the alkyloximino acids, are conveniently available and can be converted in good yields into the corresponding acid chlorides by the usual methods.³⁷ The α -benzyloximino acid chlorides react with α -amino acids to form amides (VI) which may be reduced to dipeptides;³⁸ and the acid chloride will react with a dipeptide to form an attractive intermediate (VII) for the synthesis of a tripeptide.³⁹



Acetals (Table VI). Hydrogenolysis of acetals of benzaldehyde furnishes toluene and the alcohol from which the acetal was formed.^{10, 40}



³⁶ Wasserman and Dawson, *J. Org. Chem.*, **8**, 73 (1943).

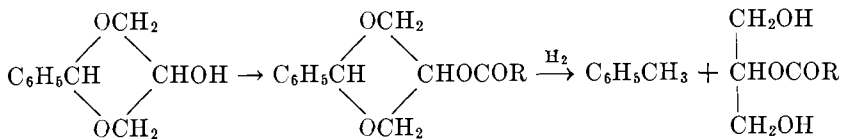
³⁷ Waters and Hartung, *J. Org. Chem.*, **12**, 469 (1947).

³⁸ Weaver and Hartung, *J. Org. Chem.*, **15**, 741 (1950).

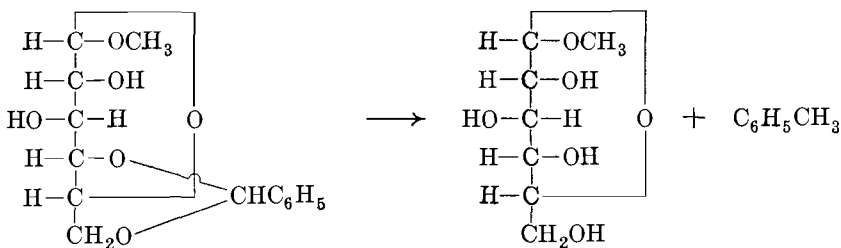
³⁹ Kramer, Hartung, and Hager, Chicago Meeting, American Chemical Society, September 1950.

⁴⁰ Sigmund, *Monatsh.*, **53-54**, 607 (1929).

The reaction is useful for the preparation of otherwise inaccessible esters of certain polyhydroxy compounds, for example, the β -monoglycerides.⁴¹ Glycerol and benzaldehyde form the 1,3-diacetal, leaving the secondary alcoholic group available for esterification; hydrogenolysis of the benzal group affords toluene and the β -glyceride. The benzaldehyde acetals of

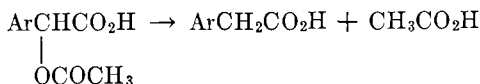


sugars undergo similar hydrogenolyses. Benzal- α -methylglucoside with hydrogen in the presence of platinum sponge forms toluene and α -methylglucoside.⁴²



Benzaldehyde diacetate has been reduced to toluene and acetic acid.⁷ No practical applications of this type of hydrogenolysis have been reported.

Esters (Tables VII and VIII). Esters of benzyl alcohol are reduced practically quantitatively to toluene and the acid from which the ester is formed.^{7,9} The reduction of the acetates of mandelic acid and its nuclear-substituted derivatives to the corresponding arylacetic acids, by means of palladium on barium sulfate and hydrogen, illustrates the type of hydrogenolysis in which the product of interest retains the benzyl group.⁴³



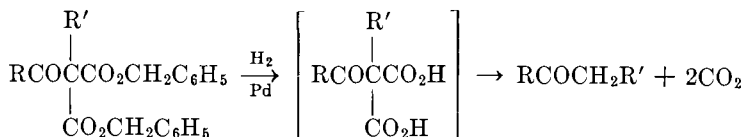
Hydrogenolyses of benzyl esters have also found important use in syntheses in which benzyl groups are employed to protect carboxyl groups and hence are not retained in the final products. Alkaline hydrolysis of an acylated malonic ester such as $\text{RCO}(\text{CO}_2\text{C}_2\text{H}_5)_2$ does

⁴¹ Bergmann and Carter, *Z. physiol. Chem.*, **191**, 211 (1930).

⁴² Freudenberg, Toepfer, and Anderson, *Ber.*, **61**, 1750 (1928).

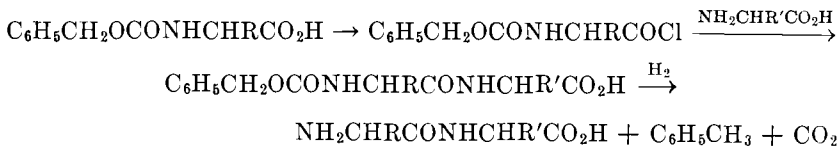
⁴³ Rosenmund and Schindler, *Arch. Pharm.*, **266**, 281 (1928).

not lead to the corresponding malonic acid for the acyl group is hydrolyzed more rapidly than the ester groups.^{43a} The benzyl esters, however, submit smoothly to hydrogenolysis with palladium-charcoal; decarboxylation of the malonic acid affords the ketone.⁴⁴ This method has



been employed for the synthesis of compounds such as 3-tridecanonic acid, 8-heptadecanone, 14-ethyl-13-octadecanonic acid, 11-eicosanone-1-ol, 1-phenyl-2-pentanone-1-ol, and 3-*m*-methoxybenzoylpropionic acid.

A most attractive use of the debenzoylation of esters by hydrogenolysis is the carbobenzyloxy method, developed by Bergmann and Zervas,^{45, 46} for the synthesis of the peptide linkage. Carbobenzyloxy chloride, $\text{C}_6\text{H}_5\text{CH}_2\text{OCOCl}$, reacts with an amino acid to form a benzyl carbamate, $\text{C}_6\text{H}_5\text{CH}_2\text{OCONHCHR}\text{CO}_2\text{H}$; the free carboxyl group in this product may be converted into an acid chloride function, which by reaction with another molecule of amino acid yields the intermediate for a dipeptide. Hydrogenolysis forms toluene and a carbamic acid which



spontaneously loses carbon dioxide, thus liberating the amino group which was protected during formation of the peptide linkage. The hydrogenolysis is effected by palladium black and hydrogen, and the yields are generally good. The free carboxyl group of the dipeptide derivative may, via its acid chloride, be coupled with a third amino acid, and so on, debenzoylating only at the end of the synthesis.⁴⁷ An indication of the extent to which this reaction has been applied is shown in Table VIII.

The *p*-bromobenzyl carbamates, prepared from amino acids and *p*-bromocarbobenzyloxy chloride, have higher melting points and crystallize better than the corresponding benzyl carbamates. The *p*-bromo

^{43a} The acid hydrolysis and decarboxylation of the acylated malonic ester $\text{C}_2\text{H}_5\text{O}_2\text{CCH}_2\text{CH}_2\text{COCH}(\text{CO}_2\text{C}_2\text{H}_5)_2$ to the acid $\text{HO}_2\text{CCH}_2\text{CH}_2\text{COCH}_2\text{CO}_2\text{H}$ has been carried out by Eisner, Elvidge, and Linstead, *J. Chem. Soc.*, **1950**, 2223.

⁴⁴ Bowman, *J. Chem. Soc.*, **1950**, 325.

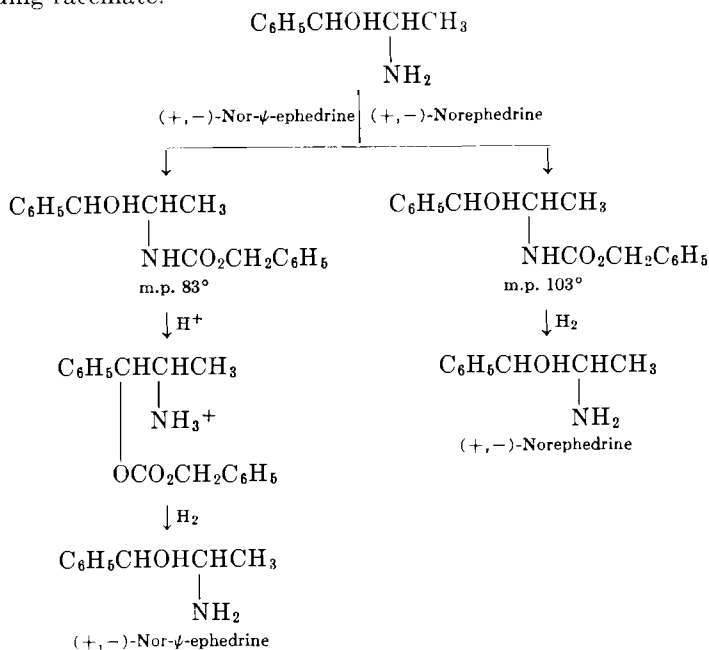
⁴⁵ Bergmann and Zervas, *Ber.*, **65**, 1192 (1932).

⁴⁶ Bergmann and Zervas, *Ber.*, **65**, 1201 (1932).

⁴⁷ Barkdoll and Ross, *J. Am. Chem. Soc.*, **66**, 951 (1944).

derivatives undergo hydrogenolysis in the same manner as do the unhalogenated carbamates.^{47a}

Because of the mild conditions under which benzyl carbamates respond to hydrogenolysis, certain derivatives lend themselves well for the recovery of pure isomers from a mixture of diastereoisomeric carbamates, thus avoiding the risk of Walden inversion or other chemical reactions which may accompany chemical deacylations. This is illustrated by the separation of the two racemic forms of norephedrine by way of their carbobenzyloxy derivatives.⁴⁸ (+, -)-Nor-ψ-ephedrine forms a urethane in which the amide group migrates quantitatively from the nitrogen to the oxygen atom, thus permitting easy separation of N-carbobenzyloxy-(+, -)-norephedrine from O-carbobenzyloxy-(+, -)-nor-ψ-ephedrine. Hydrogenolysis of each derivative regenerates the corresponding racemate.

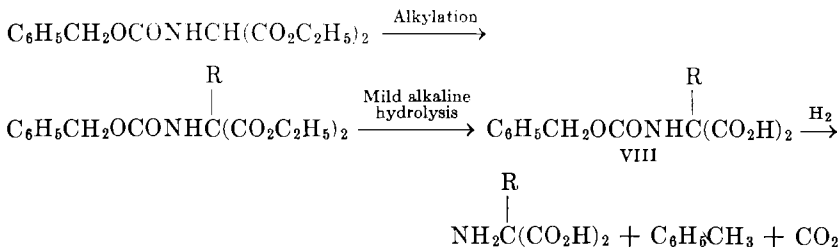


The carbobenzyloxy method promises to be useful for the synthesis of aminoalkylmalonic acids, $\text{NH}_2\text{CR}(\text{CO}_2\text{H})_2$. Aminomalonic ester, first converted into its carbobenzyloxy derivative, can be alkylated; the ethyl ester groups may be removed by milder hydrolysis than the benzyl ester, thus forming a carbobenzyloxyaminoalkylmalonic acid (VIII); the

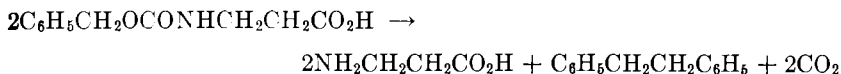
^{47a} Channing, Turner, and Young, *Nature*, **167**, 487 (1951).

⁴⁸ Fodor and Kiss, *Nature*, **163**, 287 (1949).

mild conditions of the hydrogenolytic reaction permit reduction of the malonic acid or its salt.⁴⁹



The carbobenzyloxy group can also be removed by chemical means. Carbobenzyloxy- β -alanine, treated with sodium in liquid ammonia, is converted into β -alanine and 1,2-diphenylethane.⁵⁰



The benzyl esters of phosphoric acid are employed to admirable advantage in the synthesis of phosphorylated amines and alcohols.^{50a-c*} The general equations may be summarized as follows.

1. $\text{C}_6\text{H}_5\text{CH}_2\text{OH} \xrightarrow{\text{PCl}_3} (\text{C}_6\text{H}_5\text{CH}_2\text{O})_2\text{POH} \xrightarrow{\text{Cl}_2} (\text{C}_6\text{H}_5\text{CH}_2\text{O})_2\text{POCl}$
2. $(\text{C}_6\text{H}_5\text{CH}_2\text{O})_2\text{POCl} \xrightarrow{\text{R}_2\text{NH}} (\text{C}_6\text{H}_5\text{CH}_2\text{O})_2\text{PONR}_2 \xrightarrow{\text{H}_2} \text{R}_2\text{NPO}_3\text{H}_2$
3. $(\text{C}_6\text{H}_5\text{CH}_2\text{O})_2\text{POCl} \xrightarrow{\text{HOR}} (\text{C}_6\text{H}_5\text{CH}_2\text{O})_2\text{POOR} \xrightarrow{\text{H}_2} \text{ROPO}_3\text{H}_2$

The mild conditions under which hydrogenolysis is effected make possible the synthesis of phosphorylated products of biological significance, which heretofore could be obtained with difficulty or by ambiguous procedures.

Cleavage of Benzyl-Nitrogen Bonds

Amines (Tables IX–XV). Benzylamine, unlike benzyl alcohol, does not readily undergo hydrogenolysis. With palladium oxide⁵¹ or with palladium-charcoal²² no reduction was observed, and with nickel and

⁴⁹ Beaujon, M.S. thesis, University of North Carolina, 1950.

⁵⁰ Sifford and du Vigneaud, *J. Biol. Chem.*, **103**, 753 (1935).

^{50a} Atherton, Openshaw, and Todd, *J. Chem. Soc.*, **1945**, 382, 660.

^{50b} Atherton and Todd, *J. Chem. Soc.*, **1947**, 674.

^{50c} Atherton, Howard, and Todd, *J. Chem. Soc.*, **1948**, 1106.

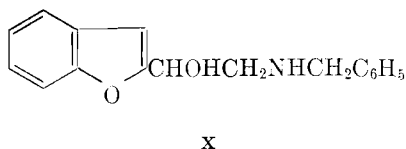
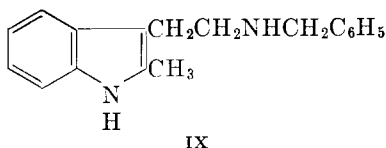
^{50d} Baddiley, Clark, Michalski, and Todd, *J. Chem. Soc.*, **1949**, 815.

^{50e} Michelson and Todd, *J. Chem. Soc.*, **1949**, 2476, 2487.

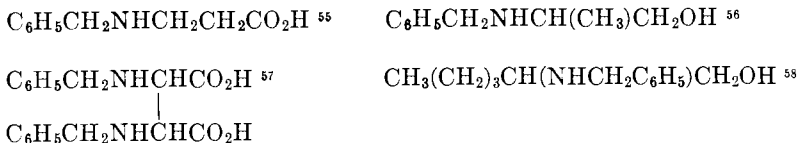
* The first example of this use of benzyl esters of phosphoric acid was described by Zervas, *Naturwissenschaften*, **27**, 317 (1939).

⁵¹ Birkofer, *Ber.*, **75**, 429 (1942).

hydrogen at high temperatures the hydrogenolysis was slight.^{1,2} Secondary amines containing one benzyl and one alkyl group also appear not to undergo hydrogenolysis;^{16, 51, 52} in fact, one general method for preparing benzylamines of this type is the catalytic hydrogenation of the intermediate Schiff bases.^{52a} The following secondary amines were also found to be resistant to debenzylation: $C_6H_5CH_2NH(CH_2)_3COCH_3$ and $C_6H_5CH_2NH(CH_2)_3CH(CH_3)NH_2$. The latter, however, after conversion to the dimethylamino derivative with formaldehyde and formic acid did cleave at the benzyl-nitrogen bond to form $NH_2(CH_2)_3CH(CH_3)N(CH_3)_2$.⁵³ The heterocyclic compounds IX and X were stable as hydrochlorides, but the free base IX underwent hydrogenolysis.^{53, 54}



Certain secondary amines containing a benzyl group and an alkyl group which itself carries a non-hydrocarbon substituent do undergo debenzylation to yield the corresponding primary amine; e.g.,



Secondary amines containing an aryl and a benzyl group are readily reduced to toluene and the primary aromatic amines.^{7, 13, 51}

Dibenzylamine is resistant to hydrogenolysis; it can in fact be prepared in 97% yield by the reduction of tribenzylamine with palladium oxide.⁵¹ However, dibenzylamines in which one benzyl group is substituted in the aromatic nucleus are amenable to hydrogenolysis, the unsubstituted benzyl group being removed.¹⁶ By means of competitive debenzylation studies (Table XII) of a series of 4,4'-disubstituted

⁵² Buck and Baltzly, *J. Am. Chem. Soc.*, **63**, 1964 (1941).

^{52a} Emerson, in Adams, *Organic Reactions*, Vol. IV, p. 174, John Wiley & Sons, 1948.

⁵³ Eisleb and Ehrhart, Ger. pat. 550,762 (*Chem. Zentr.*, **1932** II, 615).

⁵⁴ Burger and Deinet, *J. Am. Chem. Soc.*, **67**, 566 (1945).

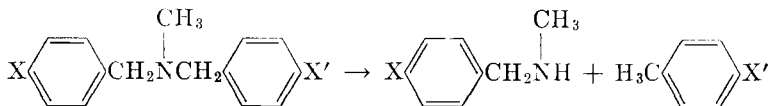
⁵⁶ Mattocks and Hartung, *J. Am. Chem. Soc.*, **68**, 2108 (1946).

⁵⁶ Chemische Fabrik vorm. Sandoz, Fr. pat. 844,225 [*C. A.*, **34**, 7296 (1940)]; Peyer, U. S. pat. 2,243,977 [*C. A.*, **35**, 5508 (1941)].

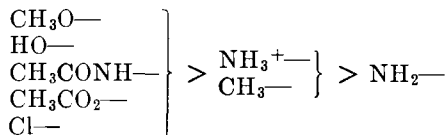
⁵⁷ Wenner, U. S. pat. 2,389,099 [*C. A.*, **40**, 1539 (1946)].

⁵⁸ Niemann and Redemann, *J. Am. Chem. Soc.*, **68**, 1932 (1946).

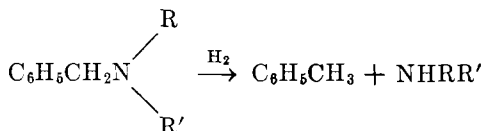
dibenzylamines it is found that the stabilizing effects of the substituents



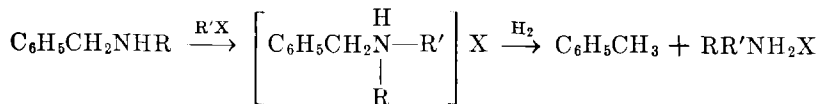
in the *para* position may be arranged in the following order.⁵⁹



Tertiary amines containing one benzyl group readily undergo hydrogenolysis. The yields are high, and the reaction is an excellent preparative method for secondary amines. Examples of the reaction are



the preparation of di-*n*-hexylamine and di-*n*-heptylamine. Hexyl chloride or heptyl chloride is allowed to react with benzylamine to form the benzyldialkylamine; hydrogenolysis furnishes the pure secondary aliphatic amine in quantitative yield.⁶⁰ Mixed secondary aliphatic amines may be prepared in an analogous manner. A benzylalkylamine is treated with an alkyl halide; the resulting benzyldialkylammonium salt on hydrogenation forms toluene and the salt of the mixed dialkylamine.^{51, 52, 60}

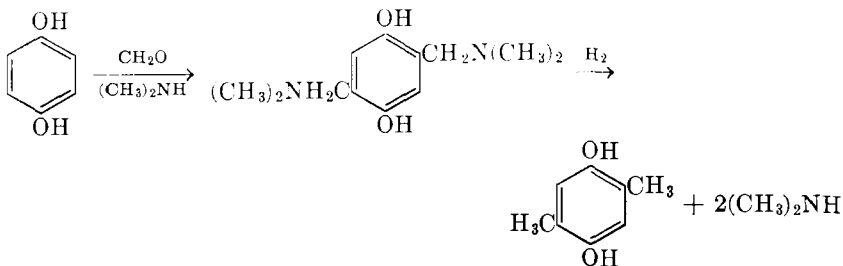


A unique application of these debenzilation reactions is seen in the synthesis of 2,5-dimethylhydroquinone.⁶¹ Hydroquinone reacts with formaldehyde and dimethylamine to form 2,5-bis(dimethylaminomethyl)hydroquinone; this subjected to hydrogenation in the presence of copper chromium oxide affords dimethylamine and 2,5-dimethylhydroquinone.

⁵⁹ Baltzly and Russell, *J. Am. Chem. Soc.*, **72**, 3410 (1950).

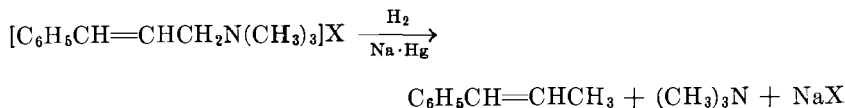
⁶⁰ King and Work, *J. Chem. Soc.*, **1940**, 1313.

⁶¹ Caldwell and Thompson, *J. Am. Chem. Soc.*, **61**, 765 (1935).



Quaternary Ammonium Compounds (Table XV). Little attention has been given to the hydrogenolysis of quaternary benzylammonium compounds. Tribenzylmethylammonium hydroxide reduced with palladium oxide furnishes toluene and benzylmethylamine.⁵¹ Benzylphenyldimethylammonium chloride under similar conditions forms cyclohexyldimethylamine,⁵¹ an unusual instance of the reduction of the benzene nucleus with a palladium catalyst.

Chemical hydrogenolysis of quaternary ammonium compounds has received more study, which chronologically preceded all the work on the catalytic methods. Emde,³ by means of sodium amalgam, reduced cinnamyltrimethylammonium chloride to trimethylamine and propenylbenzene. He found this to be a reaction characteristic for quaternary ammonium compounds containing the cinnamyl radical. The corre-

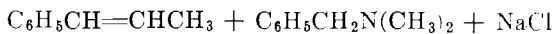
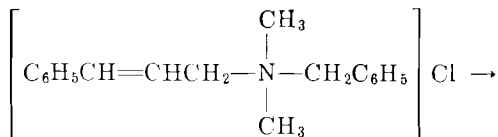


sponding saturated compounds, $[\text{C}_6\text{H}_5\text{CH}_2\text{CH}_2\text{CH}_2\text{N}(\text{CH}_3)_3]\text{X}$ and $[\text{C}_6\text{H}_5\text{CHClCHOHCH}_2\text{N}(\text{CH}_3)_3]\text{X}$, are stable under the same conditions. If the quaternary ammonium salt contains two cinnamyl groups, the products of the reaction are propenylbenzene and a cinnamyl-dialkylamine, which is stable until it is quaternized.

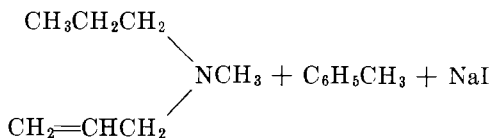
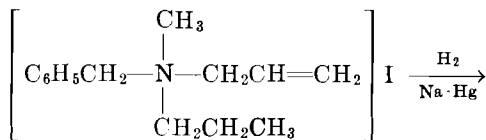
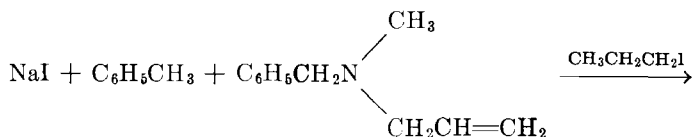
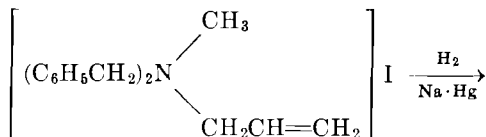
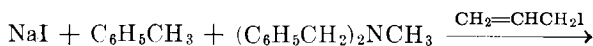
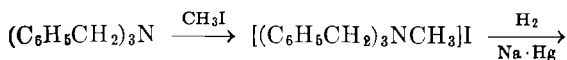
Benzyltrimethylammonium chloride furnishes toluene and trimethylamine,^{3,5} but allyltrimethylammonium chloride and hydroxide are not



affected by sodium amalgam. Dibenzyltrimethylammonium chloride forms toluene and benzyltrimethylamine.^{3,5} Cinnamylbenzyltrimethylammonium chloride furnishes propenylbenzene and benzyltrimethylamine, indicating that the cinnamyl-nitrogen bond is more easily cleaved under these conditions than is the benzyl-nitrogen bond.⁶

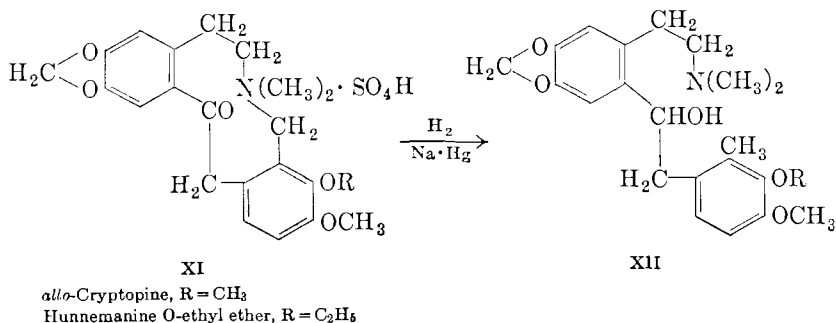


Hydrogenolytic cleavage of quaternary ammonium compounds has been used in the synthesis of methylpropylallylamine by the following sequence of reactions.⁶



An analogous reaction takes place in the reductive degradation of *allo*-cryptopine methosulfate (XI, R = CH₃) to methyltetrahydrocryptopine (XII, R = CH₃),⁸ and in the conversion of hunnemanine O-ethyl ether methosulfate (XI, R = C₂H₅) to tetrahydromethylhunnemanine O-ethyl ether (XII, R = C₂H₅).⁶²

⁶² Manske, Marion, and Ledingham, *J. Am. Chem. Soc.*, **64**, 1659 (1942).



Simultaneous Cleavage of Benzyl-Oxygen and Benzyl-Nitrogen Bonds (Table XIV). The simultaneous removal of benzyl groups attached to oxygen and to nitrogen offers nothing new in principle. Examples of these reactions are shown in Table XIV.

Cleavage of Benzyl-Sulfur Bonds

Debenzylation of benzyl thio ethers presents special problems. The sulfhydryl group in the product is likely to poison the ordinary catalysts and, hence, the usual catalytic procedures are not applicable. So-called "sulfactive" catalysts are employed in hydrogenolytic reactions,^{63, 64} but their use is not restricted to the removal of benzyl groups. Raney nickel as usually prepared contains appreciable amounts of hydrogen and will not only split thio ethers but will remove a sulfur atom, and such desulfurization is not limited to benzyl thio ethers.^{65, 66} Catalytic procedures limited to the hydrogenolysis of benzyl-sulfur linkages have not been described.

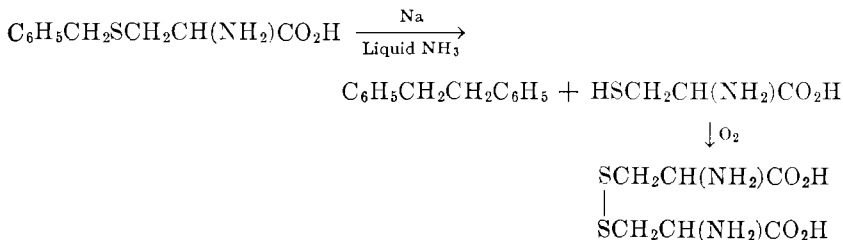
Chemical methods, however, are available for S-debenzylation. They are extensions of the chemical methods used for removing the carbobenzyloxy group described on p. 275. Sodium in liquid ammonia reacts with carbobenzyloxycysteine to remove the carbobenzyloxy group and does not affect the sulfhydryl group. In these experiments the cysteine was not isolated but was oxidized to cystine, which was isolated in almost quantitative yield. When S-benzylcysteine was treated with sodium in liquid ammonia, debenzylation took place; the debenzylated product was oxidized, and cystine was isolated in a yield of 80%. The benzyl group appears not as toluene but as bibenzyl. Similar procedures

⁶³ Signaigo, U. S. pat. 2,402,686 [*C. A.*, **40**, 5766 (1946)].

⁶⁴ Farlow, Hunt, Langkammerer, Lazier, Peppel, and Signaigo, *J. Am. Chem. Soc.*, **70**, 1392 (1948).

⁶⁵ Bougault, Cattelain, and Chabrier, *Compt. rend.*, **208**, 657 (1939).

⁶⁶ Mozingo, Wolf, Harris, and Folkers, *J. Am. Chem. Soc.*, **65**, 1013 (1943).



have been used for the preparation of homocystine,⁶⁷ dideuteromethionine and tetradeuterocystine,⁶⁸ and α -amino- β -mercaptobutyric acid.⁶⁹

EXPERIMENTAL CONDITIONS AND CATALYSTS

Various palladium catalysts are described by Mozingo;⁷⁰ palladium black is prepared according to the directions of Tausz and Putnocky;⁷¹ platinum black is described by Feulgen;⁷² platinic oxide by Adams, Voorhees, and Shriner;⁷³ Raney nickel by Covert and Adkins.⁷⁴ Workers experienced with catalytic procedures need not be reminded that there are many modifications in the methods of preparing catalysts, especially those derived from the noble metals, and that there are still some imponderables in the process.

Catalytic reductions are usually carried out in the standard apparatus,⁷⁵ and in the absence of side reactions the course of hydrogenolysis parallels the drop in pressure of hydrogen. The choice of solvents is large. The effects of higher pressures have not been assayed, but generally it may be said that with palladium and platinum no high pressures are required and room temperature is usually adequate.

EXPERIMENTAL PROCEDURES

α -Tolylglucoside from Salicin.¹⁸ In a microhydrogenation apparatus⁷⁶ is placed 0.25 g. of salicin in 25 ml. of water containing a trace of hydrochloric acid; 0.05 g. each of platinum black and palladium black are added. Absorption of hydrogen stops after one mole is taken up, in

⁶⁷ Patterson and du Vigneaud, *J. Biol. Chem.*, **111**, 393 (1935).

⁶⁸ Patterson and du Vigneaud, *J. Biol. Chem.*, **123**, 327 (1938).

⁶⁹ Carter, Stevens, and Ney, *J. Biol. Chem.*, **139**, 247 (1941).

⁷⁰ Mozingo, *Org. Syntheses*, **26**, 77 (1946).

⁷¹ Tausz and Putnocky, *Ber.*, **52**, 1576 (1919).

⁷² Feulgen, *Ber.*, **54**, 360 (1921).

⁷³ Adams, Voorhees, and Shriner, *Org. Syntheses Coll. Vol.*, **I**, 463 (1941).

⁷⁴ Covert and Adkins, *J. Am. Chem. Soc.*, **54**, 4116 (1932).

⁷⁵ Adams and Voorhees, *Org. Syntheses Coll. Vol.*, **I**, 61 (1941).

⁷⁶ Hyde and Scherp, *J. Am. Chem. Soc.*, **52**, 3359 (1930).

about 20 minutes. The catalyst is removed, and evaporation of the filtrate leaves crystalline *o*-tolylglucoside which, after recrystallization from ethyl acetate, melts at 163–164°.

1-Phenyl-2-aminobutane from Isonitrosobutyrophenone.⁷⁷ Ten grams of freshly crystallized isonitrosobutyrophenone⁷⁷ is dissolved in 100 ml. of glacial acetic acid and 0.5 g. of palladium-barium sulfate catalyst is added. Hydrogenation is carried out at room temperature until 3 moles of hydrogen is taken up. To the solution of the product, presumably the amino alcohol, is added 4 ml. of 70% perchloric acid. Hydrogenation is continued at 80–90° until a fourth mole of hydrogen is taken up. The catalyst is removed by centrifuging, the perchloric acid is precipitated as the potassium salt, and the acetic acid is removed at reduced pressure. The residue is dissolved in water, the solution made alkaline, and the liberated amine is extracted with ether. Hydrogen chloride is passed into the dried ethereal solution to precipitate 7.0 g. (67%) of 1-phenyl-2-aminobutane hydrochloride, m.p. 146°.

***p*-*n*-Propylphenol from *p*-Hydroxypropiophenone.**²⁴ Ten grams of *p*-hydroxypropiophenone is dissolved in 300 ml. of 10% sodium hydroxide solution at 90°. To the stirred warm solution is added 30 g. of Raney nickel-aluminum alloy. The mixture is stirred for an hour at 90°, the original volume being maintained by the addition of water as needed. Excessive foaming may be prevented by adding a few drops of octanol. The hot solution is filtered and the residue is washed thoroughly with water in such manner that it is always covered with liquid to prevent ignition of the nickel. The filtrate is cooled and made acid to Congo red paper with concentrated hydrochloric acid. The *n*-propylphenol is extracted with ether, the extract washed, dried, and distilled. The yield of product is 7.7 g. (78%).

***p*-Dimethylaminotoluene from *p*-Dimethylaminobenzaldehyde.**⁷⁸ In a 2-l. flask is placed a mixture of 300 ml. of dibutyl ether and 100 ml. of diethyl ether which is 1.2 *M* with respect to lithium aluminum hydride (5 equivalents per mole of aldehyde); to this is cautiously added a solution of 14.9 g. (0.1 mole) of *p*-dimethylaminobenzaldehyde in 500 ml. of ether. The mixture is heated on a steam bath until a temperature of 80° is attained and then heated under reflux for seven days, with occasional additions of small volumes of diethyl ether to offset the tendency for the temperature to rise gradually. The reaction mixture is cooled, and to it is slowly added 200 ml. of 5% sodium hydroxide solution to effect hydrolysis. The organic layer is removed, and the aqueous suspension is extracted with five 200-ml. portions of diethyl ether which

⁷⁷ Hartung, Munch, Deckert, and Crossley, *J. Am. Chem. Soc.*, **52**, 3317 (1930).

⁷⁸ D. S. Tarbell, private communication; cf. ref. 32.

are then combined with the organic layer and dried; the solvent is removed at reduced pressure and the residue fractionated in vacuum; the *p*-dimethylaminotoluene distils at 77–79°/6.5 mm. and weighs 10.5 g. (78%).

***p*-Aminodiphenylmethane from *p*-Aminobenzophenone.**⁷⁸ In a 2-l. Soxhlet flask is placed 136 ml. of 1.2 *M* lithium aluminum hydride in diethyl ether (7 equivalents per mole of ketone), diluted with 200 ml. each of benzene and dibutyl ether. The contents of the flask are heated to boiling (80°), and then a Soxhlet extraction apparatus is mounted on the flask, the thimble of the apparatus being charged with 13.8 g. (0.07 mole) of *p*-aminobenzophenone. Vigorous refluxing at 80° is maintained for one hour. The reaction mixture is cooled and carefully hydrolyzed with 200 ml. of 5% sodium hydroxide solution. The organic phase is separated, and the aqueous suspension is extracted with five 200-ml. portions of diethyl ether. The combined extracts, with the organic layer, are freed from solvents at reduced pressure. The residual viscous red oil is extracted repeatedly with hexane to yield 7.3 g. (57%) of a yellow oil which crystallizes on cooling with acetone and solid carbon dioxide. After drying, the *p*-aminodiphenylmethane melts at 34–35°.

The residue from the hexane extractions is a dark gum which, after crystallization from benzene, yields 2.1 g. (15%) of crude *p*-aminobenzhydrol, m.p. 108–112°; on repeated crystallization from water the product melts at 116–117°.

Dihydromorphine from Benzylmorphine.¹¹ Twenty-five grams of benzylmorphine hydrochloride is suspended in water and shaken in a hydrogen atmosphere with palladium-charcoal catalyst. Two moles of hydrogen is taken up. The catalyst is filtered, and from the filtrate are isolated toluene and dihydromorphine, the latter being recovered in quantitative yield by volatilizing the toluene and the water.

Toluene and Butanol from *n*-Butyl Benzyl Ether.¹⁹ In a copper liner inside a steel bomb is placed 46 g. of *n*-butyl benzyl ether and 2.5 g. of Raney nickel. Hydrogenation is carried out at 175° and 150–200 atm. After one and one-half hours 93% of the ether has been converted to toluene and butanol.

5-Phenyl-1-pentanol from 2-Phenyltetrahydropyran.³³ Nine grams (0.056 mole) of 2-phenyltetrahydropyran is dissolved in 40 ml. of acetic acid solution containing 2.5% of 60% perchloric acid; 100 mg. of palladium-charcoal catalyst (5%) is added, and the mixture is reduced in the ordinary apparatus at 3 atm. Reduction is complete in thirty-five minutes. The catalyst is removed, the filtrate is poured into 10% sodium hydroxide solution, and 5-phenyl-1-pentanol is extracted with

ether or with tetrachloroethane and distilled, b.p. 142–148°/10 mm.; yield 72%.

(+, -)-**Phenylalanylglycine from β -Phenyl- α -benzyloximinopropionylglycine.**³⁹ Four grams (0.0123 mole) of β -phenyl- α -benzyloximinopropionylglycine is dissolved in a solution of 150 ml. of water and 2.5 ml. of concentrated ammonium hydroxide. The hydrogenation is carried out at 3 atm., using 3.5 g. of palladium catalyst (10%), and requires about two hours. The catalyst is then removed, and the filtrate is evaporated to dryness at reduced pressure and over a steam bath. The residue is triturated with methanol and washed with ether. The product, which is the dihydrate, weighs 2.4 g. (87%). It may be completely dried over phosphorus pentoxide to furnish (+, -)-phenylalanylglycine, m.p. 273–275° (dec).

3-Glyceraldehyde Phosphate from Benzylcycloacetalglyceraldehyde Phosphate.⁷⁹ In an apparatus which assures an atmosphere of pure hydrogen is placed 0.6 g. of palladium catalyst and 10 ml. of acetic acid which has been distilled from chromic acid. In a special bulb is placed 1.3 g. of pure benzylcycloacetalglyceraldehyde phosphate. The apparatus is shaken to saturate the catalyst; then the special bulb is inverted to add the substrate to the reaction mixture and shaking is resumed. Hydrogenolysis is complete in thirty to forty minutes at room temperature. The hydrogen in the apparatus is replaced by air, the mixture is removed and filtered, and the filtrate is concentrated at 30° at reduced pressure. The residue is washed on the centrifuge with one 4-ml. and with two 2-ml. portions of water; the undissolved substance is unchanged starting material. The combined aqueous washings are again concentrated at 30° to a syrup; final desiccation is achieved at 0.05 mm. The product is purified by washing on the centrifuge with methanol.

Barium D-Glucose-6-phosphate from 1,2-Isopropylidene-D-glucose.^{50c} Dibenzyl chlorophosphonate, from 13.1 g. of dibenzyl phosphite, in 50 ml. of dry chloroform is added dropwise over a period of seventy-five minutes to a stirred solution of 11.0 g. of 1,2-isopropylidene-D-glucose in 100 ml. of pyridine at -10°. The mixture is allowed to warm to room temperature as stirring is continued and is then allowed to stand overnight. It is evaporated at reduced pressure, and the residual syrup is taken up in chloroform, washed with dilute sulfuric acid, then with water, and dried over anhydrous sodium sulfate; the solvent is evaporated. The residue is dissolved in ethanol, and the solution is heated to reflux for thirty minutes with 5 g. of Raney nickel to remove possible catalyst poisons. The solution is filtered and hydrogenated with a mixed catalyst, 0.5 g. of palladium oxide and 1.0 g. of palladium-charcoal

⁷⁹ Fischer and Baer, *Ber.*, **65**, 337 (1932).

(10%), until no more hydrogen is taken up. The solution is filtered to remove catalyst. The isopropylidene group is removed by acid hydrolysis. D-Glucose-6-phosphate is isolated as the barium salt, $[\alpha]_D^{30} + 11.8^\circ$. The yield is 9 g. (42%).

2-Glycerol- β -D-glucoside from 1,3-Benzylideneglycerol- β -D-glucoside.⁸⁰ Benzylideneglycerol- β -D-glucoside, 1.25 g., is dissolved in 100 ml. of absolute ethanol and shaken with 0.9 g. of palladium black in an atmosphere of hydrogen. After an hour the hydrogen uptake ceases and glycerol- β -D-glucoside precipitates. It is filtered with the catalyst, from which it may be removed by dissolving in water. Evaporation of the aqueous solution leaves 0.9 g. (97%) of crystalline 2-glycerol- β -D-glucoside, m.p. 165°.

Phenylacetic Acid from Acetylmandelic Acid.⁴³ Two grams of acetylmandelic acid is dissolved in 10 g. of tetralin, and several grams of palladium-barium sulfate is suspended in the solution. The suspension is heated to 215°, the refluxing temperature of the solvent, and hydrogen is passed through for six hours, entering at the bottom of the boiling mixture. The mixture is then cooled and the catalyst removed. The phenylacetic acid is extracted with sodium carbonate solution, from which it is recovered by acidifying with hydrochloric or sulfuric acid. Crystallization from water yields the pure acid, m.p. 76° (60%).

L-Glutamylglycine Ethyl Ester from Carbobenzyloxy-L-glutamylglycine Ethyl Ester.⁸¹ A solution of 8.2 g. of carbobenzyloxy-L-glutamylglycine ethyl ester in about 50 ml. of ethanol containing 2 ml. of glacial acetic acid is shaken with platinum black catalyst. After hydrogen absorption has ceased, the catalyst is removed and the solution evaporated; the residue is evaporated repeatedly with ethanol. The spongy mass which precipitates from ethanol on the addition of ether weighs 4.1 g. (80%). L-Glutamylglycine ethyl ester melts at 151°.

Diglycyl-L-cystine from Dicarbobenzyloxyglycyl-L-cystine.⁸² To a stirred solution of 25 g. of dicarbobenzyloxyglycyl-L-cystine in 250 ml. of liquid ammonia are added small pieces of sodium until a blue color appears. The ammonia is then allowed to volatilize spontaneously, and the residual traces of ammonia are removed by evacuating the container for several hours on the water pump. The residue is taken up in cold water, and dilute sulfuric acid is added until the solution is acid to litmus. The glycylcystine is precipitated with mercuric sulfate reagent, washed several times with water, and centrifuged. The complex is decomposed with hydrogen sulfide, and the precipitation with mercuric sulfate is

⁸⁰ Carter, *Ber.*, **63**, 1684 (1930).

⁸¹ Bergmann, Zervas, and Fruton, *J. Biol. Chem.*, **111**, 225 (1935).

⁸² Greenstein, *J. Biol. Chem.*, **128**, 241 (1939).

repeated. The final solution is made slightly alkaline with barium hydroxide solution, and the precipitated barium sulfate is removed by centrifuging. A few crystals of ferric oxide are added to the solution, and air is bubbled through it until the test with sodium nitroprusside shows the sulfhydryl group to be absent. The solution is heated with decolorizing charcoal, and the barium is precipitated quantitatively by the addition of sulfuric acid. The filtered solution is evaporated almost to dryness at reduced pressure. On addition of ethanol to the concentrate, the oxidized peptide, diglycylcystine, precipitates in gelatinous form. The mass is taken up in water and precipitated with ethanol, the process being repeated several times. After the last precipitation the mass is heated. It dissolves in the adhering ethanol and the peptide crystallizes from the hot solution in long prisms. The yield is 8.0 g. (57%), m.p. 232° (dec.), $[\alpha]_D^{24} - 108^\circ$ for 75% solution in 0.1 *N* hydrochloric acid.

Di-*n*-hexylamine from Benzyl-di-*n*-hexylamine.⁶⁰ A solution of 27.0 g. of benzyl-di-*n*-hexylamine in 30 ml. of glacial acetic acid is shaken with 0.4 g. of platinum oxide in an atmosphere of hydrogen at 70°. After six hours the reduction is complete. The catalyst is removed, the filtrate is made strongly alkaline, and the di-*n*-hexylamine is extracted with diethyl ether. The extract is dried and fractionated; the amine distills at 110°/14 mm. The yield is practically quantitative.

Dialkylamines from Benzyl-dialkylamines.⁵² The benzyl-dialkylamine, as free base or salt, is dissolved in twice its weight of glacial acetic acid, and platinum oxide catalyst, usually 1% of the weight of the amine, is added. Hydrogenation is carried out at 65–75° and 3 atm. Eight hours or less are required for reduction. The reaction mixture is diluted with methanol, the catalyst is removed by filtration, and excess hydrochloric acid is added to the filtrate which is concentrated at reduced pressure. To liberate any acetylated amine, the residue is digested on the steam bath with concentrated hydrochloric acid, 50 ml. for 0.1 mole amine, for several hours. Evaporation of the liquid leaves the amine hydrochloride, which may be purified by crystallization from an appropriate solvent; or the residue may be treated with alkali to liberate the free secondary amine, which may then be distilled.

2,3,5-Trimethylphenol from 2-Dimethylaminomethyl-3,5-dimethylphenol.⁶¹ A solution of 18 g. of 2-dimethylaminomethyl-3,5-dimethylphenol in 200 ml. of dioxane is hydrogenated in the presence of 7.5 g. of copper chromium oxide for four hours at 165° and 177 atm. The catalyst is removed and the dioxane distilled. The residue, after acidification with a small amount of hydrochloric acid, is distilled with steam to

furnish 8 g. (58%) of 2,3,5-trimethylphenol. The product, crystallized from petroleum ether, melts at 93°.

1-(3,4-Dihydroxyphenyl)-2-amino-1-butanol from α -Benzhydrylamino-3,4-dibenzyloxybutyrophenone.¹⁴ To a solution of 28.9 g. (0.1 mole) of α -benzhydrylamino-3,4-dibenzyloxybutyrophenone hydrochloride in 150 ml. of absolute methanol, 0.5 g. of palladium sponge is added. The mixture is shaken with hydrogen at 55–70° and 3 atm. until 3 moles of hydrogen is taken up. The catalyst is removed, the toluene and the diphenylmethane are extracted with ether, and the aqueous layer is decolorized with charcoal and further hydrogenated with fresh catalyst until a fourth mole of hydrogen is taken up. The catalyst is again removed and the filtrate taken to dryness under reduced pressure. The residue is dissolved in absolute ethanol and again decolorized; then acetone and dry ether are added until precipitation is complete. The product weighs 14 g. (60%) and melts at 199–200° (dec.).

Benzylhydrazine from 1,1-Dibenzylhydrazine.⁵¹ A solution of 4.1 g. of 1,1-dibenzylhydrazine in 50 ml. of absolute ethanol is hydrogenated with 400 mg. of palladium oxide. After hydrogen absorption ceases, the catalyst is removed and dry hydrogen chloride is led into the filtrate, whereupon 2.7 g. (88%) of benzylhydrazine hydrochloride precipitates. The product may be crystallized from ethanol.

Benzyltrimethylammonium Chloride from Dibenzyltrimethylammonium chloride.³ Fifteen grams of dibenzyltrimethylammonium chloride is dissolved in 50 ml. of water. Over a period of two days 50 g. of 5% sodium amalgam is added in small portions at room temperature. There is little evolution of gas, the solution becomes turbid, and after several hours an appreciable oily layer accumulates on the surface. On the second day the aqueous solution becomes clear, and the addition of more sodium now causes a vigorous evolution of gas. The liquid is decanted from mercury and extracted with ether; the aqueous layer contains a very small amount (about 0.1 g.) of the unchanged quaternary ammonium salt. From the ethereal extract the amine is removed with dilute hydrochloric acid. Concentration of the acidic extract leaves 9.0 g. of benzyltrimethylammonium chloride (91%). Toluene may be recovered from the ether layer.

D-Homocystine from S-Benzyl-D-homocystine.⁵³ A solution of 6.4 g. of S-benzyl-D-homocystine in 40 ml. of liquid ammonia is treated with a slight excess of metallic sodium. The ammonia is allowed to evaporate spontaneously, and the residue is dissolved in 60 ml. of water. One-tenth gram of hydrated ferric chloride is added, and air is passed through the solution until the test with sodium nitroprusside for free sulphydryl

⁵³ du Vigneaud and Patterson, *J. Biol. Chem.*, **109**, 97 (1935).

groups is negative. The precipitated ferric hydroxide is removed by filtration, and the clear filtrate is made neutral to litmus with dilute hydrochloric acid. Pure D-homocystine precipitates; 2.85 g. (75%); after recrystallization from water the product melts at 281–284° (dec.).

α -Amino- β -mercapto-*n*-butyric Acid from α -Amino- β -benzylmercapto-*n*-butyric Acid.⁶⁹ Fifteen grams of α -amino- β -benzylmercapto-*n*-butyric acid is dissolved in 250 ml. of liquid ammonia and treated with small pieces of metallic sodium slightly more than two equivalents being necessary to produce a permanent blue color. Enough ammonium chloride is then added to discharge the color, plus 7 g. additional. The ammonia is allowed to evaporate, the final traces being removed at reduced pressure. To the residue are added 250 ml. of ether and 5 ml. of concentrated hydrochloric acid; the mixture is stirred and heated on the steam cone for several minutes. The ether is decanted, and the residue is again extracted with ether. The subsequent operations are carried out in an atmosphere of nitrogen. The residue is extracted with three 100-ml. portions of warm absolute ethanol containing a few drops of concentrated hydrochloric acid, and the combined extracts are taken to dryness under reduced pressure. The residue is dissolved in 80 ml. of absolute ethanol, and 800 ml. of anhydrous ether is added. The solution is cooled overnight, and the precipitate removed, washed with ether, and dried, yielding 9.8 g. of α -amino- β -mercapto-*n*-butyric acid hydrochloride. This is dissolved in 300 ml. of ethanol, and 3.8 ml. of concentrated ammonium hydroxide is added; on cooling, 6.4 g. (71%) of pure amino acid is obtained, m.p. 203–204° (dec.).

TABULAR SURVEY

In the seventeen tables that follow are listed examples of the reductive cleavage of benzyl groups. As indicated earlier, it is not possible to guarantee the completeness of the tables because many examples of the reaction are subordinated to other aspects of the articles in which they appeared. The survey of the literature was carried to July 1950.

TABLE I

BENZYL ALCOHOLS

Substance Reduced	Product Isolated	Yield %	Catalyst	Solvent	Temperature °C.	Pressure atm.	Time	Reference
$C_6H_5CH_2OH$	$C_6H_5CH_3$	Quant.	Pd-charcoal	Ethanol	25	3	Rapid	16
<i>p</i> - $CH_3OC_6H_4CH_2OH$	<i>p</i> - $CH_3OC_6H_4CH_3$	Quant.	Pd-charcoal	Ethanol	25	3	Rapid	16
<i>p</i> - $CH_3OC_6H_4CH_2OH$	<i>p</i> - $CH_3OC_6H_4CH_3$	85	Copper chromium oxide	Abs. CH_3OH	185	220-240	2.5 hr.	84
3,4-(CH_2O_2) $C_6H_3CH_2OH$	3,4-(CH_2O_2) $C_6H_3CH_3$	84	Copper chromium oxide	Dioxane	280	375	2 hr.	85
<i>o</i> - $H_2NC_6H_4CH_2OH$	<i>o</i> - $H_2NC_6H_4CH_3$	53	$LiAlH_4$	(C_2H_5) $_2O$	90	—	6 d.	32
$C_6H_{11}O_5-O-C_6H_4CH_2OH$ (salicin)	$C_6H_{11}O_5-O-C_6H_4CH_3$ (<i>o</i> -tolylglucoside)	—	Colloidal Pt	—	—	—	—	17
$C_6H_{11}O_5-O-C_6H_4CH_2OH$ (salicin)	$C_6H_{11}O_5-O-C_6H_4CH_3$ (<i>o</i> -tolylglucoside)	Quant.	Pt or Pd black	H_2O	25	1	20 min.	18

Note: References 84-165 are listed on pp. 325-326.

TABLE II

 α -SUBSTITUTED BENZYL ALCOHOLS

Substance Reduced	Product Isolated	Yield %	Catalyst	Solvent	Temperature °C.	Pressure atm.	Time	Reference
$C_6H_5CHOHC_6H_5$	$C_6H_5CH_2C_6H_5$	Quant.	Pd-charcoal	Ethanol	25	3	Moderate	16
$C_8H_9CHOHCH_2OH$	$C_6H_5CH_2CH_2OH + C_6H_5CH_2CH_3$	—	Pd-charcoal	Methanol	25	3	Moderate	16
$C_6H_5CHOHCH(CH_3)NHCH_3 \cdot HCl$	$C_6H_5CH_2CH(CH_3)NHCH_3 \cdot HCl$	60-80	Pd-BaSO ₄	$CH_3CO_2H + HClO_4$	80-90	1	10 min.	27
$C_6H_5CHOHCH(C_2H_5)NH_2$	$C_6H_5CH_2CH(C_2H_5)NH_2$	60-80	Pd-BaSO ₄	$CH_3CO_2H + HBF_4$	80-90	1	0.5 hr.	27
$p-CH_3C_6H_4CHOHCH(C_2H_5)NH_2$	$p-CH_3C_6H_4CH_2CH(C_2H_5)NH_2$	60-80	Pd-BaSO ₄	$CH_3CO_2H + HClO_4$	80-90	1	—	27
$C_6H_5CHOHCH(C_2H_5)NHCH_3$	$C_6H_5CH_2CH(C_2H_5)NHCH_3$	80	Pd-BaSO ₄	$CH_3CO_2H + HClO_4$	80-90	1	—	27
$p-HOC_6H_4CHOHCH(C_2H_5)NH_2$	$p-HOC_6H_4CH_2CH(C_2H_5)NH_2$	60-80	Pd-BaSO ₄	$CH_3CO_2H + HClO_4$	80-90	1	—	27
$p-CH_3OC_6H_4CHOHCH(C_2H_5)NH_2$	$p-CH_3OC_6H_4CH_2CH(C_2H_5)NH_2$	60-80	Pd-BaSO ₄	$CH_3CO_2H + HClO_4$	80-90	1	—	27
$C_6H_5CHOHCN$	$C_6H_5CH_2CH_2NH_2$	52	Pd-charcoal	Ethanol + HCl	25	1	—	28
$3,4-(CH_3O)_2C_6H_3CHOHCN$	$3,4-(CH_3O)_2C_6H_3CH_2CH_2NH_2$	81	Pd-charcoal	Ethanol + HCl	25	1	Moderate	16
$\beta-C_{10}H_7C(OH)(CH_3)CH_2CH_2CO_2Na$	$\beta-C_{10}H_7CH(CH_3)CH_2CH_2CO_2Na$	90	Copper chromium oxide	H ₂ O	160	147	2.5 hr.	86
$p-CH_3C_6H_4C(OH)(CH_3)CH_2CH_2CO_2Na$	$p-CH_3C_6H_4CH(CH_3)CH_2CH_2CO_2Na$	90	Copper chromium oxide	H ₂ O	200	170	2 hr.	87
$C_6H_5CHOHCO_2H$	$C_6H_5CH_2CO_2H$	90	Pd black	$CH_3CO_2H + H_2SO_4$	25	3.5	3.5 hr.	88
$C_6H_5CHOHCO_2H$	$C_6H_5CH_2CO_2H$	88	Pd black	$CH_3CO_2H + HClO_4$	25	2.5	9.5 hr.	88
$C_6H_5CHOHCO_2C_2H_5$	$C_6H_5CH_2CO_2C_2H_5$	75	Pd black	$CH_3CO_2H + H_2SO_4$	25	2.5	8 hr.	88

$C_6H_5CHOHCO_2C_2H_5$	$C_6H_5CH_2CO_2C_2H_5$	90	Pd black	$CH_3CO_2H + HClO_4$	25	2.5	8 hr.	88
$C_6H_5CHORCO_2C_2H_5$	$C_6H_5CH_2CO_2C_2H_5$	88	Pd black	CH_3CO_2H	100	2.5	1.5 hr.	88
$p-C_2H_5C_6H_4CHOHCO_2C_2H_5$	$p-C_2H_5C_6H_4CH_2CO_2C_2H_5$	50	Pd black	$CH_3CO_2H + HClO_4$	25	2.5	—	88
$p-C_2H_5C_6H_4CHOHCO_2C_2H_5$	$p-C_2H_5C_6H_4CH_2CO_2C_2H_5$	77	Pd black	$CH_3CO_2H + HClO_4$	60	2.5	1.5 hr.	88
$C_6H_5CH(OCOC_2H_5)CN$	$C_6H_5CH_2CH_2NH_2$	92	Pd-charcoal	$CH_3OH + H_2SO_4$	25	2	6 min.	89
$C_6H_5CH(OCOC_2H_5)CN$	$C_6H_5CH_2CH_2NH_2$	90	Pd-charcoal	$CH_3OH + HCl$	25	2	17 min.	89
$C_6H_5CH(OCOC_2H_5)CN$	$C_6H_5CH_2CN$	53	Pd-charcoal	CH_3OH	25	2	—	89
$C_6H_5CH(OCOCH_3)CN$	$C_6H_5CH_2CH_2NH_2$	75	Pd-charcoal	$CH_3CO_2H + H_2SO_4$	25	2	—	89
$C_6H_5CH(OCOCH_3)CN$	$C_6H_5CH_2CH_2NH_2$	70	Pd-charcoal	$CH_3CO_2H + HClO_4$	25	2	—	89
$C_6H_5CH(OCOC_2H_5)CN$	$C_6H_5CH_2CN$	90	Pd black	Benzene	80	—	—	89
$p-CH_3OC_6H_4CHOHCH_2CH_2CH_3$	$p-CH_3OC_6H_4(CH_2)_3CH_3$	60	Pd-charcoal	Abs. ethanol	25	4	2.5 hr.	23
$p-CH_3OC_6H_4CHOHCH(CH_3)_2$	$p-CH_3OC_6H_4CH_2CH(CH_3)_2$	60	Pd-charcoal	Abs. ethanol	25	4	2.5 hr.	23
$C_6H_5CHOHCHOHC_6H_5$	$C_6H_5CH_2CH_2C_6H_5$	Quant.	Pd-charcoal	Abs. ethanol	25	4	2 hr.	23
$C_6H_5CHOH(CH_2)_3C_6H_5$	$C_6H_5(CH_2)_4C_6H_5$	80	Pd-charcoal	Abs. ethanol	25	4	1.5 hr.	23
$C_6H_5CHOHCH(CH_3)C_6H_5$	$C_6H_5CH_2CH(CH_3)C_6H_5$	75	Pd-charcoal	Abs. ethanol	25	4	1.5 hr.	23

Note: References 84-165 are listed on pp. 325-326.

TABLE III
 BENZALDEHYDES

Substance Reduced	Product Isolated	Yield %	Catalyst	Solvent	Temperature °C.	Pressure atm.	Time	Reference
<i>o</i> -HOC ₆ H ₄ CHO	<i>o</i> -HOC ₆ H ₄ CH ₃	86	Copper chromium oxide	Abs. CH ₃ OH	135	230	2.3 hr.	84
<i>p</i> -HOC ₆ H ₄ CHO	<i>p</i> -HOC ₆ H ₄ CH ₃	73	Copper chromium oxide	Abs. CH ₃ OH	125	230	1.5 hr.	84
<i>m</i> -HOC ₆ H ₄ CHO	<i>m</i> -HOC ₆ H ₄ CH ₃	4	Copper chromium oxide	Abs. CH ₃ OH	125	230	2 hr.	84
<i>p</i> -(CH ₃) ₂ NC ₆ H ₄ CHO	<i>p</i> -(CH ₃) ₂ NC ₆ H ₄ CH ₃	78	LiAlH ₄	(C ₂ H ₅) ₂ O	80	—	7 d.	32
<i>p</i> -CH ₃ OC ₆ H ₄ CHO	<i>p</i> -CH ₃ OC ₆ H ₄ CH ₃	80	Pd-charcoal	Abs. ethanol	25	4	15 min.	23
3,4-(CH ₂ O ₂)C ₆ H ₃ CHO	3,4-(CH ₂ O ₂)C ₆ H ₃ CH ₃	80	Pd-charcoal	Abs. ethanol	25	4	15 min.	23
3,4-(C ₂ H ₅ O) ₂ C ₆ H ₃ CHO	3,4-(C ₂ H ₅ O) ₂ C ₆ H ₃ CH ₃	Quant.	Pd-charcoal	Abs. ethanol	25	4	10 min.	22

Note: References 84-165 are listed on pp. 325-326.

 TABLE IV
 KETONES

Substance Reduced	Product Isolated	Yield %	Catalyst	Solvent	Temperature °C.	Pressure atm.	Time	Reference
3,4-(HO) ₂ C ₆ H ₃ COCH ₃	3,4-(HO) ₂ C ₆ H ₃ CH ₂ CH ₃	92	Pd-charcoal	Ethanol	25	3	Slow	16
<i>p</i> -CH ₃ OC ₆ H ₄ COCH ₃	<i>p</i> -CH ₃ OC ₆ H ₄ CH ₂ CH ₃	Quant.	Pd-charcoal	Ethanol	25	3	"	16
C ₆ H ₅ COC ₂ H ₅	C ₆ H ₅ CH ₂ C ₂ H ₅	Quant.	Pd-charcoal	Ethanol	25	1	45-90 min.	20
<i>p</i> -CH ₃ OC ₆ H ₄ COC ₂ H ₅	<i>p</i> -CH ₃ OC ₆ H ₄ CH ₂ C ₂ H ₅	Quant.	Pd-charcoal	Ethanol	25	1	45-90 min.	20
<i>o</i> -CH ₃ OC ₆ H ₄ COC ₂ H ₅	<i>o</i> -CH ₃ OC ₆ H ₄ CH ₂ C ₂ H ₅	—	Pd-charcoal	Ethanol	25	1	—	22

$m\text{-CH}_3\text{OC}_6\text{H}_4\text{COC}_2\text{H}_5$	$m\text{-CH}_3\text{OC}_6\text{H}_4\text{CH}_2\text{C}_2\text{H}_5$	—	Pd-charcoal	Ethanol	25	1	—	22
$m\text{-HOC}_6\text{H}_4\text{COC}_2\text{H}_5$	$m\text{-HOC}_6\text{H}_4\text{CH}_2\text{C}_2\text{H}_5$	Quant.	Pd-charcoal	Ethanol	25	1	45-90 min.	20
$p\text{-HOC}_6\text{H}_4\text{COC}_2\text{H}_5$	$p\text{-HOC}_6\text{H}_4\text{CH}_2\text{C}_2\text{H}_5$	Quant.	Pd-charcoal	Ethanol	25	1	45-90 min.	20
$3,4\text{-(HO)}_2\text{C}_6\text{H}_3\text{COC}_2\text{H}_5$	$3,4\text{-(HO)}_2\text{C}_6\text{H}_3\text{CH}_2\text{C}_2\text{H}_5$	Quant.	Pd-charcoal	Ethanol	25	1	45-90 min.	20
$\text{C}_6\text{H}_5\text{COCH}(\text{CH}_3)_2$	$\text{C}_6\text{H}_5\text{CHOHCH}(\text{CH}_3)_2 + \text{C}_6\text{H}_5\text{CH}_2\text{CH}(\text{CH}_3)_2$	—	Pd-charcoal	Ethanol	25	3	†	16
$3,4\text{-(HO)}_2\text{C}_6\text{H}_3\text{COCH}_2\text{CH}_2\text{CH}_3$	$3,4\text{-(HO)}_2\text{C}_6\text{H}_3\text{CH}_2\text{CH}_2\text{CH}_2\text{CH}_3$	75	Pd-charcoal	Ethanol	25	1	—	90
$3,4\text{-(HO)}_2\text{C}_6\text{H}_3\text{COCH}_2\text{CH}(\text{CH}_3)_2$	$3,4\text{-(HO)}_2\text{C}_6\text{H}_3\text{CH}_2\text{CH}_2\text{CH}(\text{CH}_3)_2$	70	Pd-charcoal	Ethanol	25	1	—	90
$3,4\text{-(HO)}_2\text{C}_6\text{H}_3\text{COCH}_2\text{CH}_2\text{CH}_2\text{CH}_3$	$3,4\text{-(HO)}_2\text{C}_6\text{H}_3\text{CH}_2\text{CH}_2\text{CH}_2\text{CH}_2\text{CH}_3$	86	Pd-charcoal	Ethanol	25	1	—	90
$3,4\text{-(HO)}_2\text{C}_6\text{H}_3\text{COCH}_2\text{CH}_2\text{CH}_2\text{CH}_2\text{CH}_3$	$3,4\text{-(HO)}_2\text{C}_6\text{H}_3\text{CH}_2\text{CH}_2\text{CH}_2\text{CH}_2\text{CH}_2\text{CH}_3$	67-73	Pd-charcoal	Ethanol	25	1	—	90
$3,4\text{-(HO)}_2\text{C}_6\text{H}_3\text{COCH}_2\text{CH}_2\text{CH}(\text{CH}_3)_2$	$3,4\text{-(HO)}_2\text{C}_6\text{H}_3\text{CH}_2\text{CH}_2\text{CH}_2\text{CH}(\text{CH}_3)_2$	84	Pd-charcoal	Ethanol	25	1	—	90
$3,4\text{-(HO)}_2\text{C}_6\text{H}_3\text{COCH}_2\text{CH}_2\text{CH}_2\text{CH}_2\text{CH}_2\text{CH}_3$	$3,4\text{-(HO)}_2\text{C}_6\text{H}_3\text{CH}_2\text{CH}_2\text{CH}_2\text{CH}_2\text{CH}_2\text{CH}_2\text{CH}_3$	71	Pd-charcoal	Ethanol	25	1	—	90
$3,4\text{-(HO)}_2\text{C}_6\text{H}_3\text{COCH}_2\text{CH}_2\text{CH}_2\text{CH}_2\text{CH}_2\text{CH}_2\text{CH}_3$	$3,4\text{-(HO)}_2\text{C}_6\text{H}_3\text{CH}_2\text{CH}_2\text{CH}_2\text{CH}_2\text{CH}_2\text{CH}_2\text{CH}_2\text{CH}_3$	71	Pd-charcoal	Ethanol	25	1	—	90
$\text{C}_6\text{H}_5\text{COCH}_2\text{CO}_2\text{C}_2\text{H}_5$	$\text{C}_6\text{H}_5\text{CH}_2\text{CH}_2\text{CO}_2\text{C}_2\text{H}_5$	—	Pd-BaSO ₄	CH ₃ CO ₂ H	25	1	—	27
$\text{C}_6\text{H}_5\text{COC}_6\text{H}_5$	$\text{C}_6\text{H}_5\text{CH}_2\text{C}_6\text{H}_5$	85	Pd-charcoal	CH ₃ OH	25	3	Moderate	16
$\text{C}_6\text{H}_5\text{COCH}_2\text{C}_6\text{H}_5$	$\text{C}_6\text{H}_5\text{CH}_2\text{CH}_2\text{C}_6\text{H}_5$	Quant.	Pd-charcoal	CH ₃ OH	25	3	†	16
$(\text{C}_6\text{H}_5)_2\text{CHCOC}_6\text{H}_5$	$(\text{C}_6\text{H}_5)_2\text{CHCH}_2\text{C}_6\text{H}_5$	Quant.	Pd-charcoal	Ethanol	25	3	Moderate	16
$p\text{-C}_6\text{H}_3\text{C}_6\text{H}_4\text{COC}_6\text{H}_5$	$p\text{-C}_6\text{H}_3\text{C}_6\text{H}_4\text{CH}_2\text{C}_6\text{H}_5$	Quant.	Pd-charcoal	Ethanol + ethyl acetate	—	3	Slow	16
$\alpha\text{-C}_{10}\text{H}_7\text{COC}_6\text{H}_5$	$\alpha\text{-C}_{10}\text{H}_7\text{CH}_2\text{C}_6\text{H}_5$	Quant.	Pd-charcoal	Ethanol	25	3	Moderate	16
Fluorenone	Fluorene	95	Pd-charcoal	Ethanol	25	3	Moderate	16
$p\text{-CH}_3\text{OC}_6\text{H}_4\text{COCHOCH}_2\text{C}_6\text{H}_4\text{OCH}_3\text{-}p$	$p\text{-CH}_3\text{OC}_6\text{H}_4\text{CH}_2\text{CH}_2\text{C}_6\text{H}_4\text{OCH}_3\text{-}p$	Quant.	Pd-charcoal	Ethanol	25	3	Moderate	16
$3,4\text{-(CH}_2\text{O)}_2\text{C}_6\text{H}_3\text{COCOC}_6\text{H}_3(\text{O}_2\text{CH}_2)\text{-}3,4$	$3,4\text{-(CH}_2\text{O)}_2\text{C}_6\text{H}_3\text{CH}_2\text{CH}_2\text{C}_6\text{H}_3(\text{O}_2\text{CH}_2)\text{-}3,4$	Quant.	Pd-charcoal	Ethanol + ethyl acetate	25	3	†	16
$\text{C}_6\text{H}_5\text{COCH}(\text{C}_3\text{H}_7\text{-}n)\text{NHCH}_3$	$\text{C}_6\text{H}_5\text{CH}_2\text{CH}(\text{C}_3\text{H}_7\text{-}n)\text{NHCH}_3$	—	Pd-BaSO ₄	CH ₃ CO ₂ H + HClO ₄	—	—	—	27
$\text{C}_6\text{H}_5\text{COC}(\text{C}_2\text{H}_5)=\text{NOH}$	$\text{C}_6\text{H}_5\text{CH}_2\text{CH}(\text{C}_2\text{H}_5)\text{NH}_2$	67	Pd-BaSO ₄	CH ₃ CO ₂ H + HClO ₄	—	—	3 hr.	27
$\text{C}_6\text{H}_5\text{COC}(\text{C}_3\text{H}_7\text{-}n)=\text{NOH}$	$\text{C}_6\text{H}_5\text{CH}_2\text{CH}(\text{C}_3\text{H}_7\text{-}n)\text{NH}_2$	56	Pd-BaSO ₄	CH ₃ CO ₂ H + HClO ₄	—	—	—	27
$p\text{-CH}_3\text{C}_6\text{H}_4\text{COC}(\text{C}_2\text{H}_5)=\text{NOH}$	$p\text{-CH}_3\text{C}_6\text{H}_4\text{CH}_2\text{CH}(\text{C}_2\text{H}_5)\text{NH}_2$	60	Pd-BaSO ₄	CH ₃ CO ₂ H + HClO ₄	—	—	—	27
$p\text{-CH}_3\text{OC}_6\text{H}_4\text{COC}(\text{C}_2\text{H}_5)=\text{NOH}$	$p\text{-CH}_3\text{OC}_6\text{H}_4\text{CH}_2\text{CH}(\text{C}_2\text{H}_5)\text{NH}_2$	56	Pd-BaSO ₄	CH ₃ CO ₂ H + HClO ₄	—	—	—	27
$p\text{-HOC}_6\text{H}_4\text{COC}(\text{C}_2\text{H}_5)=\text{NOH}$	$p\text{-HOC}_6\text{H}_4\text{CH}_2\text{CH}(\text{C}_2\text{H}_5)\text{NH}_2$	77	Pd-BaSO ₄	CH ₃ CO ₂ H + HClO ₄	—	—	—	27
$\alpha\text{-C}_{10}\text{H}_7\text{COC}(\text{CH}_3)=\text{NOH}$	$\alpha\text{-C}_{10}\text{H}_7\text{CH}_2\text{CH}(\text{CH}_3)\text{NH}_2$	35	Pd-BaSO ₄	CH ₃ CO ₂ H + HClO ₄	—	—	—	27

Note: References 84-165 are listed on pp. 325-326.

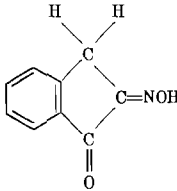
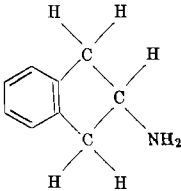
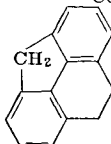
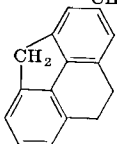
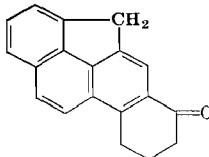
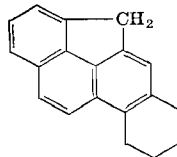
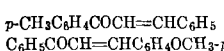
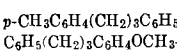
* Reduction to the carbinol was rapid; reduction of the carbinol was slow.

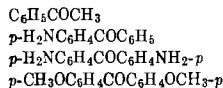
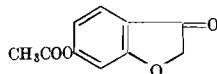
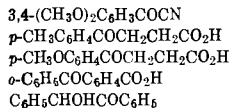
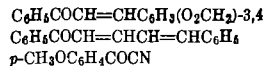
† Reduction to the carbinol was rapid; reduction of the carbinol was slow and incomplete.

‡ The reduction was rapid until half completed, then slow.

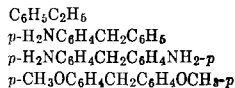
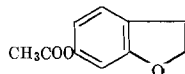
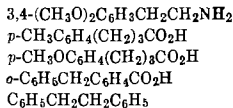
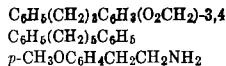
TABLE IV—Continued

KETONES

Substance Reduced	Product Isolated	Yield %	Catalyst	Solvent	Temperature °C.	Pressure atm.	Time	Reference
 $\text{C}_6\text{H}_5\text{C(=O)CH=N-OH}$	 $\text{C}_6\text{H}_5\text{C(=O)CH=N-NH}_2$	90	Pd-BaSO ₄	CH ₃ CO ₂ H + HClO ₄	—	—	—	27
 $\text{C}_{10}\text{H}_7\text{COCH}_2\text{CH}_2\text{CO}_2\text{Na}$	 $\text{C}_{10}\text{H}_7\text{CH}_2\text{CH}_2\text{CH}_2\text{CO}_2\text{Na}$	66	Copper chromium oxide	NaOH + H ₂ O	200	—	5-10 hr.	91
 $\alpha\text{-C}_{10}\text{H}_7\text{COCH}(\text{CH}_3)\text{CH}(\text{CH}_3)\text{CO}_2\text{Na}$	 $\alpha\text{-C}_{10}\text{H}_7\text{CH}_2\text{CH}(\text{CH}_3)\text{CH}(\text{CH}_3)\text{CO}_2\text{Na}$	81	Copper chromium oxide	H ₂ O	140	130	5-10 hr.	92
 $\text{C}_6\text{H}_5\text{COCH}=\text{CHC}_6\text{H}_5$	 $\text{C}_6\text{H}_5(\text{CH}_2)_3\text{C}_6\text{H}_5$	Quant.	Pd-charcoal	Abs. ethanol	25	4	1 hr.	23
$p\text{-CH}_3\text{C}_6\text{H}_4\text{COCH}=\text{CHC}_6\text{H}_5$	$p\text{-CH}_3\text{C}_6\text{H}_4(\text{CH}_2)_3\text{C}_6\text{H}_5$	Quant.	Pd-charcoal	Abs. ethanol	25	4	1 hr.	23
$\text{C}_6\text{H}_5\text{COCH}=\text{CHC}_6\text{H}_4\text{OCH}_3\text{-}p$	$\text{C}_6\text{H}_5(\text{CH}_2)_3\text{C}_6\text{H}_4\text{OCH}_3\text{-}p$	Quant.	Pd-charcoal	Abs. ethanol	25	4	1 hr.	23



Note: References 84-165 are listed on pp. 325-326.



60	Pd-charcoal	Abs. ethanol	25	4	1 hr.	23
80	Pd-charcoal	Abs. ethanol	25	4	1.5 hr.	23
78	Pd black	$\text{CH}_3\text{CO}_2\text{H} + \text{H}_2\text{SO}_4$	60	3.5	3.5 hr.	93
72	Pd black	$\text{CH}_3\text{CO}_2\text{H} + \text{H}_2\text{SO}_4$	60	3.5	3 hr.	93
79	Pd-charcoal	$\text{CH}_3\text{CO}_2\text{H}$	65	2.6	25 min.	94
75	Pd-charcoal	$\text{CH}_3\text{CO}_2\text{H}$	65	2.6	40 min.	94
95	Pd-charcoal	$\text{CH}_3\text{CO}_2\text{H}$	65	2.6	1.25 hr.	94
74	Pd-charcoal	$\text{CH}_3\text{CO}_2\text{H}$	65	2.6	8 hr.	94
94	Pd-charcoal	$\text{CH}_3\text{CO}_2\text{H}$	65	—	—	95
—	Pd Black-S	CH_3OH	25	2.5	1 hr.	21
57	LiAlH_4	$(\text{C}_2\text{H}_5)_2\text{O}$	80	—	1 hr.	32
32	LiAlH_4	$(\text{C}_2\text{H}_5)_2\text{O}$	60	—	3 d.	32
46	LiAlH_4	$(\text{C}_2\text{H}_5)_2\text{O}$	90	—	11 d.	32

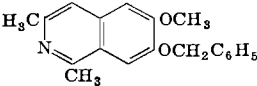
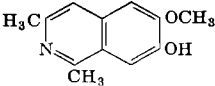
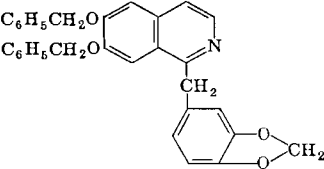
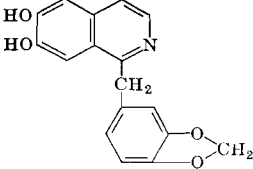
TABLE V
BENZYL ETHERS

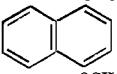
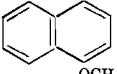




Substance Reduced	Product Isolated	Yield %	Catalyst	Solvent	Temperature °C.	Pressure atm.	Time	Reference
$\text{C}_6\text{H}_5\text{CH}_2\text{OCH}_3$	CH_3OH	64	Raney Ni	—	160	150-250	30 min.	19
$\text{C}_6\text{H}_5\text{CH}_2\text{OC}_2\text{H}_5$	$\text{C}_6\text{H}_5\text{CH}_3 + \text{C}_2\text{H}_5\text{OH}$	—	H_2PtCl_6	—	—	—	—	7
$\text{C}_6\text{H}_5\text{CH}_2\text{O}(\text{CH}_2)_3\text{CH}_3$	$n\text{-C}_4\text{H}_9\text{OH}$	92	Raney Ni	None	175	150-200	1.5 hr.	19
$\text{C}_6\text{H}_5\text{CH}_2\text{OCH}(\text{CH}_3)\text{C}_2\text{H}_5$	$\text{C}_2\text{H}_5\text{CH}(\text{CH}_3)\text{OH}$	80	Raney Ni	—	125	150-250	30 min.	19
$\text{C}_6\text{H}_5\text{CH}_2\text{O}(\text{CH}_2)_4\text{CH}_3$	$\text{CH}_3\text{CH}_2\text{CH}_2\text{CH}_2\text{CH}_2\text{OH}$	Quant.	Pd-charcoal	Ethanol	25	—	—	12
$\text{C}_6\text{H}_5\text{CH}_2\text{OC}_{12}\text{H}_{25}\text{-}n$	$n\text{-C}_{12}\text{H}_{25}\text{OH}$	72	Raney Ni	—	160	150-250	1.5 hr.	19
$\text{C}_6\text{H}_5\text{CH}_2\text{O}(\text{CH}_2)_3\text{C}_6\text{H}_5$	$\text{C}_6\text{H}_5(\text{CH}_2)_3\text{OH}$	71	Raney Ni	—	100	150-200	30 min.	19
$\text{C}_6\text{H}_5\text{CH}_2\text{O}(\text{CH}_2)_3\text{OH}$	$\text{HO}(\text{CH}_2)_3\text{OH}$	13	Raney Ni	—	175	150-250	7 hr.	19

Note: References 84-165 are listed on pp. 325-326.

TABLE V—Continued

BENZYL ETHERS

Substance Reduced	Product Isolated	Yield %	Catalyst	Solvent	Temperature °C.	Pressure atm.	Time	Reference
$C_6H_5CH_2OCH_2CH_2OC_2H_5$	$C_2H_5OCH_2CH_2OH$	64	Raney Ni	—	175	150–250	4 hr.	19
$C_6H_5CH_2OCH_2CH_2OC_6H_5$	$C_6H_5OCH_2CH_2OH + C_6H_{11}OH$	37	Raney Ni	—	150	150–250	1.3 hr.	19
$2,3-(CH_3O)_2C_6H_3CH=CH(CH_2)_5OCH_2C_6H_5$	$2,3-(CH_3O)_2C_6H_3(CH_2)_7OH$	97	Pd black	CH_3CO_2H	25	2–3	5 hr.	36
$C_6H_5CH_2OC_6H_5$	C_6H_5OH	Quant.	Pd-charcoal	CH_3CO_2H	25	1	—	11
$C_6H_5CH_2OC_6H_5$	$C_6H_5OH + C_6H_{11}OH$	Quant.	Raney Ni	—	100	150–250	24 min.	19
$o-CH_3OC_6H_4OCH_2C_6H_5$	$o-CH_3OC_6H_4OH$	Quant.	Pd-charcoal	—	25	1	—	11
$o-CH_3C_6H_4OCH_2C_6H_5$	$o-CH_3C_6H_4OH$	85	Raney Ni	—	125	150–250	1 hr.	19
$m-CH_3C_6H_4OCH_2C_6H_5$	$m-CH_3C_6H_4OH + m-CH_3C_6H_{10}OH$	74	Raney Ni	—	150	150–250	66 min.	19
$p-CH_3C_6H_4OCH_2C_6H_5$	$p-CH_3C_6H_4OH + p-CH_3C_6H_{10}OH$	86	Raney Ni	—	150	150–250	1 hr.	19
$o-CH_3O_2CC_6H_4OCH_2C_6H_5$	$o-CH_3O_2CC_6H_4OH$	77	Raney Ni	—	150	150–250	24 min.	19
$C_6H_5CH_2OC_6H_{11}O_5$	$C_6H_{12}O_6$ (glucose)	—	Pd	—	25	1	—	18
$C_6H_5CH_2OC_6H_{11}O_5$	$C_6H_{12}O_6$ (glucose) + $C_6H_{11}O_6OCH_2C_6H_{11}$ *	—	Pt	—	25	1	—	18
$C_6H_5CH_2OC_6H_{11}O_5$	$C_6H_{12}O_6$ (glucose)	75	Pt black	Dil. HCl	25	1	90 min.	18
$C_6H_5CH_2OC_6H_{11}O_5$	$C_6H_{12}O_6$ (glucose)	99	Pd black	H_2O	25	1	3 hr.	18
		80	Pd-charcoal	Ethanol + toluene	25	1	—	34
		—	—	—	—	—	—	35
$C_6H_5CH_2OC_{17}H_{15}O_2N$ (benzylmorphine)	$C_{17}H_{21}O_2N$ (dihydromorphine)	Quant.	Pd-charcoal	H_2O	25	1	—	11
$p-C_6H_4CH_2OC_6H_4COCH_2N(CH_3)COC_6H_5$	$p-HOC_6H_4COCH_2N(CH_3)COC_6H_5$	—	Pd	—	—	—	—	96

 <p>CHOHCH₂N(C₃H_{7-n})₂ OCH₂C₆H₅</p>	Dihydronaphthalene derivative; no debenzylation	—	PtO ₂	—	—	—	—	—	97
 <p>CHOHCH₂N(C₄H_{9-n})₂ OCH₂C₆H₅</p>	Dihydronaphthalene derivative; no debenzylation	—	PtO ₂	—	25	2.5	—	—	97
<p>3-CH₃O-4-C₆H₅CH₂OC₆H₃CHOHCH(NH₂)CH₃ 3,4-(C₆H₅CH₂O)₂C₆H₃CHOHCH(NH₂)CH₃</p>	<p>3-CH₃O-4-HOC₆H₅CHOHCH(NH₂)CH₃ 3,4-(HO)₂C₆H₃CHOHCH(NH₂)CH₃</p>	96	Pd-charcoal	Abs. CH ₃ OH	25	1	10 min.	34	—
<p>BaO₃POH₂C—CH—CH—OCH₂C₆H₅  C₆H₅CH₂O—CH—CH—CH₂OPO₃Ba</p>	<p>CHO 2CHOH CH₂OPO₃H₂ CH₂OCH₃</p>	—	Pd	70% CH ₃ CO ₂ H	25	1	—	—	79
<p>CH₃OH₂C—CH—CH—OCH₂C₆H₅  C₆H₅CH₂O—CH—CH—CH₂OCH₃</p>	<p>CHO 2CHOH CH₂OCH₃</p>	65	Pd	CH ₃ CO ₂ H	25	1	9 min.	—	99
<p>C₆H₁₁O₅OC₅H₁₃O₃ (aucubin) Diacetonebenzylglucose</p>	<p>C₆H₁₂O₆+C₉H₁₈O₂ (tetrahydrodesoxyaucubigenin) Diacetoneglucose</p>	—	Colloidal Pt	—	—	—	—	—	17
<p>Diacetonebenzylglucose</p>	<p>Monoacetoneglucose</p>	Good	Na + ethanol	Ethanol	—	—	—	—	100
<p>Diacetonebenzylglucose</p>	<p>Monoacetoneglucose</p>	—	Pt	CH ₃ CO ₂ H †	—	—	—	—	100
<p>CH₃CO₂CH₂CH[CH(OCOCH₃)]₃CHOCH  CH₂OCH₂C₆H₅</p>	<p>CH₃CO₂CH₂CH[CH(OCOCH₃)]₃CHOCH  CH₂OH ‡</p>	Quant.	Pt	Ethanol	25	1	—	—	80
<p>p-CH₃OC₆H₄CH₂OCH₂C₆H₅</p>	<p>p-CH₃OC₆H₄CH₃</p>	Quant.	Pd-charcoal	Ethanol	25	3	Rapid	—	16
<p>C₆H₅CH₂OC₁₀H₇-β (C₆H₅)₃COCH₂(CHOCOCH₃)₄CH₂OC(C₆H₅)₃</p>	<p>Hydrogenated β-naphthols CH₂OH(CHOCOCH₃)₄CH₂OH</p>	60	Raney Ni	—	125	150-250	30 min.	—	19
<p>60</p>	<p>60</p>	60	Pt black	CH ₃ CO ₂ H	40-50	—	20 hr.	—	15

Note: References 84-165 are listed on pp. 325-326.

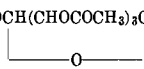
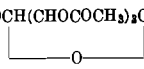
* Hydrogenolysis and hydrogenation of the aromatic nucleus are competing reactions. Hydrogenation may follow hydrogenolysis, but not vice versa.

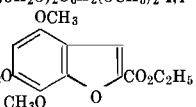
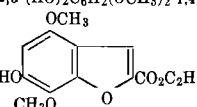
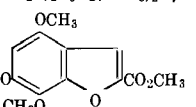
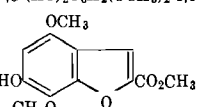
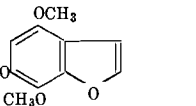
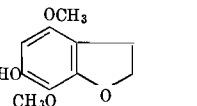
† In ethanol no cleavage occurred, and more highly hydrogenated products were formed.

‡ When this product was hydrogenated in ethanol for one hour with Pd black, β-glyceroglucoside was formed.

TABLE V—Continued

BENZYL ETHERS

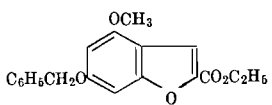
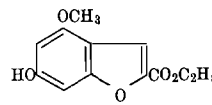
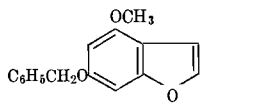
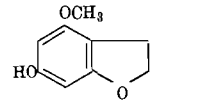
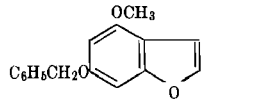
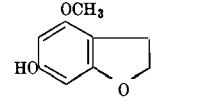
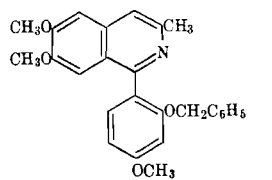
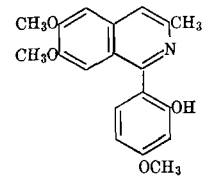
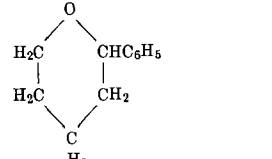
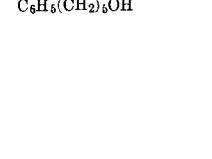
Substance Reduced	Product Isolated	Yield %	Catalyst	Solvent	Temperature °C.	Pressure atm.	Time	Reference
$\text{CH}_3\text{OCH}(\text{CHOCOCCH}_3)_3\text{CHCH}_2\text{OC}(\text{C}_6\text{H}_5)_3$ 	$\text{CH}_3\text{OCH}(\text{CHOCOCCH}_3)_3\text{CHCH}_2\text{OH}$ 	—	Pt black	$\text{CH}_3\text{CO}_2\text{H}$	40–50	—	32 hr.	15
$\begin{array}{c} \text{CH}_2\text{OC}(\text{C}_6\text{H}_5)_3 \\ \\ \text{CHOCOC}_{17}\text{H}_{35} \\ \\ \text{CH}_2\text{OCOC}_{17}\text{H}_{35} \end{array}$	$\begin{array}{c} \text{CH}_2\text{OH} \\ \\ \text{CHOCOC}_{17}\text{H}_{35} \\ \\ \text{CH}_2\text{OCOC}_{17}\text{H}_{35} \end{array}$	92	Pd-charcoal	Abs. ethanol	40–50	—	2–3 hr.	101
$\begin{array}{c} \text{CH}_2\text{OC}(\text{C}_6\text{H}_5)_3 \\ \\ \text{CHOCOC}_6\text{H}_5 \\ \\ \text{CH}_2\text{OCOC}_6\text{H}_5 \end{array}$	$\begin{array}{c} \text{CH}_2\text{OH} \\ \\ \text{CHOCOC}_6\text{H}_5 \\ \\ \text{CH}_2\text{OCOC}_6\text{H}_5 \end{array}$	83	Pd-charcoal	Abs. ethanol	40–50	—	2–3 hr.	101
$\begin{array}{c} \text{CH}_2\text{OC}(\text{C}_6\text{H}_5)_3 \\ \\ \text{CHOCOC}_{16}\text{H}_{31} \\ \\ \text{CH}_2\text{OCOC}_{17}\text{H}_{35} \end{array}$	$\begin{array}{c} \text{CH}_2\text{OH} \\ \\ \text{CHOCOC}_{16}\text{H}_{31} \\ \\ \text{CH}_2\text{OCOC}_{17}\text{H}_{35} \end{array}$	91	Pd-charcoal	Abs. ethanol	40–50	—	2–3 hr.	101
$\begin{array}{c} \text{CH}_2\text{OC}(\text{C}_6\text{H}_5)_3 \\ \\ \text{CHOCOC}_{17}\text{H}_{35} \\ \\ \text{CH}_2\text{OCOC}_{15}\text{H}_{31} \end{array}$	$\begin{array}{c} \text{CH}_2\text{OH} \\ \\ \text{CHOCOC}_{17}\text{H}_{35} \\ \\ \text{CH}_2\text{OCOC}_{15}\text{H}_{31} \end{array}$	93	Pd-charcoal	Abs. ethanol	40–50	—	2–3 hr.	101
$\begin{array}{c} \text{CH}_2\text{OC}(\text{C}_6\text{H}_5)_3 \\ \\ \text{CHOCOC}_6\text{H}_5 \\ \\ \text{CH}_2\text{OCOC}_{17}\text{H}_{35} \end{array}$	$\begin{array}{c} \text{CH}_2\text{OH} \\ \\ \text{CHOCOC}_6\text{H}_5 \\ \\ \text{CH}_2\text{OCOC}_{17}\text{H}_{35} \end{array}$	87	Pd-charcoal	Abs. ethanol	40–50	—	2–3 hr.	101
$\begin{array}{c} \text{CH}_2\text{OC}(\text{C}_6\text{H}_5)_3 \\ \\ \text{CHOCOC}_{17}\text{H}_{35} \\ \\ \text{CH}_2\text{OCOC}_6\text{H}_5 \end{array}$	$\begin{array}{c} \text{CH}_2\text{OH} \\ \\ \text{CHOCOC}_{17}\text{H}_{35} \\ \\ \text{CH}_2\text{OCOC}_6\text{H}_5 \end{array}$	83	Pd-charcoal	Abs. ethanol	40–50	—	2–3 hr.	101

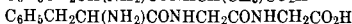
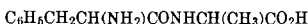
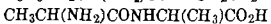
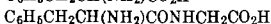
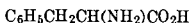
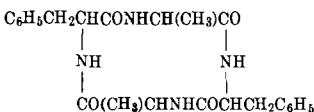
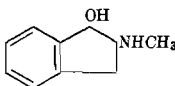
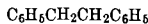
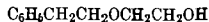
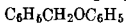
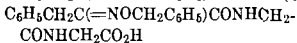
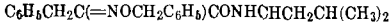
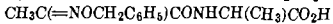
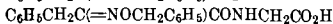
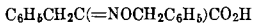
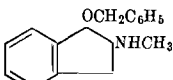
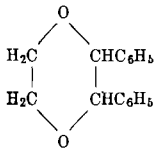
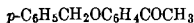
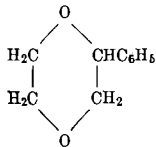
$\text{CH}_3(\text{CH}_2)_{10}\text{CO}_2\text{CH}_2\text{CH}_2\text{OC}(\text{C}_6\text{H}_5)_3$	$\text{CH}_3(\text{CH}_2)_{10}\text{CO}_2\text{CH}_2\text{CH}_2\text{OH}$	88	Pd-charcoal	Ethanol	25	—	3 hr.	102
$\text{CH}_3(\text{CH}_2)_{11}\text{CO}_2\text{CH}_2\text{CH}_2\text{OC}(\text{C}_6\text{H}_5)_3$	$\text{CH}_3(\text{CH}_2)_{11}\text{CO}_2\text{CH}_2\text{CH}_2\text{OH}$	84	Pd-charcoal	Ethanol	25	—	3 hr.	102
$\text{CH}_3(\text{CH}_2)_{16}\text{CO}_2\text{CH}_2\text{CH}_2\text{OC}(\text{C}_6\text{H}_5)_3$	$\text{CH}_3(\text{CH}_2)_{16}\text{CO}_2\text{CH}_2\text{CH}_2\text{OH}$	94	Pd-charcoal	Ethanol	50	—	5 hr.	102
$\text{C}_6\text{H}_5\text{C}_2\text{CH}_2\text{CH}_2\text{OC}(\text{C}_6\text{H}_5)_3$	$\text{C}_6\text{H}_5\text{CO}_2\text{CH}_2\text{CH}_2\text{OH}$	87	Pd-charcoal	Ethanol	25	—	4 hr.	102
$p\text{-O}_2\text{NC}_6\text{H}_4\text{CO}_2\text{CH}_2\text{CH}_2\text{OC}(\text{C}_6\text{H}_5)_3$	$p\text{-H}_2\text{NC}_6\text{H}_4\text{CO}_2\text{CH}_2\text{CH}_2\text{OH}$	85	Pd-charcoal	Ethanol	50	—	2 hr.	102
$p\text{-C}_6\text{H}_5\text{CH}_2\text{OC}_6\text{H}_4\text{CO}_2\text{C}_6\text{H}_4\text{CO}_2\text{CH}_2\text{C}_6\text{H}_5\text{-}p$	$p\text{-HOC}_6\text{H}_4\text{CO}_2\text{C}_6\text{H}_4\text{CO}_2\text{H-}p$	90	Pd sponge	Dioxane	50	2.6	1 hr.	103
$p\text{-C}_6\text{H}_5\text{CH}_2\text{OC}_6\text{H}_4\text{CO}_2\text{C}_6\text{H}_4\text{CO}_2\text{CH}_2\text{C}_6\text{H}_5\text{-}m$	$p\text{-HOC}_6\text{H}_4\text{CO}_2\text{C}_6\text{H}_4\text{CO}_2\text{H-}m$	90	Pd sponge	Dioxane	50	2.6	1 hr.	103
$p\text{-C}_6\text{H}_5\text{CH}_2\text{OC}_6\text{H}_4\text{CO}_2\text{C}_6\text{H}_4\text{CO}_2\text{CH}_2\text{C}_6\text{H}_5\text{-}o$	$p\text{-HOC}_6\text{H}_4\text{CO}_2\text{C}_6\text{H}_4\text{CO}_2\text{H-}o$	90	Pd sponge	Dioxane	50	2.6	1 hr.	103
$o\text{-C}_6\text{H}_5\text{CH}_2\text{OC}_6\text{H}_4\text{CO}_2\text{C}_6\text{H}_4\text{CO}_2\text{CH}_2\text{C}_6\text{H}_5\text{-}p$	$o\text{-HOC}_6\text{H}_4\text{CO}_2\text{C}_6\text{H}_4\text{CO}_2\text{H-}p$	90	Pd sponge	Dioxane	50	2.6	1 hr.	103
$3,4\text{-}(\text{C}_6\text{H}_5\text{CH}_2\text{O})_3\text{C}_6\text{H}_2\text{CO}_2\text{C}_6\text{H}_4\text{CO}_2\text{CH}_2\text{C}_6\text{H}_5\text{-}p$	$3,4,5\text{-}(\text{HO})_3\text{C}_6\text{H}_2\text{CO}_2\text{C}_6\text{H}_4\text{CO}_2\text{H-}p$	90	Pd sponge	Dioxane	50	2.6	1 hr.	103
$2,4\text{-}(p\text{-C}_6\text{H}_5\text{CH}_2\text{OC}_6\text{H}_4\text{CO}_2)_2\text{C}_6\text{H}_3\text{CO}_2\text{CH}_2\text{C}_6\text{H}_5$	$2,4\text{-}(p\text{-HOC}_6\text{H}_4\text{CO}_2)_2\text{C}_6\text{H}_3\text{CO}_2\text{H}$	80-90	Pd sponge	Dioxane	50	2.6	1 hr.	103
$3\text{-CH}_3\text{O-}4\text{-C}_6\text{H}_5\text{CH}_2\text{OC}_6\text{H}_3\text{CH}_2\text{CH}(\text{NH}_2)\text{C}_6\text{H}_5$	$3\text{-CH}_3\text{O-}4\text{-HOC}_6\text{H}_3\text{CH}_2\text{CH}(\text{NH}_2)\text{C}_6\text{H}_5$	99	Pd-charcoal	CH_3OH	55	1-4	—	104
$3\text{-C}_2\text{H}_5\text{O-}4\text{-C}_6\text{H}_5\text{CH}_2\text{OC}_6\text{H}_3\text{CH}_2\text{CH}(\text{NH}_2)\text{C}_6\text{H}_5$	$3\text{-C}_2\text{H}_5\text{O-}4\text{-HOC}_6\text{H}_3\text{CH}_2\text{CH}(\text{NH}_2)\text{C}_6\text{H}_5$	—	Pd-charcoal	CH_3OH	—	—	—	104
$3\text{-CH}_3\text{O-}4\text{-C}_6\text{H}_5\text{CH}_2\text{OC}_6\text{H}_3\text{CH}=\text{C}(\text{NO}_2)\text{C}_6\text{H}_5$	$3\text{-CH}_3\text{O-}4\text{-HOC}_6\text{H}_3\text{CH}_2\text{CH}(\text{NH}_2)\text{C}_6\text{H}_5$	—	Pd-charcoal	CH_3OH	—	—	—	104
$p\text{-C}_6\text{H}_5\text{CH}_2\text{OC}_6\text{H}_4\text{COC}(\text{=NOH})\text{C}_6\text{H}_5$	$p\text{-HOC}_6\text{H}_4\text{CHOHCH}(\text{NH}_2)\text{C}_6\text{H}_5$	62	Pd-charcoal	CH_3OH	55	3	21 hr.	105
$3,4\text{-}(\text{C}_6\text{H}_5\text{CH}_2\text{O})_2\text{C}_6\text{H}_3\text{COC}(\text{=NOH})\text{C}_6\text{H}_5$	$3,4\text{-}(\text{HO})_2\text{C}_6\text{H}_3\text{CHOHCH}(\text{NH}_2)\text{C}_6\text{H}_5$	43	Pd-charcoal	$\text{CH}_3\text{OH} + \text{HCl}$	55	3	10 hr.	105
$3,4\text{-}(\text{C}_6\text{H}_5\text{CH}_2\text{O})_2\text{C}_6\text{H}_3\text{COCHO} + (\text{CH}_3)_2\text{CHNH}_2$	$3,4\text{-}(\text{HO})_2\text{C}_6\text{H}_3\text{CHOHCH}_2\text{NHC}(\text{CH}_3)_2$	61	Pd-charcoal	Ethanol	50	1	5.5 hr.	106
$2,6\text{-}(\text{C}_6\text{H}_5\text{CH}_2\text{O})_2\text{C}_6\text{H}_2(\text{OCH}_3)_2\text{-}1,4$	$2,6\text{-}(\text{HO})_2\text{C}_6\text{H}_2(\text{OCH}_3)_2\text{-}1,4$	Quant.	Pd-charcoal	$\text{CH}_3\text{OH} + \text{HCl}$	50	3	—	107
$2,6\text{-}(\text{C}_6\text{H}_5\text{CH}_2\text{O})_2\text{C}_6\text{H}_2(\text{OCH}_3)_2\text{-}1,4$	$2,6\text{-}(\text{HO})_2\text{C}_6\text{H}_2(\text{OCH}_3)_2\text{-}1,4$	Quant.	Pd-charcoal	CH_3OH	—	—	35 min.	108
		88	Pd-charcoal	$\text{CH}_3\text{CO}_2\text{H}$	—	—	15 min.	108
$2,6\text{-}(\text{C}_6\text{H}_5\text{CH}_2\text{O})_2\text{C}_6\text{H}_2(\text{OCH}_3)_2\text{-}1,4$	$2,6\text{-}(\text{HO})_2\text{C}_6\text{H}_2(\text{OCH}_3)_2\text{-}1,4$	Quant.	Pd-charcoal	CH_3OH	—	1	30 min.	109
		Quant.	Pd-charcoal	CH_3OH	25	1	20 min.	109
$3,4\text{-}(\text{C}_6\text{H}_5\text{CH}_2\text{O})_2\text{C}_6\text{H}_3\text{CH}(\text{NH}_2)\text{CHOHCH}_3$	$3,4\text{-}(\text{HO})_2\text{C}_6\text{H}_3\text{CH}(\text{NH}_2)\text{CHOHCH}_3$	Quant.	Pd-charcoal	Abs. CH_3OH	—	—	—	110
		Quant.	Pd-charcoal	CH_3OH	25	5	—	109

Note: References 84-165 are listed on pp. 325-326.

TABLE V—Continued

BENZYL ETHERS

Substance Reduced	Product Isolated	Yield %	Catalyst	Solvent	Temperature °C.	Pressure atm.	Time	Reference
		Quant.	Pd-charcoal	CH ₃ CO ₂ H	—	1	15 min.	111
		—	Pd-charcoal	CH ₃ CO ₂ H	—	1	20 min.	111
		Quant.	Pd-charcoal	CH ₃ OH	—	—	—	112
		96	Pd-charcoal	Abs. ethanol	—	—	—	113
		72	Pd-charcoal	CH ₃ CO ₂ H + HClO ₄	—	3	35 min.	33



86	Pd-charcoal	$\text{CH}_3\text{CO}_2\text{H} + \text{H}_2\text{SO}_4$	—	3	90 min.	33
75	Pd-charcoal	$\text{CH}_3\text{CO}_2\text{H} + \text{H}_2\text{SO}_4$	—	1	2 hr.	33
Quant.	Raney Ni	CH_3OH	100	100	1 hr.	114
83	Pd-charcoal	$\text{CH}_3\text{CO}_2\text{H} + \text{HClO}_4$	—	1	3 hr.	33
—	Pd-charcoal	Abs. ethanol	—	—	—	115
—	Pd-charcoal	Ethanol + HCl	25	20	—	38
83	Pd-charcoal	Dil. NH_3	25	3	2 hr.	39
87	Pd-charcoal	Dil. NH_3	25	3	2 hr.	39
90	Pd-charcoal	Dil. NH_3	25	3	1 hr.	39
91	Pd-charcoal	Dil. NH_3	25	3	75 min.	39
87	Pd-charcoal	Dil. NH_3	25	3	1 hr.	39
79	Pd-charcoal	Dil. NH_3	25	3	90 min.	39
10	$\text{LiAlH}_4 + \text{CoCl}_2$	$(\text{C}_2\text{H}_5)_2\text{O}$	Reflux	—	8 hr.	116

Note: References 84-165 are listed on pp. 325-326.

TABLE VI

ACETALS

Substance Reduced	Product Isolated	Yield %	Catalyst	Solvent	Temperature °C.	Pressure atm.	Time	Reference
$C_6H_5C(OC_2H_5)_2CHOHC_6H_5$	$C_6H_5CH_2CH_2C_6H_5$	—	Pd-charcoal	CH_3CO_2H + $HClO_4$	—	1	30 min.	33
$C_6H_5CH(OC_2H_5)_2$	$2C_2H_5OH$	—	Pd black	CH_3CO_2H	—	—	—	10
$C_6H_5CH(OC_2H_5)_2$	$C_6H_{11}CH_3 + C_6H_{11}CH_2OH$ + $C_6H_{11}CH_2OC_2H_5$	—	Pt black	CH_3CO_2H	25	—	—	40
$p-CH_3C_6H_4CH(OC_2H_5)_2$	$p-CH_3C_6H_4CH_3 + 2C_2H_5OH$	—	Pd black	CH_3CO_2H	—	—	—	10
$p-CH_3OC_6H_4CH(OC_2H_5)_2$	$p-CH_3OC_6H_4CH_3 + 2C_2H_5OH$	—	Pd black	CH_3CO_2H	—	—	—	10
$C_6H_5CO_2CH \begin{array}{c} \diagup CH_2O \\ \diagdown \end{array} CHC_6H_5$	$C_6H_5CO_2CH(CH_2OH)_2$	98	Pd	Abs. ethanol	25	1	1-2 hr.	41
$CH_3CO_2CH \begin{array}{c} \diagup CH_2O \\ \diagdown \end{array} CHC_6H_5$	$CH_3CO_2CH(CH_2OH)_2$	—	Pd	Abs. ethanol	25	1	—	41
$C_{15}H_{31}CO_2CH \begin{array}{c} \diagup CH_2O \\ \diagdown \end{array} CHC_6H_5$	$C_{15}H_{31}CO_2CH(CH_2OH)_2$	96	Pd black	Abs. ethanol	25	1	90 min.	41
Benzal- α -methylglucoside $C_6H_5CH(OCOCH_3)_2$	α -Methylglucoside $C_6H_5CH_3$	— —	Pt sponge —	Ethanol —	25 25	1 1	— —	42 7

Note: References 84-165 are listed on pp. 325-326.

TABLE VII
BENZYL ESTERS

Substance Reduced	Product Isolated	Yield %	Catalyst	Solvent	Temperature °C.	Pressure atm.	Time	Reference
$C_6H_5CH_2OCOCH_3$	$C_6H_5CH_3$	—	Pd	CH_3CO_2H	25	1	—	7
$C_6H_5CH_2OCCOC_6H_5$	$C_6H_5CH_3 + C_6H_5CO_2H$ *	94	Pd	Xylene	140	1	—	9
$C_6H_5CH(CO_2H)OCOCH_3$	$C_6H_5CH_2CO_2H$	20-60 †	Pd-BaSO ₄	Xylene	150-215	1	4-6 hr.	43
<i>p</i> - $CH_3OC_6H_4CH(CO_2H)OCOCH_3$	<i>p</i> - $CH_3OC_6H_4CH_2CO_2H$	40	Pd-BaSO ₄	—	—	1	—	43
<i>o</i> - $ClC_6H_4CH(CO_2H)OCOCH_3$	<i>o</i> - $ClC_6H_4CH_2CO_2H$	—	Pd-BaSO ₄	Tetralin	215	1	—	43
<i>o</i> - $CH_3OC_6H_4CH(CO_2H)OCOCH_3$	<i>o</i> - $CH_3OC_6H_4CH_2CO_2H$	66	Pd-BaSO ₄	—	—	1	—	43
$C_6H_5CH(CN)OCOCH_3$	$C_6H_5CH_2CH_2NH_2$	74	Pd-charcoal	Ethanol + HCl	25	1	75 min.	28
$C_6H_5CH_2OCOCH_2NHCONHCOCH_2Cl$	$ClCH_2CONHCONHCH_2CO_2H$	65	Pd	Dil. CH_3OH	100	1	4 hr.	117
Penicillin benzhydryl ester	Penicillin	—	Colloidal Pd	—	—	—	—	118
$(CH_3)_2C(SO_3H)CH(NH_2)CO_2CH_2C_6H_5$	$(CH_3)_2C(SO_3H)CH(NH_2)CO_2H$	—	Pd	H_2O	—	—	—	119
<i>p</i> - $CH_3OC_6H_4CO_2CH(C_6H_5)_2$	<i>p</i> - $CH_3OC_6H_4CO_2H$	Quant.	Pd-charcoal	Abs. ethanol	25	—	25 min.	120
$C_6H_5CH_2CO_2CH(C_6H_5)_2$	$C_6H_5CH_2CO_2H$	Quant.	Pd-charcoal	Abs. ethanol	25	—	25 min.	120
<i>o</i> - $CH_3CO_2C_6H_4CO_2CH(C_6H_5)_2$	<i>o</i> - $CH_3CO_2C_6H_4CO_2H$	Quant.	Pd-charcoal	Abs. ethanol	25	—	25 min.	120
$C_6H_5CH=CHCO_2CH(C_6H_5)_2$	$C_6H_5CH_2CH_2CO_2H$	Quant.	Pd-charcoal	Abs. ethanol	25	—	25 min.	120
$CH_3CO_2CH_2(CHOCOCH_3)_4CO_2CH(C_6H_5)_2$	$CH_3CO_2CH_2(CHOCOCH_3)_4CO_2H$	82	Pd-charcoal	Abs. ethanol + ethyl acetate	25	—	1 hr.	120
$C_{23}H_{36}(OH)CO_2CH(C_6H_5)_2$	$C_{23}H_{36}(OH)CO_2H$ (hydroxycholenic acid)	97	Pd-charcoal	Abs. ethanol	25	—	45 min.	120
$C_{23}H_{36}(OH)_3CO_2CH(C_6H_5)_2$	$C_{23}H_{36}(OH)_3CO_2H$ (cholic acid)	Quant.	Pd-charcoal	Abs. ethanol	25	—	24 hr.	120
$C_{23}H_{36}(OCOCH_3)_3CO_2CH(C_6H_5)_2$	$C_{23}H_{36}(OCOCH_3)_3CO_2H$ (triacetylcholic acid)	Quant.	Pd-charcoal	Abs. ethanol	25	—	4 d.	120
$C_{28}H_{46}CHOHCO_2CH(C_6H_5)_2$	$C_{28}H_{46}CHOHCO_2H$ (oleanolic acid)	—	Pd-charcoal	Abs. ethanol	25	—	7 d.	120
$C_{28}H_{44}O(CO_2CH(C_6H_5)_2)_2$	$C_{28}H_{44}O(CO_2H)_2$ (quinovic acid)	—	Pd-charcoal	Abs. ethanol	25	60	3 hr.	120
<i>n</i> - $C_7H_{15}COC(C_8H_{17-n})(CO_2CH_2C_6H_5)_2$	<i>n</i> - $C_7H_{15}COC_8H_{17-n}$	91	Pd-charcoal	Ethanol + ethyl acetate	25	—	—	44, 121

Note: References 84-165 are listed on pp. 325-326.

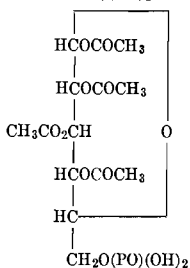
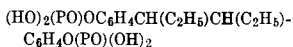
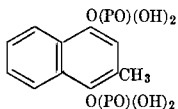
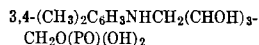
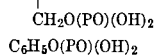
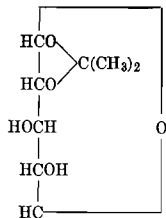
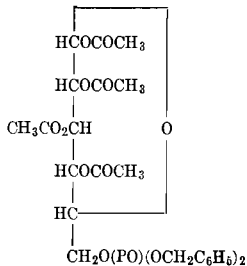
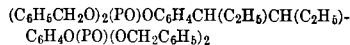
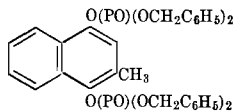
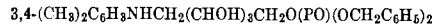
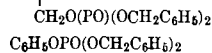
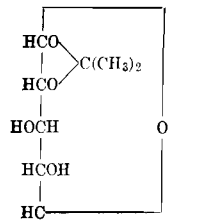
* Under the same conditions benzaldehyde was reduced via benzyl alcohol to dibenzyl ether.

† The yield is a function of time and temperature.

TABLE VII—Continued

BENZYL ESTERS

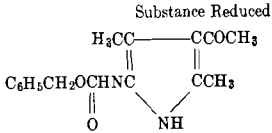
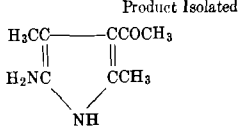
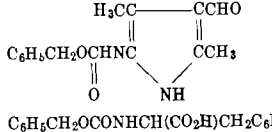
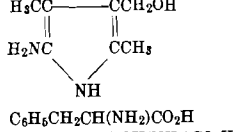
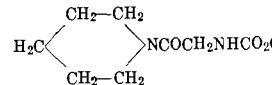
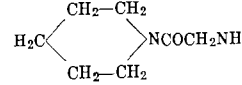
Substance Reduced	Product Isolated	Yield %	Catalyst	Solvent	Temperature °C.	Pressure atm.	Time	Reference
$n\text{-C}_{10}\text{H}_{21}\text{COC}(\text{CH}_2\text{CH}(\text{CH}_3)_2)(\text{CO}_2\text{CH}_2\text{C}_6\text{H}_5)_2$	$n\text{-C}_{10}\text{H}_{21}\text{COCH}_2\text{CH}_2\text{CH}(\text{CH}_3)_2$	80	Pd-charcoal	Ethanol	25	—	—	44, 121
$\begin{array}{c} \text{COC}(\text{C}_8\text{H}_{17}\text{-}n)(\text{CO}_2\text{CH}_2\text{C}_6\text{H}_5)_2 \\ \text{(CH}_2)_8 \diagdown \\ \text{COC}(\text{C}_8\text{H}_{17}\text{-}n)(\text{CO}_2\text{CH}_2\text{C}_6\text{H}_5)_2 \end{array}$	$n\text{-C}_9\text{H}_{19}\text{CO}(\text{CH}_2)_8\text{COC}_9\text{H}_{19}\text{-}n$	78	Pd-charcoal	Ethanol + ethyl acetate	25	—	—	44, 121
$n\text{-C}_{10}\text{H}_{21}\text{COC}(\text{CO}_2\text{CH}_2\text{C}_6\text{H}_5)_2$	$n\text{-C}_{10}\text{H}_{21}\text{COCH}_2\text{CH}_2\text{CO}_2\text{H}$	66	Pd-charcoal	Ethanol	25	—	—	44, 121
$\begin{array}{c} \text{CH}_2\text{CO}_2\text{CH}_2\text{C}_6\text{H}_5 \\ \\ \text{C}_2\text{H}_5\text{OCO}(\text{CH}_2)_8\text{COC}(\text{C}_7\text{H}_{16}\text{-}n)(\text{CO}_2\text{CH}_2\text{C}_6\text{H}_5)_2 \\ \text{n-C}_4\text{H}_9\text{CH}(\text{C}_2\text{H}_5)\text{COC}(\text{C}_{10}\text{H}_{20}\text{CO}_2\text{CH}_2\text{C}_6\text{H}_5)(\text{CO}_2\text{CH}_2\text{C}_6\text{H}_5)_2 \end{array}$	$\begin{array}{c} \text{C}_2\text{H}_5\text{OCO}(\text{CH}_2)_8\text{COC}_8\text{H}_{17}\text{-}n \\ \text{n-C}_4\text{H}_9\text{CH}(\text{C}_2\text{H}_5)\text{CO}(\text{CH}_2)_{10}\text{CO}_2\text{H} \end{array}$	$\begin{array}{c} 81 \\ 78 \end{array}$	$\begin{array}{c} \text{Pd-charcoal} \\ \text{Pd-charcoal} \end{array}$	$\begin{array}{c} \text{Ethanol} \\ \text{Ethanol + ethyl acetate} \end{array}$	$\begin{array}{c} 25 \\ 25 \end{array}$	$\begin{array}{c} \text{—} \\ \text{—} \end{array}$	$\begin{array}{c} \text{—} \\ \text{—} \end{array}$	$\begin{array}{c} 121 \\ 44 \end{array}$
$\text{CH}_7\text{CO}_2(\text{CH}_2)_{10}\text{COC}(\text{C}_8\text{H}_{17}\text{-}n)(\text{CO}_2\text{CH}_2\text{C}_6\text{H}_5)_2$	$\text{HO}(\text{CH}_2)_{10}\text{COC}_9\text{H}_{19}\text{-}n$	60	Pd-charcoal	Ethanol + ethyl acetate	25	—	—	44
$\text{C}_6\text{H}_5\text{CH}(\text{OCOCH}_3)\text{COC}(\text{C}_{12}\text{H}_{25}\text{-}n)(\text{CO}_2\text{CH}_2\text{C}_6\text{H}_5)_2$	$\text{C}_6\text{H}_5\text{CHOHCOC}_{13}\text{H}_{27}\text{-}n$	65	Pd-charcoal	Ethanol + ethyl acetate	25	—	—	44
$m\text{-CH}_3\text{OC}_6\text{H}_4\text{COC}(\text{CO}_2\text{CH}_2\text{C}_6\text{H}_5)_2\text{CH}_2\text{CO}_2\text{CH}_2\text{C}_6\text{H}_5$	$m\text{-CH}_3\text{OC}_6\text{H}_4\text{COCH}_2\text{CH}_2\text{CO}_2\text{H}$	83	Pd-charcoal	Ethanol + ethyl acetate	25	—	—	44
$\begin{array}{c} (\text{C}_6\text{H}_5\text{CH}_2\text{O})_2\text{PO}(\text{OC}_2\text{H}_5) \\ (\text{C}_6\text{H}_5\text{CH}_2\text{O})_2\text{PO}(\text{OCH}_2\text{CH}_2\text{CH}(\text{CH}_3)_2) \end{array}$	$\begin{array}{c} \text{C}_2\text{H}_5\text{O}(\text{PO})(\text{OH})_2 \\ (\text{CH}_3)_2\text{CHCH}_2\text{CH}_2\text{O}(\text{PO})(\text{OH})(\text{OCH}_2\text{C}_6\text{H}_5) \end{array}$	$\begin{array}{c} 50 \\ \text{—} \end{array}$	$\begin{array}{c} \text{Pd-charcoal} \\ \text{Pd-charcoal} \end{array}$	$\begin{array}{c} \text{Ethanol} \\ \text{CH}_3\text{OH} \end{array}$	$\begin{array}{c} \text{—} \\ \text{—} \end{array}$	$\begin{array}{c} 1 \\ 1 \end{array}$	$\begin{array}{c} \text{—} \\ \text{—} \end{array}$	$\begin{array}{c} 122 \\ 122 \end{array}$
$\begin{array}{c} \beta\text{-C}_{10}\text{H}_7\text{OPO}(\text{OCH}_2\text{C}_6\text{H}_5)_2 \\ \text{C}_2\text{H}_5\text{OPO}(\text{OCH}_2\text{C}_6\text{H}_5)_2 \\ \text{C}_2\text{H}_5\text{OPO}(\text{OCH}_2\text{C}_6\text{H}_5)_2 \end{array}$	$\begin{array}{c} \beta\text{-C}_{10}\text{H}_7\text{O}(\text{PO})(\text{OH})_2 \\ \text{C}_2\text{H}_5\text{O}(\text{PO})(\text{OH})_2 \\ \text{C}_2\text{H}_5\text{O}(\text{PO})(\text{OH})_2 \end{array}$	$\begin{array}{c} 80 \\ 51 \\ \text{—} \end{array}$	$\begin{array}{c} \text{Pd-charcoal} \\ \text{PdO} \\ \text{Pd-charcoal} \end{array}$	$\begin{array}{c} \text{CH}_3\text{OH} \\ \text{Ethanol} \\ \text{CH}_3\text{OH} + \text{H}_2\text{O} \end{array}$	$\begin{array}{c} \text{—} \\ \text{—} \\ \text{—} \end{array}$	$\begin{array}{c} 1 \\ 1 \\ 1 \end{array}$	$\begin{array}{c} \text{—} \\ 10 \text{ min.} \\ \text{—} \end{array}$	$\begin{array}{c} 122 \\ 123 \\ 124 \end{array}$

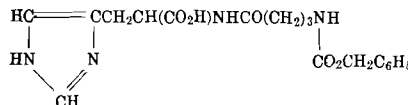
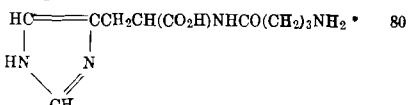


—	PtO ₂	Ethanol + C ₆ H ₁₁ N(CH ₃) ₂	—	—	—	124
—	Pd-charcoal	CH ₃ OH + H ₂ O	—	—	—	124
—	Pd-charcoal	Ethanol	—	—	—	124
—	Pd-charcoal	Ethanol	—	—	—	124
—	Pd-charcoal	Ethanol	—	—	—	124
—	Raney Ni	Ethanol	—	130	—	124

Note: References 84–165 are listed on pp. 325–326.

TABLE VIII
CARBOBENZYLOXY COMPOUNDS

Substance Reduced	Product Isolated	Yield %	Catalyst	Solvent	Temperature °C.	Pressure atm.	Time	Reference
		—	Pd black	CH ₃ OH + CH ₃ CO ₂ H	25	—	2-3 d.	125
		71	Pd black	CH ₃ OH + CH ₃ CO ₂ H	25	—	—	125
C ₆ H ₅ CH ₂ OCONHCH(CO ₂ H)CH ₂ C ₆ H ₅	C ₆ H ₅ CH ₂ CH(NH ₂)CO ₂ H	Quant.	Pd	—	—	—	—	45
C ₆ H ₅ CH ₂ OCONHCH(CO ₂ H)CH ₂ C ₆ H ₄ (OH)- <i>p</i>	<i>p</i> -HOC ₆ H ₄ CH ₂ CH(NH ₂)CO ₂ H	Quant.	Pd	—	—	—	—	45
<i>p</i> -CH ₃ CO ₂ C ₆ H ₄ CH ₂ CH(CO ₂ CH ₃)NHCO ₂ CH ₂ C ₆ H ₅	<i>p</i> -HOC ₆ H ₄ CH ₂ CH(NH ₂ ·HCl)CO ₂ CH ₃	Quant.	Pd black	CH ₃ OH + HCl	25	1	—	47
C ₆ H ₅ CH ₂ OCONHCH(CONH ₂)CH ₂ CO ₂ H	H ₂ NCH(CONH ₂)CH ₂ CO ₂ H	Quant.	Pd	—	—	—	—	45
C ₆ H ₅ CH ₂ OCONHCH(CO ₂ H)CH ₂ CONH ₂	H ₂ NCH(CO ₂ H)CH ₂ CONH ₂	Quant.	Pd	—	—	—	—	45
C ₆ H ₅ CH ₂ OCONHCH(CONH ₂)CH ₂ CH ₂ CO ₂ H	H ₂ NCH(CONH ₂)CH ₂ CH ₂ CO ₂ H	Quant.	Pd	CH ₃ OH + CH ₃ CO ₂ H	—	—	—	45
C ₆ H ₅ CH ₂ OCONH(CH ₂) ₅ CH(CO ₂ H)NHSCO ₂ C ₆ H ₅	H ₂ N(CH ₂) ₅ CH(CO ₂ H)NHSCO ₂ C ₆ H ₅	—	Pd black	CH ₃ OH + HCl	—	—	—	126
C ₆ H ₅ CH ₂ OCONH(CH ₂) ₄ CH(CONH ₂)NHCOC ₆ H ₅	H ₂ N(CH ₂) ₄ CH(CONH ₂)NHCOC ₆ H ₅	—	Pd black	CH ₃ OH + HCl	—	—	—	126
		—	Pd black	CH ₃ OH + HCl	—	—	—	127
C ₆ H ₅ CH ₂ OCONHCH(CH ₃)CONHCH ₂ CO ₂ H	H ₂ NCH(CH ₃)CONHCH ₂ CO ₂ H	95	Pd black	CH ₃ OH + CH ₃ CO ₂ H	—	—	—	128
(CH ₃) ₂ C(CO ₂ H)NHCOCH ₂ NHCO ₂ CH ₂ C ₆ H ₅	(CH ₃) ₂ C(CO ₂ H)NHCOCH ₂ NH ₂	92	Pd black	CH ₃ OH + CH ₃ CO ₂ H	—	—	30 min.	128
(CH ₃) ₂ C(CO ₂ H)NHCOCH(CH ₃)NHCO ₂ CH ₂ C ₆ H ₅	(CH ₃) ₂ C(CO ₂ H)NHCOCH(CH ₃)NH ₂	Quant.	Pd black	CH ₃ OH + HCl	—	—	30 min.	128
(CH ₃) ₂ C(NHCO ₂ CH ₂ C ₆ H ₅)CONHCH ₂ CO ₂ CH ₂ C ₆ H ₅	(CH ₃) ₂ C(NH ₂)CONHCH ₂ CO ₂ H	—	Pd black	Dil. CH ₃ CO ₂ H	—	—	90 min.	128
HO ₂ CCH ₂ CH(CONHCH ₂ CO ₂ C ₆ H ₅)NHCO ₂ CH ₂ C ₆ H ₅	HO ₂ CCH ₂ CH(CONHCH ₂ CO ₂ C ₆ H ₅)NH ₂	90	Pd black	Ethanol + CH ₃ CO ₂ H	—	—	—	81
HO ₂ C(CH ₂) ₂ CH(CONHCH ₂ CO ₂ C ₆ H ₅)NHCO ₂ CH ₂ C ₆ H ₅	HO ₂ C(CH ₂) ₂ CH(CONHCH ₂ CO ₂ C ₆ H ₅)NH ₂	89	Pd black	CH ₃ CO ₂ H	—	—	—	81
(CH ₃) ₂ CHCH ₂ CH(CONHCH ₂ CO ₂ H)NHCO ₂ CH ₂ C ₆ H ₅	(CH ₃) ₂ CHCH ₂ CH(CONHCH ₂ CO ₂ H)NH ₂	75	Pd black	—	—	—	—	81

$(\text{CH}_3)_2\text{CHCH}_2\text{CH}(\text{NHCO}_2\text{CH}_2\text{C}_6\text{H}_5)\text{CONHCH}(\text{CH}_3)\text{CO}_2\text{H}$	$(\text{CH}_3)_2\text{CHCH}_2\text{CH}(\text{NH}_2)\text{CONHCH}(\text{CH}_3)\text{CO}_2\text{H}$	—	Pd black	$\text{CH}_3\text{OH} + \text{CH}_3\text{CO}_2\text{H}$	—	—	30 min.	128
$\text{C}_6\text{H}_5\text{CH}_2\text{OCONHCH}_2\text{CONHCH}(\text{CO}_2\text{C}_2\text{H}_5)\text{CH}_2\text{CH}_2\text{CO}_2\text{C}_2\text{H}_5$	$\text{H}_2\text{NCH}_2\text{CONHCH}(\text{CO}_2\text{C}_2\text{H}_5)(\text{CH}_2)_2\text{CO}_2\text{C}_2\text{H}_5$	—	Pd black	HCl	—	—	—	129
$\text{C}_6\text{H}_5\text{CH}_2\text{OCONH}(\text{CH}_2)_4\text{CH}(\text{CO}_2\text{CH}_3)\text{NHCOCH}_2\text{NH}\text{CO}_2\text{CH}_2\text{C}_6\text{H}_5$	$\text{H}_2\text{N}(\text{CH}_2)_4\text{CH}(\text{CO}_2\text{CH}_3)\text{NHCOCH}_2\text{NH}_2$	—	Pd black	$\text{CH}_3\text{OH} + \text{HCl}$	—	—	—	126
$\text{C}_6\text{H}_5\text{CH}_2\text{OCONH}(\text{CH}_2)_4\text{CH}(\text{CONH}_2)\text{NH}\text{COCH}_2\text{NHCO}_2\text{C}_6\text{H}_5$	$\text{H}_2\text{N}(\text{CH}_2)_4\text{CH}(\text{CONH}_2)\text{NHCOCH}_2\text{NHCO}_2\text{C}_6\text{H}_5$	—	Pd black	—	—	—	—	130
$\text{C}_6\text{H}_5\text{CH}_2\text{OCONHCH}(\text{CH}_2\text{CH}_2\text{CO}_2\text{H})\text{CONHCH}(\text{CO}_2\text{H})\text{CH}_2\text{CH}_2\text{CO}_2\text{H}$	$\text{H}_2\text{NCH}(\text{CH}_2\text{CH}_2\text{CO}_2\text{H})\text{CONHCH}(\text{CO}_2\text{H})\text{CH}_2\text{CH}_2\text{CO}_2\text{H}$	Quant.	Pd	—	—	—	—	45
$\text{O}_2\text{NNHC}(=\text{NH})\text{NH}(\text{CH}_2)_3\text{CH}(\text{CO}_2\text{H})\text{NHCOCH}_2\text{NHCO}_2\text{CH}_2\text{C}_6\text{H}_5$	$\text{H}_2\text{NC}(=\text{NH})\text{NH}(\text{CH}_2)_3\text{CH}(\text{CO}_2\text{H})\text{NH}\text{COCH}_2\text{NH}_2$	—	Pd black	—	—	—	—	131
$\text{O}_2\text{NC}(=\text{NH})\text{NH}(\text{CH}_2)_2\text{CH}(\text{CO}_2\text{H})\text{NHCOCH}_2\text{NHCO}_2\text{CH}_2\text{C}_6\text{H}_5$	$\text{H}_2\text{NC}(=\text{NH})\text{NH}(\text{CH}_2)_2\text{CH}(\text{CO}_2\text{H})\text{NH}\text{COCH}_2\text{NH}_2$	—	Pd black	$\text{HCl} + \text{CH}_3\text{CO}_2\text{H}$	—	—	—	132
$\text{C}_6\text{H}_5\text{CH}_2\text{OCONH}(\text{CH}_2)_4\text{CH}(\text{NHCO}_2\text{CH}_2\text{C}_6\text{H}_5)\text{CONHCH}_2\text{CO}_2\text{H}$	$\text{H}_2\text{N}(\text{CH}_2)_4\text{CH}(\text{NH}_2)\text{CONHCH}_2\text{CO}_2\text{H}$	35	Pd black	Ethanol + H_2SO_4	—	—	—	133
$\text{C}_6\text{H}_5\text{CONH}(\text{CH}_2)_4\text{CH}(\text{NHCO}_2\text{CH}_2\text{C}_6\text{H}_5)\text{CONHCH}(\text{CO}_2\text{H})\text{CH}_2\text{CH}_2\text{CO}_2\text{H}$	$\text{C}_6\text{H}_5\text{CONH}(\text{CH}_2)_4\text{CH}(\text{NH}_2)\text{CONH}\text{CH}(\text{CO}_2\text{H})\text{CH}_2\text{CH}_2\text{CO}_2\text{H}$	60	Pd black	CH_3OH	—	—	—	133
$\text{C}_6\text{H}_5\text{CH}_2\text{OCONH}(\text{CH}_2)_4\text{CH}(\text{NHCO}_2\text{CH}_2\text{C}_6\text{H}_5)\text{CONHCH}(\text{CO}_2\text{H})\text{CH}_2\text{CO}_2\text{H}$	$\text{H}_2\text{N}(\text{CH}_2)_4\text{CH}(\text{NH}_2)\text{CONHCH}(\text{CO}_2\text{H})\text{CH}_2\text{CO}_2\text{H}$	—	Pd black	Ethanol + $\text{CH}_3\text{CO}_2\text{H}$	—	—	—	133
		80	Pd black *	Dil. H_2SO_4	25	1	—	50
$\text{C}_6\text{H}_5\text{CH}_2\text{OCONHCH}_2\text{CONHCH}(\text{CONH}_2)\text{CH}_2\text{C}_6\text{H}_4\text{OH-}p$	$\text{H}_2\text{NCH}_2\text{CONHCH}(\text{CONH}_2)\text{CH}_2\text{C}_6\text{H}_4\text{OH-}p$	—	Pd black	—	—	—	—	134
$p\text{-CH}_3\text{CO}_2\text{C}_6\text{H}_4\text{CH}_2\text{CH}(\text{NHCO}_2\text{CH}_2\text{C}_6\text{H}_5)\text{CONHCH}_2\text{CO}_2\text{C}_2\text{H}_5$	$p\text{-HOC}_6\text{H}_4\text{CH}_2\text{CH}(\text{NH}_2)\text{CONHCH}_2\text{CO}_2\text{C}_2\text{H}_5$	—	Pd black	$\text{CH}_3\text{OH} + \text{HCl}$	—	—	—	134
$p\text{-CH}_3\text{CO}_2\text{C}_6\text{H}_4\text{CH}_2\text{CH}(\text{NHCO}_2\text{CH}_2\text{C}_6\text{H}_5)\text{CONHCH}(\text{CO}_2\text{H})\text{CH}_2\text{CO}_2\text{H}$	$p\text{-HOC}_6\text{H}_4\text{CH}_2\text{CH}(\text{NH}_2)\text{CONH}\text{CH}(\text{CO}_2\text{H})\text{CH}_2\text{CO}_2\text{H}$	95	Pd black	$\text{CH}_3\text{OH} + \text{CH}_3\text{CO}_2\text{H}$	—	—	—	135
$\text{C}_6\text{H}_5\text{CH}_2\text{OCONHCH}(\text{CH}_2\text{CO}_2\text{H})\text{CONH}\text{CH}(\text{CO}_2\text{H})\text{CH}_2\text{C}_6\text{H}_4\text{OH-}p$	$\text{H}_2\text{NCH}(\text{CH}_2\text{CO}_2\text{H})\text{CONH}\text{CH}(\text{CO}_2\text{H})\text{CH}_2\text{C}_6\text{H}_4\text{OH-}p$	Quant.	Pd black	—	—	—	—	45
$p\text{-HOC}_6\text{H}_4\text{CH}_2\text{CH}(\text{CO}_2\text{H})\text{NHCO}\text{CH}(\text{NHCO}_2\text{CH}_2\text{C}_6\text{H}_5)\text{CH}_2\text{CH}_2\text{CO}_2\text{H}$	$p\text{-HOC}_6\text{H}_4\text{CH}_2\text{CH}(\text{CO}_2\text{H})\text{NHCO}\text{CH}(\text{NH}_2)\text{CH}_2\text{CH}_2\text{CO}_2\text{H}$	85	Pd black	Dil. $\text{CH}_3\text{CO}_2\text{H}$	—	—	—	135

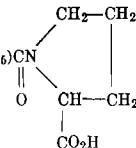
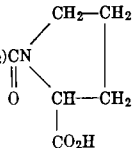
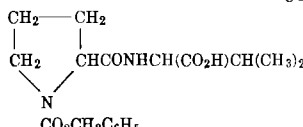
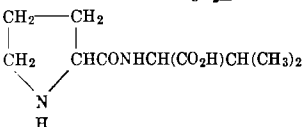
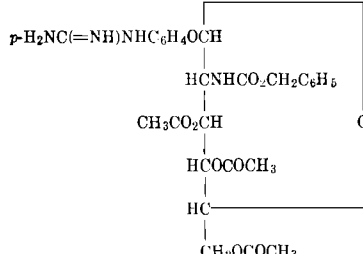
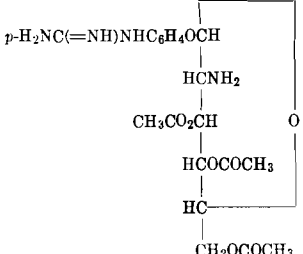
Note: References 84–165 are listed on pp. 325–326.

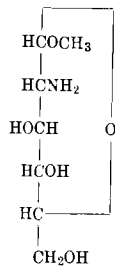
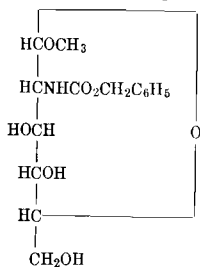
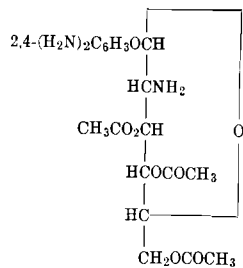
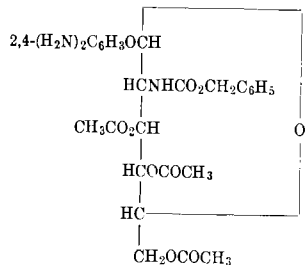
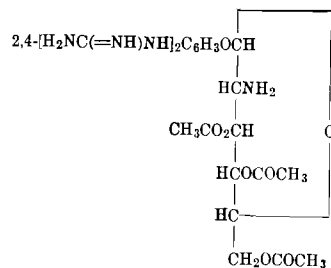
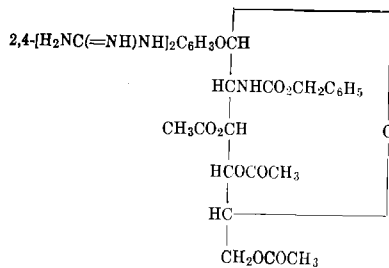
* Hydrogenolysis with sodium in liquid ammonia gave equal yields of carnosine.

TABLE VIII—Continued
CARBOBENZYLOXY COMPOUNDS

Substance Reduced	Product Isolated	Yield %	Catalyst	Solvent	Temperature °C.	Pressure atm.	Time	Reference
$p\text{-HOC}_6\text{H}_4\text{CH}_2\text{CH}(\text{NHCO}_2\text{CH}_2\text{C}_6\text{H}_5)\text{CO-NHCH}(\text{CO}_2\text{CH}_3)\text{CH}_2\text{C}_6\text{H}_4\text{OH-p}$	$p\text{-HOC}_6\text{H}_4\text{CH}_2\text{CH}(\text{NH}_2)\text{CO-NHCH}(\text{CO}_2\text{CH}_3)\text{CH}_2\text{C}_6\text{H}_4\text{OH-p}$	—	Pd black	—	25	1	—	47
$p\text{-CH}_3\text{CO}_2\text{C}_6\text{H}_4\text{CH}_2\text{CH}(\text{NHCO}_2\text{CH}_2\text{C}_6\text{H}_5)\text{CONH-CH}(\text{CO}_2\text{H})\text{CH}_2\text{C}_6\text{H}_4\text{OH-p}$	$p\text{-HOC}_6\text{H}_4\text{CH}_2\text{CH}(\text{NH}_2)\text{CONH-CH}(\text{CO}_2\text{H})\text{CH}_2\text{C}_6\text{H}_4\text{OH-p}$	Quant.	Pd black	$\text{CH}_3\text{OH} + \text{CH}_3\text{CO}_2\text{H}$	—	—	3-4 d.	135
$p\text{-CH}_3\text{CO}_2\text{C}_6\text{H}_4\text{CH}_2\text{CH}(\text{NHCO}_2\text{CH}_2\text{C}_6\text{H}_5)\text{CONH-CH}(\text{CO}_2\text{C}_2\text{H}_5)\text{CH}_2\text{C}_6\text{H}_4\text{OH-p}$	$p\text{-HOC}_6\text{H}_4\text{CH}_2\text{CH}(\text{NH}_2)\text{CONH-CH}(\text{CO}_2\text{C}_2\text{H}_5)\text{CH}_2\text{C}_6\text{H}_4\text{OH-p}$	Quant.	Pd black	Ethanol + HCl	25	1	—	47
$\text{HO}_2\text{CCH}_2\text{CH}(\text{CONHCH}_2\text{CO}_2\text{C}_2\text{H}_5)\text{NH-COCH}_2\text{NHCOC}_2\text{H}_5$	$\text{HO}_2\text{CCH}_2\text{CH}(\text{CONHCH}_2\text{CO}_2\text{C}_2\text{H}_5)\text{NH-COCH}_2\text{NH}_2$	84	Pd black	Ethanol + $\text{CH}_3\text{CO}_2\text{H}$	—	—	—	81
$\text{HO}_2\text{CCH}_2\text{CH}_2\text{CH}(\text{CONHCH}_2\text{CO}_2\text{H})\text{NHCOC}_2\text{H}_5$	$\text{HO}_2\text{CCH}_2\text{CH}_2\text{CH}(\text{CONHCH}_2\text{CO}_2\text{H})\text{NH-COCH}_2\text{NH}_2$	93	Pd black	$\text{CH}_3\text{OH} + \text{CH}_3\text{CO}_2\text{H}$	—	—	—	81
$\text{C}_6\text{H}_5\text{CH}_2\text{OCONHCH}_2\text{CONHCH}_2\text{CONH-CH}(\text{CO}_2\text{C}_2\text{H}_5)\text{CH}_2\text{CH}_2\text{CO}_2\text{C}_2\text{H}_5$	$\text{H}_2\text{NCH}_2\text{CONHCH}_2\text{CONHCH}(\text{CO}_2\text{C}_2\text{H}_5)\text{CH}_2\text{-CH}_2\text{CO}_2\text{C}_2\text{H}_5$	—	Pd black	HCl	—	—	—	129
$(\text{CH}_3)_2\text{CHCH}(\text{CONHCH}_2\text{CO}_2\text{H})\text{NHCOC}_2\text{H}_5$	$(\text{CH}_3)_2\text{CHCH}(\text{CONHCH}_2\text{CO}_2\text{H})\text{NH-COCH}_2\text{NH}_2$	—	Pd black	—	—	—	—	81
$\text{C}_6\text{H}_5\text{CH}_2\text{OCONH}(\text{CH}_2)_4\text{CH}(\text{CONHCH}_2\text{CO}_2\text{C}_2\text{H}_5)\text{NH-COCH}_2\text{NHCOC}_6\text{H}_5$	$\text{H}_2\text{N}(\text{CH}_2)_4\text{CH}(\text{CONHCH}_2\text{CO}_2\text{C}_2\text{H}_5)\text{NH-COCH}_2\text{NHCOC}_6\text{H}_5$	—	Pd black	Ethanol + HCl	—	—	—	126
$\text{NHCOC}_2\text{CH}_2\text{C}_6\text{H}_5$	NH_2	—	Pd black	$\text{CH}_3\text{OH} + \text{HCl}$	—	—	—	127
$(\text{CH}_3)_2\text{CHCH}_2\text{CHCONHCH}(\text{CONHCH}_2\text{CO}_2\text{H})\text{-CH}_2\text{CH}(\text{CH}_3)_2$	$(\text{CH}_3)_2\text{CHCH}_2\text{CHCONH-CH}(\text{CONHCH}_2\text{CO}_2\text{H})\text{CH}_2\text{CH}(\text{CH}_3)_2$	—	Pd black	Dioxane + ethanol + HCl	25	1	—	47
$\text{CH}_2\text{C}_6\text{H}_4\text{OCOC}_2\text{H}_5$	$\text{CH}_2\text{C}_6\text{H}_4\text{OH-p}$	—	Pd black	$\text{H}_2\text{NCHCONHCH}(\text{CH}_2\text{C}_6\text{H}_4\text{OH-p})\text{-CONHCH}(\text{CO}_2\text{C}_2\text{H}_5)\text{CH}_2\text{C}_6\text{H}_4\text{OH-p}$	—	—	—	81
$\text{C}_6\text{H}_5\text{CH}_2\text{OCONHCHCONHCH}(\text{CH}_2\text{C}_6\text{H}_4\text{OH-p})\text{-CONHCH}(\text{CO}_2\text{C}_2\text{H}_5)\text{CH}_2\text{C}_6\text{H}_4\text{OH-p}$	$\text{H}_2\text{NCH}_2\text{CONHCH}_2\text{CONH-CH}(\text{CONHCH}_2\text{CO}_2\text{H})\text{CH}_2\text{CH}(\text{CH}_3)_2$	—	Pd black	$\text{CH}_3\text{OH} + \text{CH}_3\text{CO}_2\text{H}$	—	—	—	81
$\text{C}_6\text{H}_5\text{CH}_2\text{OCONHCH}_2\text{CONHCH}_2\text{CONH-CH}(\text{CONHCH}_2\text{CO}_2\text{H})\text{CH}_2\text{CH}(\text{CH}_3)_2$	$\text{H}_2\text{N}(\text{CH}_2\text{CONH})_3\text{CH}(\text{CONHCH}_2\text{CO}_2\text{H})\text{-CH}_2\text{CH}(\text{CH}_3)_2$	—	Pd black	$\text{CH}_3\text{OH} + \text{CH}_3\text{CO}_2\text{H}$	—	—	—	81
$\text{C}_6\text{H}_5\text{CH}_2\text{OCONHCH}_2\text{CONHCH}_2\text{CONHCH}_2\text{-CONHCH}(\text{CONHCH}_2\text{CO}_2\text{H})\text{CH}_2\text{CH}(\text{CH}_3)_2$	NH_2	—	Pd black	HCl	—	—	—	129
$\text{NHCOC}_2\text{CH}_2\text{C}_6\text{H}_5$	NH_2	—	Pd black	HCl	—	—	—	129
$\text{C}_6\text{H}_5\text{CH}_2\text{OCONH}(\text{CH}_2)_4\text{CH}(\text{CONHCH}_2)_2\text{CO-NHCH}(\text{CO}_2\text{C}_2\text{H}_5)\text{CH}_2\text{CH}_2\text{CO}_2\text{C}_2\text{H}_5$	$\text{H}_2\text{N}(\text{CH}_2)_4\text{CH}(\text{CONHCH}_2)_2\text{CO-NHCH}(\text{CO}_2\text{C}_2\text{H}_5)\text{CH}_2\text{CH}_2\text{CO}_2\text{C}_2\text{H}_5$	—	Pd black	HCl	—	—	—	129

TABLE VIII—Continued
CARBOBENZYLOXY COMPOUNDS

Substance Reduced	Product Isolated	Yield %	Catalyst	Solvent	Temperature °C.	Pressure atm.	Time	Reference
$C_6H_5CH_2OCONH(CH_2)_3CH(NHCO_2CH_2C_6H_5)CO-NHCH(CO_2H)CH_2CH(CH_3)_2$	$H_2N(CH_2)_3CH(NH_2)CONHCH(CO_2H)CH_2CH(CH_3)_2$	64	Pd sponge	$CH_3CO_2H + HCl$	25	1	—	140
$(CH_3)_2CHCH_2CH(NHCO_2CH_2C_6H_5)CONH-CH(CH_2C_6H_5)CO_2H$	$(CH_3)_2CHCH_2CH(NH_2)CONH-CH(CH_2C_6H_5)CO_2H$	78	Pd sponge	$CH_3CO_2H + CH_3OH$	25	1	—	140
$C_6H_5CH_2CH(NHCO_2CH_2C_6H_5)CN$	$C_6H_5CH_2CH(NH_2)CN$	81	Pd sponge	$CH_3CO_2H + CH_3OH$	25	1	—	140
		83	Pd sponge	$CH_3CO_2H + CH_3OH$	25	1	—	140
		Quant.	Pd-charcoal	CH_3OH	—	1	6-8 hr.	141
								



Note: References 84-165 are listed on pp. 325-326.

60	Pd-charcoal	H ₂ O	—	1	6 hr.	141
50-70	Pd-charcoal	CH ₃ OH + CH ₃ CO ₂ C ₂ H ₅	—	1	3 hr.	141
98	Pd black	Ethanol + HCl	—	—	—	142

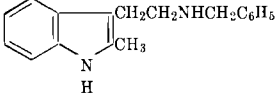
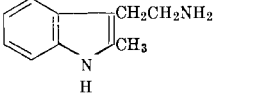
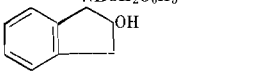
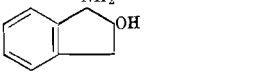
TABLE VIII—Continued
CARBOBENZYLOXY COMPOUNDS

Substance Reduced	Product Isolated	Yield %	Catalyst	Solvent	Temperature °C.	Pressure atm.	Time	Reference
$ \begin{array}{c} \text{OH} \\ \\ \text{HC} \\ \\ \text{HCNHCOC}(\text{CH}_3)\text{NHCO}_2\text{CH}_2\text{C}_6\text{H}_5 \\ \\ \text{HOCH} \\ \\ \text{HCOH} \\ \\ \text{HC} \\ \\ \text{CH}_2\text{OH} \end{array} $	$ \begin{array}{c} \text{OH} \\ \\ \text{HC} \\ \\ \text{HCNHCOC}(\text{CH}_3)\text{NH}_2 \\ \\ \text{HOCH} \\ \\ \text{HCOH} \\ \\ \text{HC} \\ \\ \text{CH}_2\text{OH} \end{array} $	Quant.	Pd black	Dil. CH_3OH	25	1	15 min.	46
$ \begin{array}{c} \text{OH} \\ \\ \text{HC} \\ \\ \text{HCNHCOC}(\text{CH}_2\text{NHCO}_2\text{Cl}_2\text{C}_6\text{H}_5) \\ \\ \text{HOCH} \\ \\ \text{HCOH} \\ \\ \text{HC} \\ \\ \text{CH}_2\text{OH} \end{array} $	$ \begin{array}{c} \text{OH} \\ \\ \text{HC} \\ \\ \text{HCNHCOC}(\text{CH}_2\text{NH}_2) \\ \\ \text{HOCH} \\ \\ \text{HCOH} \\ \\ \text{HC} \\ \\ \text{CH}_2\text{OH} \end{array} $	Quant.	Pd black	Dil. CH_3OH	25	1	15 min.	46

Note: References 84-165 are listed on pp. 325-326.

TABLE IX

MONODEBENZYLATION TO PRIMARY AMINES

Substance Reduced	Product Isolated	Yield %	Catalyst	Solvent	Temperature °C.	Pressure atm	Time	Reference
$C_6H_5NHCH_2C_6H_5$	$C_6H_{11}CH_3 + C_6H_{11}NH_2 + C_6H_{11}NHCH_2C_6H_{11}$	—	H_2PtCl_6	CH_3CO_2H	—	—	—	7
$C_6H_5NHCH_2C_6H_5$	$C_6H_5CH_3 + C_6H_5NH_2$	Quant.	Pd-charcoal	Ethanol	25	1	—	13
$C_6H_5NHCH_2C_6H_5$	$C_6H_5CH_3 + C_6H_5NH_2$	Quant.	PdO	CH_3CO_2H	—	—	—	51
$o-HOC_6H_4CH_2NHCH_2C_6H_5$	$o-HOC_6H_4CH_3 + C_6H_5NH_2$	Quant.	Pd-charcoal	Ethanol	25	1	—	13
$3,4-(CH_2O_2)C_6H_3CH_2NHCH_2C_6H_5$	$3,4-(CH_2O_2)C_6H_3CH_3 + C_6H_5NH_2$	Quant.	Pd-charcoal	Ethanol	25	1	—	13
$\alpha-C_{10}H_7NHCH_2C_6H_5$	$\alpha-C_{10}H_7NH_2 + C_6H_5CH_3$	88	PdO	CH_3CO_2H	—	—	—	51
$C_6H_5CHI_2NH(CH_2)_3CH(CH_3)N(CH_3)_2$	$H_2N(CH_2)_3CH(CH_3)N(CH_3)_2$	—	—	—	—	—	—	53
		—	—	Neutral	—	—	—	53
$C_6H_5CH_2NHCH_2CH_2CO_2C_2H_5$	$H_2NCH_2CH_2CO_2C_2H_5$	Quant.	Pd-Pt-charcoal	Ethanol	25	13	—	55
$CH_3CH(CH_2OH)NHCH_2C_6H_5$	$CH_3CH(NH_2)CH_2OH$	—	Pd	—	—	—	—	56
$C_2H_5CH(CH_2OH)NHCH_2C_6H_5$	$C_2H_5CH(NH_2)CH_2OH$	—	Pd	—	—	—	—	56
$(CH_3)_2CHCH_2CH(CH_2OH)NHCH_2C_6H_5$	$(CH_3)_2CHCH_2CH(NH_2)CH_2OH$	—	Pd	—	—	—	—	56
$C_6H_5CH_2NHCH(CH_2OH)CO_2H$	$H_2NCH(CH_2OH)CO_2H$	90	Pd-charcoal	Ethanol	25	13	3 hr.	143
		—	PtO_2	Ethanol	25	3	—	144
$C_6H_5CH_2NHCH(CO_2H)CH(CO_2H)NHCH_2C_6H_5$	$H_2NCH(CO_2H)CH(CO_2H)NH_2$	90	Pd-charcoal	CH_3CO_2H + HCl	20-35	50	36 hr.	57
$CH_3(CH_2)_3CH(NHCH_2C_6H_5)CH_2OH$	$CH_3(CH_2)_3CH(NH_2)CH_2OH$	—	Pd-charcoal	CH_3OH	25	1	16 hr.	58

Note: References 84-165 are listed on pp. 325-326.

TABLE IX—Continued
MONODEBENZYLTION TO PRIMARY AMINES

Substance Reduced	Product Isolated	Yield %	Catalyst	Solvent	Temperature °C.	Pressure atm.	Time	Reference
$\begin{array}{c} \text{CH}_2\text{CONHCH}_2\text{C}_6\text{H}_5 \\ \\ \text{CHCO}_2\text{H} \\ \\ \text{NHCH}_2\text{C}_6\text{H}_5 \\ \\ \text{CH}_2-\text{C}=\text{O} \\ \quad \diagup \\ \quad \text{NCH}_2\text{C}_6\text{H}_5 \\ \quad \diagdown \\ \text{CH}-\text{C}=\text{O} \\ \\ \text{NHCH}_2\text{C}_6\text{H}_5 \end{array}$	$\begin{array}{c} \text{CH}_2\text{CONHCH}_2\text{C}_6\text{H}_5 \\ \\ \text{CHCO}_2\text{H} \\ \\ \text{NH}_2 \\ \\ \text{CH}_2-\text{C}=\text{O} \\ \quad \diagup \\ \quad \text{NCH}_2\text{C}_6\text{H}_5 \\ \quad \diagdown \\ \text{CH}-\text{C}=\text{O} \\ \\ \text{NH}_2 \end{array}$	90	Pd-charcoal	CH ₃ CO ₂ H	60	—	3 hr.	145
		—	Pd-charcoal	CH ₃ CO ₂ H	50	—	25 min	145

Note: References 84–165 are listed on pp. 325–326.

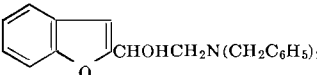
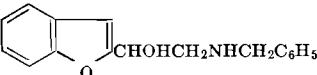
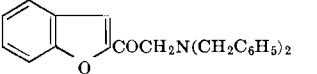
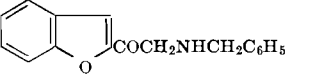
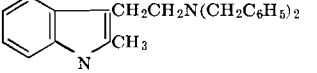
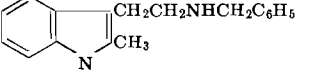
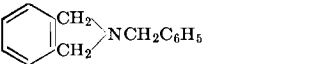
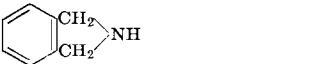
TABLE X
DIBENZYLTION TO PRIMARY AMINES

Substance Reduced	Product Isolated	Yield %	Catalyst	Solvent	Temperature °C.	Pressure atm.	Time	Reference
(C ₆ H ₅ CH ₂) ₂ NCN	H ₂ NCN	—	PdO	Ethanol	—	—	—	51
(C ₆ H ₅ CH ₂) ₂ NCH ₂ CH ₂ OC ₆ H ₅	C ₆ H ₅ OCH ₂ CH ₂ NH ₂	—	—	—	—	—	—	53
(C ₆ H ₅ CH ₂) ₂ NCH ₂ CH ₂ NHC ₆ H ₅	C ₆ H ₅ NHCH ₂ CH ₂ NH ₂	—	—	—	—	—	—	53
(α-C ₁₀ H ₇ CH ₂) ₂ NCH ₂ CH ₂ N(CH ₃)CH ₂ CH ₂ OH	H ₂ NCH ₂ CH ₂ N(CH ₃)CH ₂ CH ₂ OH	—	—	—	—	—	—	53
(C ₆ H ₅ CH ₂) ₂ NC ₆ H ₅	C ₆ H ₅ NH ₂	Quant.	Pd-charcoal	Ethanol	25	1	—	15
(C ₆ H ₅ CH ₂) ₂ NCH ₂ CH ₂ CH(CO ₂ C ₂ H ₅) ₂	H ₂ NCH ₂ CH ₂ CH ₂ CO ₂ C ₂ H ₅	—	Pd	—	—	—	—	53
(C ₆ H ₅ CH ₂) ₂ NCH ₂ CO ₂ H	H ₂ NCH ₂ CO ₂ H	95	PdO	CH ₃ CO ₂ H	—	—	—	51
(C ₆ H ₅ CH ₂) ₂ NCH ₂ CO ₂ CH ₃	H ₂ NCH ₂ CO ₂ CH ₃	96	PdO	CH ₃ CO ₂ H	—	—	—	51
C ₆ H ₅ COCH ₂ N(CH ₂ C ₆ H ₅) ₂ ·HCl	C ₆ H ₅ COCH ₂ NH ₂	—	Pd-charcoal	H ₂ O	25	1	—	111
3,4-(HO) ₂ C ₆ H ₃ COCH ₂ N(CH ₂ C ₆ H ₅) ₂ ·HCl	3,4-(HO) ₂ C ₆ H ₃ COCH ₂ NH ₂	85	Pd-charcoal *	H ₂ O	25	10	5 hr.	116
<i>p</i> -HOC ₆ H ₄ COCH ₂ N(CH ₂ C ₆ H ₅) ₂ ·HCl	<i>p</i> -HOC ₆ H ₄ CHOCH ₂ NH ₂	86	Pd-charcoal	Ethanol	25	10	1 hr.	116

Note: References 84–165 are listed on pp. 325–326.

* With a higher ratio of catalyst to amine the carbonyl group was reduced to a hydroxyl group.

TABLE XI
MONODEBENZYLATION OF DIBENZYL TERTIARY AMINES

Substance Reduced	Product Isolated	Yield %	Catalyst	Solvent	Temperature °C.	Pressure atm.	Time	Reference
$(C_6H_5CH_2)_2NCH_2CH_2CH_2COCH_3$	$C_6H_5CH_2NHCH_2CH_2CH_2COCH_3$	—	Pd	—	—	—	—	53
		—	Pd-charcoal	—	—	—	—	54
		—	Pd-charcoal	—	—	—	—	54
		—	—	—	—	—	—	53
		75	PdO	Ethanol	—	—	—	51

Note: References 84-165 are listed on pp. 325-326.

TABLE XII
COMPETITIVE DEBENZYLATIONS

Substance Reduced	Product Isolated	Yield %	Catalyst	Solvent	Temperature °C.	Pressure atm.	Time	Reference
$p\text{-CH}_3\text{C}_6\text{H}_4\text{CH}_2\text{N}(\text{CH}_3)\text{CH}_2\text{C}_6\text{H}_5 \cdot \text{HCl}$	$p\text{-CH}_3\text{C}_6\text{H}_4\text{CH}_2\text{NHCH}_3 \cdot \text{HCl}$	Quant.	Pd-charcoal	CH_3OH	25	3	—	16
$p\text{-ClC}_6\text{H}_4\text{CH}_2\text{N}(\text{CH}_3)\text{CH}_2\text{C}_6\text{H}_5 \cdot \text{HCl}$	$p\text{-ClC}_6\text{H}_4\text{CH}_2\text{NHCH}_3 \cdot \text{HCl}$	—	Pd-charcoal	CH_3OH	25	3	—	16
$p\text{-CH}_3\text{OC}_6\text{H}_4\text{CH}_2\text{NHCH}_2\text{C}_6\text{H}_5 \cdot \text{HCl}$	$p\text{-CH}_3\text{OC}_6\text{H}_4\text{CH}_2\text{NH}_2 \cdot \text{HCl}$	Quant.	Pd-charcoal	Ethanol	65	3	—	16
$p\text{-CH}_3\text{OC}_6\text{H}_4\text{CH}_2\text{N}(\text{CH}_3)\text{CH}_2\text{C}_6\text{H}_5 \cdot \text{HCl}$	$p\text{-CH}_3\text{OC}_6\text{H}_4\text{CH}_2\text{NHCH}_3 \cdot \text{HCl}$	—	Pd-charcoal	Ethanol	25	3	—	16
$m\text{-CH}_3\text{OC}_6\text{H}_4\text{CH}_2\text{N}(\text{CH}_3)\text{CH}_2\text{C}_6\text{H}_4\text{OCH}_3 \cdot p \cdot \text{HCl}$	$m\text{-}$ and $p\text{-CH}_3\text{OC}_6\text{H}_4\text{CH}_2\text{NHCH}_3 \cdot \text{HCl}$	—	Pd-charcoal	Ethanol	65	3	—	16
$o\text{-CH}_3\text{OC}_6\text{H}_4\text{CH}_2\text{N}(\text{CH}_3)\text{CH}_2\text{C}_6\text{H}_4\text{OCH}_3 \cdot p \cdot \text{HCl}$	$o\text{-}$ and $p\text{-CH}_3\text{OC}_6\text{H}_4\text{CH}_2\text{NHCH}_3 \cdot \text{HCl}$	—	Pd-charcoal	Ethanol	65	3	—	16
$3,4\text{-(CH}_2\text{O}_2\text{)C}_6\text{H}_3\text{CH}_2\text{NHCH}_2\text{C}_6\text{H}_4\text{OCH}_3 \cdot p \cdot \text{HCl}$	$3,4\text{-(CH}_2\text{O}_2\text{)C}_6\text{H}_3\text{CH}_2\text{NH}_2 \cdot \text{HCl}$	Quant.	Pd-charcoal	Ethanol	75	3	—	16
$p\text{-CH}_3\text{OC}_6\text{H}_4\text{CH}_2\text{N}=\text{CHC}_6\text{H}_4\text{OCH}_2\text{C}_6\text{H}_5 \cdot p$	$p\text{-CH}_3\text{OC}_6\text{H}_4\text{CH}_2\text{NH}_2 \cdot \text{HCl}$ + $p\text{-HOC}_6\text{H}_4\text{CH}_3$	Quant.	Pd-charcoal	Ethanol + HCl	75	3	—	16
$p\text{-CH}_3\text{OC}_6\text{H}_4\text{CH}_2\text{NHCH}_2\text{C}_6\text{H}_4\text{OH} \cdot p \cdot \text{HCl}$	$p\text{-CH}_3\text{OC}_6\text{H}_4\text{CH}_2\text{NH}_2 \cdot \text{HCl}$ + $p\text{-HOC}_6\text{H}_4\text{CH}_3$	—	Pd-charcoal	Ethanol	75	3	—	16
$p\text{-O}_2\text{NC}_6\text{H}_4\text{CH}_2\text{N}(\text{CH}_3)\text{CH}_2\text{C}_6\text{H}_5 \cdot \text{HCl}$	$p\text{-H}_2\text{NC}_6\text{H}_4\text{CH}_2\text{NHCH}_3 \cdot 2\text{HCl}^*$	—	Pd-charcoal	Ethanol	25	3	—	16
$p\text{-Cl}(\text{CH}_3)_3\text{NC}_6\text{H}_4\text{CH}_2\text{NHCH}_2\text{C}_6\text{H}_5 \cdot \text{HCl}$	$p\text{-Cl}(\text{CH}_3)_3\text{NC}_6\text{H}_4\text{CH}_2\text{NH}_2 \cdot \text{HCl}$	—	Pd-charcoal	Ethanol	75	3	—	16
$[\alpha\text{-C}_{10}\text{H}_7\text{CH}_2\text{N}(\text{CH}_3)\text{CH}_2\text{C}_6\text{H}_4\text{C}_6\text{H}_5 \cdot p] \cdot \text{HCl}$	$\alpha\text{-C}_{10}\text{H}_7\text{CH}_2\text{NHCH}_3 \cdot \text{HCl}$ + $p\text{-C}_6\text{H}_5\text{C}_6\text{H}_4\text{CH}_2\text{NHCH}_3 \cdot \text{HCl}$	—	Pd-charcoal	CH_3OH	25	3	—	16
$\alpha\text{-C}_{10}\text{H}_7\text{CH}_2\text{N}(\text{CH}_3)\text{CH}_2\text{C}_6\text{H}_5 \cdot \text{HCl}$	$\text{C}_6\text{H}_5\text{CH}_2\text{NHCH}_3 \cdot \text{HCl}$	Quant.	Pd-charcoal	CH_3OH	25	3	—	16
$\beta\text{-C}_{10}\text{H}_7\text{CH}_2\text{N}(\text{CH}_3)\text{CH}_2\text{C}_6\text{H}_5 \cdot \text{HCl}$	$\text{C}_6\text{H}_5\text{CH}_2\text{NHCH}_3 \cdot \text{HCl}$	Quant.	Pd-charcoal	CH_3OH	25	3	—	16
$\alpha\text{-C}_{10}\text{H}_7\text{CH}_2\text{N}(\text{CH}_3)\text{CH}_2\text{C}_{10}\text{H}_7 \cdot \beta \cdot \text{HCl}$	$\alpha\text{-}$ and $\beta\text{-C}_{10}\text{H}_7\text{CH}_2\text{NHCH}_3 \cdot \text{HCl}$	Quant.	Pd-charcoal	CH_3OH	25	3	—	16
$p\text{-CH}_3\text{OC}_6\text{H}_4\text{CH}_2\text{N}(\text{CH}_3)\text{CH}_2\text{C}_6\text{H}_4\text{Cl} \cdot p \cdot \text{HCl}$	$p\text{-CH}_3\text{OC}_6\text{H}_4\text{CH}_2\text{NHCH}_3 \cdot \text{HCl}$	—	Pd-charcoal	Ethanol	65	3	Slow †	59, 147
$[p\text{-CH}_3\text{OC}_6\text{H}_4\text{CH}_2\text{N}(\text{CH}_3)_2\text{CH}_2\text{C}_6\text{H}_4\text{Cl} \cdot p] \text{Cl}$	$p\text{-ClC}_6\text{H}_4\text{CH}_2\text{N}(\text{CH}_3)_2 \cdot \text{HCl}$	50	Pd-charcoal	Abs. ethanol	25	3	Moderate †	59, 147
$p\text{-CH}_3\text{OC}_6\text{H}_4\text{CH}_2\text{N}(\text{CH}_3)\text{CH}_2\text{C}_6\text{H}_4\text{CO}_2\text{CH}_3 \cdot p \cdot \text{HCl}$	$p\text{-CH}_3\text{C}_6\text{H}_4\text{CO}_2\text{CH}_3$	30	Pd-charcoal	CH_3OH	65	3	Slow †	59, 147
	$p\text{-CH}_3\text{OC}_6\text{H}_4\text{CH}_2\text{NHCH}_3 \cdot \text{HCl}$	30						
	$p\text{-CH}_3\text{O}_2\text{CC}_6\text{H}_4\text{CH}_2\text{NHCH}_3 \cdot \text{HCl}$	—						

$[p\text{-CH}_3\text{OC}_6\text{H}_4\text{CH}_2\text{N}(\text{CH}_3)_2\text{CH}_2\text{C}_6\text{H}_4\text{NHCOCH}_3\text{-}p\text{-}]\text{Cl}$	$p\text{-CH}_3\text{CONHC}_6\text{H}_4\text{CH}_3$ $p\text{-CH}_3\text{CONHC}_6\text{H}_4\text{CH}_2\text{N}(\text{CH}_3)_2 \cdot \text{HCl}$ 30 $p\text{-CH}_3\text{OC}_6\text{H}_4\text{CH}_2\text{N}(\text{CH}_3)_2 \cdot \text{HCl}$ 10	40	Pd-charcoal	CH_3OH	25	3	Fast †	59, 147
$p\text{-CH}_3\text{OC}_6\text{H}_4\text{CH}_2\text{N}(\text{CH}_3)\text{CH}_2\text{C}_6\text{H}_4\text{NO}_2\text{-}p \cdot \text{HCl}$	$p\text{-CH}_3\text{C}_6\text{H}_4\text{NH}_2 \cdot \text{HCl}$ $p\text{-CH}_3\text{OC}_6\text{H}_4\text{CH}_2\text{NHCH}_3 \cdot \text{HCl}$ 70 90	70	Pd-charcoal	CH_3OH	25	3	Moderate †	59, 147
$p\text{-CH}_3\text{OC}_6\text{H}_4\text{CH}_2\text{N}(\text{CH}_3)\text{CH}_2\text{C}_6\text{H}_4\text{NO}_2\text{-}p$	$[p\text{-CH}_3\text{OC}_6\text{H}_4\text{CH}_2\text{N}(\text{CH}_3)\text{CH}_2\text{C}_6\text{H}_4\text{NH}_2\text{-}p]2\text{HCl}$	—	Pd-charcoal	$\text{CH}_3\text{OH} + 10$ eq. HCl	65	3	Fast †	59, 147
$[p\text{-CH}_3\text{OC}_6\text{H}_4\text{CH}_2\text{N}(\text{CH}_3)_2\text{CH}_2\text{C}_6\text{H}_4\text{NH}_3\text{-}p]\text{Cl}_2$	$p\text{-CH}_3\text{C}_6\text{H}_4\text{NH}_2 \cdot \text{HCl}$ $p\text{-CH}_3\text{OC}_6\text{H}_4\text{CH}_2\text{N}(\text{CH}_3)_2 \cdot \text{HCl}$ 80 90	80	Pd-charcoal	$\text{CH}_3\text{OH} + \text{HCl}$	25	3	Moderate †	59, 147
$p\text{-CH}_3\text{C}_6\text{H}_4\text{CH}_2\text{N}(\text{CH}_3)\text{CH}_2\text{C}_6\text{H}_4\text{Cl-}p \cdot \text{HCl}$	$p\text{-ClC}_6\text{H}_4\text{CH}_2\text{NHCH}_3 \cdot \text{HCl}$ 85-90	85-90	Pd-charcoal	CH_3OH	25	3	Slow †	59, 147
$p\text{-CH}_3\text{C}_6\text{H}_4\text{CH}_2\text{N}(\text{CH}_3)\text{CH}_2\text{C}_6\text{H}_4\text{CO}_2\text{CH}_3\text{-}p \cdot \text{HCl}$	$p\text{-CH}_3\text{O}_2\text{CC}_6\text{H}_4\text{CH}_2\text{NHCH}_3 \cdot \text{HCl}$ 70 $p\text{-CH}_3\text{O}_2\text{CC}_6\text{H}_4\text{CH}_3$ 10	70	Pd-charcoal	CH_3OH	25	3	Slow †	59, 147
$p\text{-CH}_3\text{C}_6\text{H}_4\text{CH}_2\text{N}(\text{CH}_3)\text{CH}_2\text{C}_6\text{H}_4\text{NO}_2\text{-}p \cdot \text{HCl}$	$p\text{-CH}_3\text{C}_6\text{H}_4\text{NH}_2 \cdot \text{HCl}$ 95-100 $p\text{-CH}_3\text{C}_6\text{H}_4\text{CH}_2\text{NHCH}_3 \cdot \text{HCl}$ 65-70	95-100	Pd-charcoal	CH_3OH	25	3	Slow †	59, 147
$p\text{-CH}_3\text{C}_6\text{H}_4\text{CH}_2\text{N}(\text{CH}_3)\text{CH}_2\text{C}_6\text{H}_4\text{NO}_2\text{-}p \cdot \text{HCl}$	$p\text{-H}_2\text{NC}_6\text{H}_4\text{CH}_2\text{NHCH}_3 \cdot 2\text{HCl}$	15	Pd-charcoal	$\text{CH}_3\text{OH} + 20$ eq. HCl	65	3	Slow †	59, 147
$p\text{-O}_2\text{NC}_6\text{H}_4\text{CH}_2\text{N}(\text{CH}_3)\text{CH}_2\text{C}_6\text{H}_4\text{Cl-}p \cdot \text{HCl}$	$\text{C}_6\text{H}_5\text{CH}_2\text{NHCH}_3 \cdot \text{HCl}$ 20 $p\text{-CH}_3\text{C}_6\text{H}_4\text{NH}_2 \cdot \text{HCl}$ 60	20	Pd-charcoal	CH_3OH	25	3	Slow †	59, 147

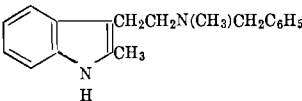
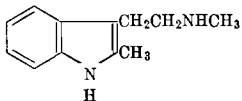
Note: References 84-165 are listed on pp. 325-326.

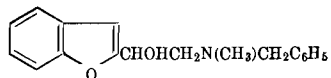
* When 13 moles of hydrogen chloride was present, the benzyl group was not removed; when 34 moles of hydrogen chloride was present, the benzyl group was removed.

† Although the approximate times for reduction are included where known, the value of this information is only relative for the total time is a function of many factors, among which must be the amounts of catalyst and substrate. Rarely is the rate of reduction a straight line function of time. For the examples cited in the above table, Baltzy¹⁴⁷ considers that during an early stage of debenzylation an absorption of 1 mmole/5 min. or less is slow; 1 mmole/3 min. to 1 mmole/1 min. is moderate; and any absorption taking place more rapidly is fast.

TABLE XIII

MONODEBENZYLATION TO SECONDARY AMINES

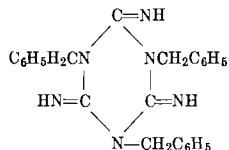
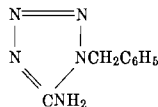
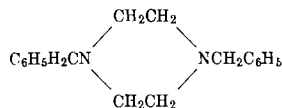
Substance Reduced	Product Isolated	Yield %	Catalyst	Solvent	Temperature °C.	Pressure atm.	Time	Reference
2,5-Bis(dimethylaminomethyl)hydroquinone	2,5-Dimethylhydroquinone + (CH ₃) ₂ NH	23	Copper chromium oxide	Dioxane	165	170	4 hr.	61
2-Dimethylaminomethyl-3,5-dimethylphenol	2,3,5-Trimethylphenol + (CH ₃) ₂ NH	58	Copper chromium oxide	Dioxane	165	177	4 hr.	61
C ₆ H ₅ CH ₂ N(CH ₃)C ₂ H ₅	CH ₃ NHC ₂ H ₅	—	PtO ₂	CH ₃ CO ₂ H	65-75	3	8 hr.	52
C ₆ H ₅ CH ₂ N(CH ₃)C ₄ H _{9-n}	CH ₃ NHC ₄ H _{9-n}	—	PtO ₂	CH ₃ CO ₂ H	65-75	3	8 hr.	52
C ₆ H ₅ CH ₂ N(CH ₃)C ₆ H _{11-n}	CH ₃ NHC ₆ H _{11-n}	—	PtO ₂	CH ₃ CO ₂ H	65-75	3	8 hr.	52
C ₆ H ₅ CH ₂ N(CH ₃)C ₁₂ H _{25-n}	CH ₃ NHC ₁₂ H _{25-n}	—	PtO ₂	CH ₃ CO ₂ H	65-75	3	8 hr.	52
C ₆ H ₅ CH ₂ N(CH ₃)C ₁₆ H _{33-n}	CH ₃ NHC ₁₆ H _{33-n}	92	PdO	CH ₃ CO ₂ H	—	1	—	51
C ₆ H ₅ CH ₂ N(C ₂ H ₅)C ₃ H _{7-n}	C ₂ H ₅ NHC ₃ H _{7-n}	—	PtO ₂	CH ₃ CO ₂ H	65-75	3	8 hr.	52
C ₆ H ₅ CH ₂ N(C ₂ H ₅)C ₄ H _{9-n}	C ₂ H ₅ NHC ₄ H _{9-n}	—	PtO ₂	CH ₃ CO ₂ H	65-75	3	8 hr.	52
C ₆ H ₅ CH ₂ N(C ₂ H ₅)C ₆ H _{11-n}	C ₂ H ₅ NHC ₆ H _{11-n}	—	PtO ₂	CH ₃ CO ₂ H	65-75	3	8 hr.	52
C ₆ H ₅ CH ₂ N(C ₃ H _{7-n})C ₄ H _{9-n}	n-C ₃ H ₇ NHC ₄ H _{9-n}	—	PtO ₂	CH ₃ CO ₂ H	65-75	3	8 hr.	52
C ₆ H ₅ CH ₂ N(C ₄ H _{9-n})C ₆ H _{11-n}	n-C ₄ H ₉ NHC ₆ H _{11-n}	—	PtO ₂	CH ₃ CO ₂ H	65-75	3	8 hr.	52
C ₆ H ₅ CH ₂ N(C ₆ H _{13-n}) ₂	(n-C ₆ H ₁₃) ₂ NH	Quant.	PtO ₂	CH ₃ CO ₂ H	70	—	6 hr.	60
C ₆ H ₅ CH ₂ N(C ₇ H _{15-n}) ₂	(n-C ₇ H ₁₅) ₂ NH	Quant.	PtO ₂	CH ₃ CO ₂ H	70	—	6 hr.	60
C ₆ H ₅ CH ₂ N(C ₁₁ H _{25-n}) ₂	n-C ₆ H ₁₁ CH ₂ N(C ₁₂ H _{25-n}) ₂	84	PtO ₂	CH ₃ CO ₂ H	—	—	—	51
C ₆ H ₅ N(CH ₃)CH ₂ C ₆ H ₅	C ₆ H ₅ NHCH ₃	Quant.	Pd-charcoal	Ethanol	25	1	—	13
C ₆ H ₅ N(C ₂ H ₅)CH ₂ C ₆ H ₅	C ₆ H ₅ NHC ₂ H ₅	Quant.	Pd-charcoal	Ethanol	25	1	—	13
		—	—	—	—	—	—	53
C ₆ H ₅ CHOHCH(CH ₃)N(CH ₃)CH ₂ C ₆ H ₅	C ₆ H ₅ CHOHCH(CH ₃)NHCH ₃	Quant.	—	Ethanol	25	1	—	148
2,5-(CH ₃ O) ₂ C ₆ H ₃ C(OH)(CH ₃)CH ₂ N(CH ₃)CH ₂ C ₆ H ₅	2,5-(CH ₃ O) ₂ C ₆ H ₃ C(OH)(CH ₃)CH ₂ NHCH ₃	—	PtO ₂	—	—	—	—	149



p-HOC₆H₄COCH₂N(CH₃)CH₂C₆H₅ · HCl
 3-F-4-HOC₆H₃COCH₂N(CH₃)CH₂C₆H₅ · HCl
 3-Cl-4-HOC₆H₃COCH₂N(CH₃)CH₂C₆H₅ · HCl
 3,4-(HO)₂C₆H₃COCH₂N(CH₃)CH₂C₆H₅

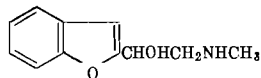
C₆H₅COCH₂N(CH₃)CH₂C₆H₅ · HCl
 C₆H₅COCH(CH₃)N(CH₃)CH₂C₆H₅
 C₆H₅COCH₂N(CH₃)CH₂C₆H₅ · HCl
 C₆H₅COCH(CH₃)N(CH₃)CH₂C₆H₅
 C₆H₅COCH(CH₃)N(CH₃)CH₂C₆H₅

C₆H₅COCH(CH₃)N(CH₃)CH₂C₆H₅
 C₆H₅COCH(C₂H₅)N(CH₃)CH₂C₆H₅



(C₆H₅CH₂)₂NCH₂CH₂CH₂COCH₃
 2,5-(CH₃O)₂C₆H₃COCH₂N(CH₃)CH₂C₆H₅

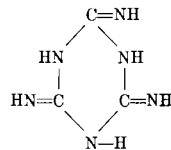
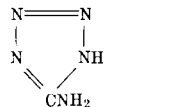
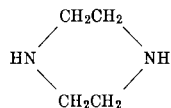
Note: References 84-165 are listed on pp. 325-326.



p-HOC₆H₄CHOHCH₂NHCH₃ · HCl
 3-F-4-HOC₆H₃CHOHCH₂NHCH₃ · HCl
 3-Cl-4-HOC₆H₃CHOHCH₂NHCH₃ · HCl
 3,4-(HO)₂C₆H₃CHOHCH₂NHCH₃

C₆H₅CHOHCH₂NHCH₃ · HCl
 C₆H₅CHOHCH(CH₃)NHCH₃
 C₆H₅CHOHCH₂NHCH₃ · HCl
 C₆H₅CHOHCH(CH₃)NHCH₃
 C₆H₅CHOHCH(CH₃)NHCH₃

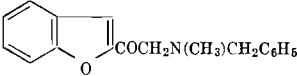
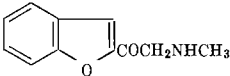
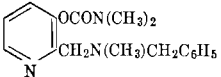
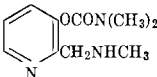
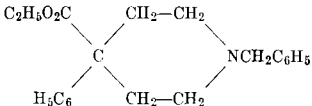
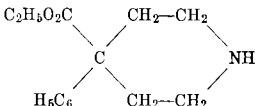
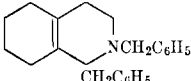
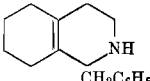
C₆H₅CHOHCH(CH₃)NHCH₃
 C₆H₅CHOHCH(C₂H₅)NHCH₃



C₆H₅CH₂NHCH₂CH₂CH₂CH(CH₃)NH₂
 2,5-(CH₃O)₂C₆H₃CHOHCH₂NHCH₃

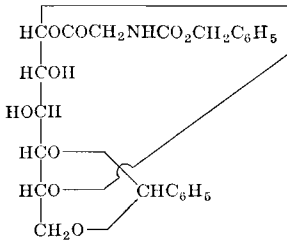
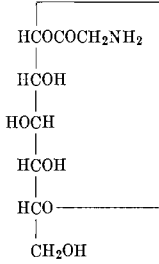
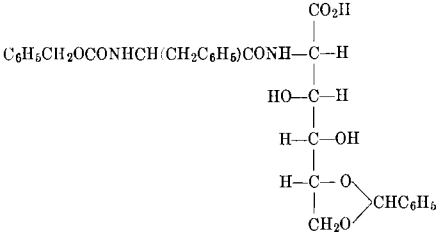
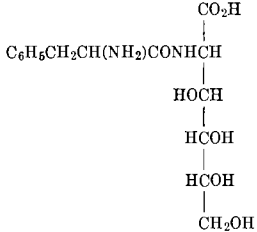
—	Pd-charcoal	—	—	—	—	—	54
—	Nickel	H ₂ O	80-90	40	1 hr.	150	
85	Pt black	Abs. CH ₃ OH	25	3	12 hr.	151	
95	Pt black	Abs. CH ₃ OH	25	3	8-12 hr.	151	
—	Pd-acacia	2 N HCl	25	1	—	152	
—	Nickel	H ₂ O	90	50	—	150	
—	Ni: Co: Cu, 10: 6: 1	H ₂ O	90-100	40	1 hr.	150	
—	Ni: Co, 3: 1	H ₂ O	90	50	—	150	
—	Nickel	Dil. ethanol	90-100	40	1 hr.	150	
—	Pd black	Dil. ethanol	25	1	—	152	
—	Pd-acacia	2 N HCl	25	1	—	152	
—	Pd	—	—	—	—	27	
92	PdO	CH ₃ CO ₂ H	—	—	—	51	
95	PdO	CH ₃ CO ₂ H	—	—	—	51	
94	PdO	Ethanol	—	—	—	51	
—	Nickel	NH ₃	—	—	—	53	
—	PtO ₂	—	—	—	—	149	

TABLE XIII—Continued
MONODEBENZYLTION TO SECONDARY AMINES

Substance Reduced	Product Isolated	Yield %	Catalyst	Solvent	Temperature °C.	Pressure atm.	Time	Reference
		—	Pd-charcoal	—	—	—	—	54
(C ₆ H ₅ CH ₂) ₃ N	(C ₆ H ₅ CH ₂) ₂ NH	97	PdO	Ethanol	—	1	—	51
		—	Pd-charcoal	CH ₃ OH	25	1	140 min	153
3,5-(CH ₃ O) ₂ C ₆ H ₃ COCH ₂ N(CH ₂ C ₆ H ₅) ₂	3,5-(CH ₃ O) ₂ C ₆ H ₃ COCH ₂ NHCH ₂ C ₆ H ₅	87-94	Pd	Ethanol	45	—	—	154
		92-98	Pd sponge	Ethanol	50	—	—	155, 156
		—	Pd-charcoal	CH ₃ OH	—	—	—	157

Note: References 84-165 are listed on pp. 325-326.

TABLE XIV
SIMULTANEOUS O- AND N-DEBENZYLATIONS

Substance Reduced	Product Isolated	Yield %	Catalyst	Solvent	Temperature °C.	Pressure atm.	Time	Reference
$m\text{-C}_6\text{H}_5\text{CH}_2\text{OC}_6\text{H}_4\text{COCH}(\text{CH}_3)\text{N}(\text{CH}_2\text{C}_6\text{H}_5)_2$	$m\text{-HOC}_6\text{H}_4\text{CHOHCH}(\text{CH}_3)\text{NH}_2$	—	Pd	—	—	—	—	158
$p\text{-C}_6\text{H}_5\text{CH}_2\text{OC}_6\text{H}_4\text{COCH}(\text{CH}_3)\text{N}(\text{CH}_2\text{C}_6\text{H}_5)_2$	$p\text{-HOC}_6\text{H}_4\text{CHOHCH}(\text{CH}_3)\text{NH}_2$	—	Pd	—	—	—	—	158
$3,4\text{-(C}_6\text{H}_5\text{CH}_2\text{O)}_2\text{C}_6\text{H}_3\text{COCH}(\text{CH}_3)\text{N}(\text{CH}_2\text{C}_6\text{H}_5)_2$	$3,4\text{-(HO)}_2\text{C}_6\text{H}_3\text{CHOHCH}(\text{CH}_3)\text{NH}_2$	—	Pd	—	—	—	—	158
$3,4\text{-(C}_6\text{H}_5\text{CH}_2\text{O)}_2\text{C}_6\text{H}_3\text{COCH}(\text{C}_2\text{H}_5)\text{NHC}(\text{C}_6\text{H}_5)_2$	$3,4\text{-(HO)}_2\text{C}_6\text{H}_3\text{CHOHCH}(\text{C}_2\text{H}_5)\text{NH}_2$	60	Pd sponge	Abs. ethanol	55	3	—	14
$p\text{-CH}_3\text{C}_6\text{H}_4\text{COCH}(\text{C}_2\text{H}_5)\text{N}(\text{CH}_3)\text{CH}_2\text{C}_6\text{H}_5$	$p\text{-CH}_3\text{C}_6\text{H}_4\text{CH}_2\text{CH}(\text{C}_2\text{H}_5)\text{NHCH}_3$	—	Pd-BaSO ₄	CH ₃ CO ₂ H + HClO ₄	—	—	—	27
		80	Pd black	Dil. CH ₃ CO ₂ H + H ₂ SO ₄	—	—	—	159
		—	Pd black	Dil. CH ₃ OH + CH ₃ CO ₂ H	—	—	3-4 hr.	160

Note: References 84-165 are listed on pp. 325-326.

TABLE XIV—Continued
SIMULTANEOUS O- AND N-DEBENZYLATION

Substance Reduced	Product Isolated	Yield % Quant.	Catalyst Pd black	Solvent Dil. $\text{CH}_3\text{CO}_2\text{H}$ + H_2SO_4	Tem- pera- ture °C.	Pres- sure atm.	Time	Refer- ence
$\begin{array}{c} \text{HC}-\text{OCOCH}_2\text{NHCO}_2\text{CH}_2\text{C}_6\text{H}_5 \\ \text{HC}-\text{OCOCH}_2\text{NHCO}_2\text{CH}_2\text{C}_6\text{H}_6 \\ \text{C}_6\text{H}_5\text{CH}_2\text{OCONHCH}_2\text{COOC}-\text{H} \\ \text{HC}-\text{O} \\ \text{HC}-\text{O} \\ \text{CH}_2\text{O} \end{array}$ <p style="text-align: center;">CHC_6H_5</p>	$\begin{array}{c} \text{HCOCOCH}_2\text{NH}_2 \\ \text{HCOCOCH}_2\text{NH}_2 \\ \text{H}_2\text{NCH}_2\text{COOCH} \\ \text{HCOH} \\ \text{HC}-\text{O} \\ \text{CH}_2\text{OH} \end{array}$				—	—	—	159
$\begin{array}{c} \text{CO}_2\text{H} \\ \\ \text{C}_6\text{H}_5\text{CH}_2\text{OCONHCH} \\ \\ \text{HOCH} \\ \\ \text{HCOH} \\ \\ \text{HCO} \\ \\ \text{CH}_2\text{O} \end{array}$ <p style="text-align: center;">CHC_6H_5</p>	$\begin{array}{c} \text{CO}_2\text{H} \\ \\ \text{H}_2\text{NCH} \\ \\ \text{HOCH} \\ \\ \text{HCOH} \\ \\ \text{HCOH} \\ \\ \text{CH}_2\text{OH} \end{array}$	66	Pd black	$\text{CH}_3\text{OH} + \text{CH}_3\text{CO}_2\text{H}$	—	—	—	160
$\begin{array}{c} \text{p}-\text{C}_6\text{H}_5\text{CH}_2\text{OC}_6\text{H}_4\text{COCH}_2\text{N}(\text{CH}_3)\text{CH}_2\text{C}_6\text{H}_5 \\ \\ \text{CH}_2\text{O} \end{array}$	$\begin{array}{c} \text{p}-\text{HOC}_6\text{H}_4\text{COCH}_2\text{NHCH}_3 \\ \\ \text{CH}_2\text{OH} \end{array}$	—	—	—	—	—	—	161

Note: References 84-165 are listed on pp. 325-326.

TABLE XV

QUATERNARY AMMONIUM COMPOUNDS

Substance Reduced	Product Isolated	Yield %	Catalyst	Solvent	Temperature °C.	Pressure atm.	Time	Reference
$[(C_6H_5CH_2)_3N(CH_3)]OH$	$C_6H_5CH_2NHCH_3$	—	PdO	Ethanol	—	—	—	51
$[C_6H_5CH_2N(CH_3)_2C_6H_5]Cl$	$C_6H_{11}N(CH_3)_2$	—	PdO	Ethanol	—	—	—	51

Note: References 84-165 are listed on pp. 325-326.

TABLE XVI

REDUCTIONS WITH NICKEL-ALUMINUM ALLOY²⁴

Substance Reduced	Product Isolated	Yield %
$C_6H_5CH_2OH$	$C_6H_5CH_3$	70
C_6H_5CHO	$C_6H_5CH_3$	60
<i>o</i> - $HOC_6H_4CH_2OH$	<i>o</i> - $HOC_6H_4CH_3$	85
<i>o</i> - HOC_6H_4CHO	<i>o</i> - $HOC_6H_4CH_3$	75
<i>p</i> - HOC_6H_4CHO	<i>p</i> - $HOC_6H_4CH_3$	80
$C_6H_5COCH_3$	$C_6H_5C_2H_5$	70
<i>m</i> - $O_2NC_6H_4COCH_3$	<i>m</i> - $H_2NC_6H_4C_2H_5$	76
<i>p</i> - $HOC_6H_4COCH_3$	<i>p</i> - $HOC_6H_4C_2H_5$	72
<i>p</i> - $HOC_6H_4COC_2H_5$	<i>p</i> - $HOC_6H_4CH_2C_2H_5$	78
<i>p</i> - $HOC_6H_4COC_6H_5$	<i>p</i> - $HOC_6H_4CH_2C_6H_5$	90
$C_6H_5COCH_2C_6H_5$	$C_6H_5CH_2CH_2C_6H_5$	70
$C_6H_5CHOHCOC_6H_5$	$C_6H_5CH_2CH_2C_6H_5$	50

TABLE XVII
BENZYL THIO ETHERS

Substance Reduced	Product Isolated	Yield %	Catalyst	Solvent	Temperature °C.	Pressure atm.	Time	Reference
$C_6H_5CH_2SCH_2CH(NH_2)CO_2H$	$HSCH_2CH(NH_2)CO_2H$	Excellent	Na	Liq. NH_3	—	—	—	50
$C_6H_5CH_2SCH_2CH_2CH(NH_2)CO_2H$	$HSCH_2CH_2CH(NH_2)CO_2H$	78	Na	Liq. NH_3	—	—	—	67, 83
$C_6H_5CH_2S-\overset{\text{H}}{\underset{\text{D}}{\text{C}}}-\overset{\text{H}}{\underset{\text{D}}{\text{C}}}-CH(NH_2)CO_2H$	$HS-\overset{\text{H}}{\underset{\text{D}}{\text{C}}}-\overset{\text{H}}{\underset{\text{D}}{\text{C}}}-CH(NH_2)CO_2H$	90	Na	Liq. NH_3	—	—	—	68
$C_6H_5CH_2SCH(CH_3)CH(NH_2)CO_2H$	$HSCH(CH_3)CH(NH_2)CO_2H$	75	Na	Liq. NH_3	—	—	—	69
$C_6H_5CH_2SCH_2C_6H_5$	$C_6H_5CH_3$	85	Ni-H	Ethanol	Reflux	—	—	66
$SCH_2CH(CO_2H)NHCOCH_2NHCO_2CH_2C_6H_5$	$SCH_2CH(CO_2H)NHCOCH_2NH_2$	54	Na	Liq. NH_3	—	—	—	82
$SCH_2CH(CO_2H)NHCOCH_2NHCO_2CH_2C_6H_5$	$SCH_2CH(CO_2H)NHCOCH_2NH_2$	—	Na	Liq. NH_3	—	—	—	162
$\begin{array}{l} \text{CH}_2\text{S} \\ \\ \text{CH-S} \end{array} \text{CHC}_6\text{H}_5$	$\begin{array}{l} \text{CH}_2\text{SH} \\ \\ \text{CHSH} \end{array}$	—	Na	Liq. NH_3	—	—	—	162
$\begin{array}{l} \text{CH}_2\text{OH} \\ \\ \text{CH}_2\text{SCH}_2\text{C}_6\text{H}_5 \\ \\ \text{CHSCH}_2\text{C}_6\text{H}_5 \\ \\ \text{CH}_2\text{OH} \end{array}$	$\begin{array}{l} \text{CH}_2\text{OH} \\ \\ \text{CH}_2\text{SH} \\ \\ \text{CHSH} \\ \\ \text{CH}_2\text{OH} \end{array}$	—	Na	Liq. NH_3	—	—	—	162
$(CH_3)_2C(SCH_2C_6H_5)CH(NHCOCH_3)CO_2H$	$(CH_3)_2C(SH)CH(NH_2)CO_2H$	61	Na	Liq. NH_3	—	—	—	163
$C_6H_5CH_2SCH_2CH(NHCO_2CH_2C_6H_5)CONHCH_2CO_2H$	$HSCH_2CH(NH_2)CONHCH_2CO_2H$	71	Na	Liq. NH_3	—	—	—	164
$HO_2CCH(NHCO_2CH_2C_6H_5)CH_2CH_2CONHCH(CH_2SH)CONHCH_2CO_2H$	$HO_2CCH(NH_2)CH_2CH_2CONHCH(CH_2SH)CONHCH_2CO_2H$	—	Na	Liq. NH_3	—	—	—	164
$\begin{array}{l} \text{CH}_2-\text{CH}_2 \\ \quad \\ \text{CH}_2 \quad \text{CH}_2 \end{array}$	$\begin{array}{l} \text{CH}_2-\text{CH}_2 \\ \quad \\ \text{CH}_2 \quad \text{CH}_2 \\ \quad \\ \text{CH}_2 \quad \text{CH}_2 \end{array}$	—	Na	Liq. NH_3	—	—	—	165
$\begin{array}{l} \text{CH}_2 \quad \text{CHCONHCH(CH}_2\text{SCH}_2\text{C}_6\text{H}_5\text{)CONHCH(CO}_2\text{H)CH}_2\text{C}_6\text{H}_4\text{OH-}p \\ \quad \\ \text{NCO}_2\text{CH}_2\text{C}_6\text{H}_5 \end{array}$	$\begin{array}{l} \text{CH}_2 \quad \text{CHCONHCH(CH}_2\text{SH)CONHCH(CO}_2\text{H)CH}_2\text{C}_6\text{H}_4\text{OH-}p \\ \quad \\ \text{NH} \end{array}$							

Note: References 84-165 are listed on pp. 325-326.

REFERENCES TO TABLES I-XVII

- ⁸⁴ Nightingale and Radford, *J. Org. Chem.*, **14**, 1089 (1949).
⁸⁵ Reeve and Sterling, *J. Am. Chem. Soc.*, **71**, 3657 (1949).
⁸⁶ Johnson, Goldman, and Schneider, *J. Am. Chem. Soc.*, **67**, 1357 (1945).
⁸⁷ Johnson and Jones, *J. Am. Chem. Soc.*, **69**, 792 (1947).
⁸⁸ Kindler and Kwok, *Ann.*, **554**, 9 (1943).
⁸⁹ Kindler and Schrader, *Ann.*, **564**, 49 (1949).
⁹⁰ Miller, Hartung, Rock, and Crossley, *J. Am. Chem. Soc.*, **60**, 7 (1938).
⁹¹ Fieser and Cason, *J. Am. Chem. Soc.*, **62**, 1295 (1940).
⁹² Fieser and Daudt, *J. Am. Chem. Soc.*, **63**, 782 (1941).
⁹³ Kindler, Hedemann, and Scharfe, *Ann.*, **560**, 215 (1948).
⁹⁴ Horning and Reisner, *J. Am. Chem. Soc.*, **71**, 1036 (1949).
⁹⁵ Horning and Reisner, *J. Am. Chem. Soc.*, **70**, 3619 (1948).
⁹⁶ Legerlotz, Ger. pat. 522,790 [*C. A.*, **28**, 2723 (1934)].
⁹⁷ Brown, Bryan, and Enos, *J. Org. Chem.*, **11**, 384 (1946).
⁹⁸ Bruckner and von Fodor, *Ber.*, **76**, 466 (1943).
⁹⁹ Fischer and Baer, *Ber.*, **65**, 345 (1932).
¹⁰⁰ Freudenberg, Dürr, and Hochstetter, *Ber.*, **61**, 1735 (1928).
¹⁰¹ Verkade, Cohen, and Vroege, *Rec. trav. chim.*, **59**, 1123 (1940).
¹⁰² Verkade, Tollenaar, and Posthumus, *Rec. trav. chim.*, **61**, 373 (1942).
¹⁰³ Cavallito and Buck, *J. Am. Chem. Soc.*, **65**, 2140 (1943).
¹⁰⁴ McPhee, U. S. pat. 2,503,285 [*C. A.*, **44**, 6885 (1950)].
¹⁰⁵ McPhee, U. S. pat. 2,505,645 [*C. A.*, **44**, 6886 (1950)].
¹⁰⁶ Fodor and Kovacs, *J. Am. Chem. Soc.*, **71**, 1045 (1949).
¹⁰⁷ Gardner, Wenis, and Lee, *J. Org. Chem.*, **15**, 841 (1950).
¹⁰⁸ Clarke and Robertson, *J. Chem. Soc.*, **1949**, 302.
¹⁰⁹ Baxter, Ramage, and Timson, *J. Chem. Soc.*, **1949**, S 30.
¹¹⁰ Kovacs and Horvath, *J. Org. Chem.*, **14**, 306 (1949).
¹¹¹ Foster, Howell, and Robertson, *J. Chem. Soc.*, **1939**, 930.
¹¹² Clarke, Glaser, and Robertson, *J. Chem. Soc.*, **1948**, 2260.
¹¹³ Bruckner, Fodor, Kovacs, and Kiss, *J. Am. Chem. Soc.*, **70**, 2697 (1948).
¹¹⁴ R. Simonoff, unpublished work.
¹¹⁵ Heinzelmann, Aspergren, and Hunter, *J. Org. Chem.*, **14**, 907 (1949).
¹¹⁶ Karrer and Ruttner, *Helv. Chim. Acta*, **33**, 812 (1950).
¹¹⁷ Corwin and Damerel, *J. Am. Chem. Soc.*, **65**, 1974 (1943).
¹¹⁸ Meyer, Hobby, and Chaffee, *Science*, **97**, 205 (1943).
¹¹⁹ Cavallito and Harley, *J. Org. Chem.*, **15**, 815 (1950).
¹²⁰ Hardegger, El Heweicki, and Robinet, *Helv. Chim. Acta*, **31**, 439 (1948).
¹²¹ Bowman, *Nature*, **162**, 111 (1948).
¹²² Atherton, Openshaw, and Todd, *J. Chem. Soc.*, **1945**, 382.
¹²³ Atherton and Todd, *J. Chem. Soc.*, **1947**, 674.
¹²⁴ Atherton, Bergel, Cohen, Haworth, Openshaw, and Todd, Brit. pat. 593,480 [*C. A.*, **42**, 2281 (1948)].
¹²⁵ Fischer and Waibel, *Ann.*, **512**, 195 (1934).
¹²⁶ Bergmann, Zervas, and Ross, *J. Biol. Chem.*, **111**, 245 (1935).
¹²⁷ Bergmann, Zervas, and Fruton, *J. Biol. Chem.*, **115**, 593 (1936).
¹²⁸ Bergmann, Zervas, Fruton, Schneider, and Schleich, *J. Biol. Chem.*, **109**, 325 (1935).
¹²⁹ Prelog and Wieland, *Helv. Chim. Acta*, **29**, 1128 (1946).
¹³⁰ Bergmann and Ross, *J. Am. Chem. Soc.*, **58**, 1503 (1936).
¹³¹ Bergmann, *Science*, **79**, 439 (1934).
¹³² Bergmann, Zervas, and Rinke, *Z. physiol. Chem.*, **224**, 40 (1934).
¹³³ Bergmann, Zervas, Rinke, and Schleich, *Z. physiol. Chem.*, **224**, 26 (1934).
¹³⁴ Bergmann and Fruton, *J. Biol. Chem.*, **118**, 405 (1937).
¹³⁵ Bergmann, Zervas, Salzman, and Schleich, *Z. physiol. Chem.*, **224**, 17 (1934).

- ¹³⁵ Schott, Larkin, Rockland, and Dunn, *J. Org. Chem.*, **12**, 494 (1947).
¹³⁷ Chow, M. S. thesis, University of Maryland, 1950.
¹³⁸ Karrer and Heynemann, *Helv. Chim. Acta*, **31**, 398 (1948).
¹³⁹ Harris and Work, *Nature*, **161**, 804 (1948).
¹⁴⁰ Synge, *Biochem. J.*, **42**, 99 (1948).
¹⁴¹ May and Mosettig, *J. Org. Chem.*, **15**, 890 (1950).
¹⁴² Neuburger and Pitt Rivers, *J. Chem. Soc.*, **1939**, 122.
¹⁴³ Mattocks and Hartung, *J. Biol. Chem.*, **165**, 501 (1946).
¹⁴⁴ N. Levin, private communication.
¹⁴⁵ McMillan and Albertson, *J. Am. Chem. Soc.*, **70**, 3778 (1948).
¹⁴⁶ Simonoff and Hartung, *J. Am. Pharm. Assoc.*, **35**, 306 (1946).
¹⁴⁷ R. Baltzly, private communication; cf. ref. 59.
¹⁴⁸ Stolz and Flaecher, Ger. pat. 527,620 [*Frdl.*, **17**, 2513 (1932)]; Brit. pat. 318,488 [*C. A.*, **24**, 2240 (1930)].
¹⁴⁹ Baltzly and Buck, *J. Am. Chem. Soc.*, **62**, 164 (1940).
¹⁵⁰ Stolz, Hallensleben, and Kross, Ger. pat. 526,087 [*Frdl.*, **17**, 463 (1932)].
¹⁵¹ Fosdick, Fancher, and Uhrbach, *J. Am. Chem. Soc.*, **68**, 840 (1946).
¹⁵² Stolz and Bottcher, Ger. pat. 524,717 [*Frdl.*, **17**, 2515 (1932)].
¹⁵³ Aeschlimann and Stempel, U. S. pat. 2,512,732 [*C. A.*, **44**, 8961 (1950)].
¹⁵⁴ U. S. Dept. of Commerce, Office of Technical Services, **PB 981**, 71 (1945).
¹⁵⁵ Eisleb, *Ber.*, **74**, 1447 (1941).
¹⁵⁶ U. S. Dept. of Commerce, Office of Technical Services, **PB 981**, 94 (1945).
¹⁵⁷ Grewe, Mondon, and Nolte, *Ann.*, **564**, 161 (1949).
¹⁵⁸ Bockmuhl, Ehrhart, and Stein, Ger. pat. 600,771 [*C. A.*, **28**, 7430 (1934)].
¹⁵⁹ Bergmann, Zervas, and Overhoff, *Z. physiol. Chem.*, **224**, 52 (1934).
¹⁶⁰ Bergmann, Zervas, Rinke, and Schleich, *Z. physiol. Chem.*, **224**, 33 (1934).
¹⁶¹ Priestly and Moness, *J. Org. Chem.*, **5**, 355 (1940).
¹⁶² Stocken, *J. Chem. Soc.*, **1947**, 592.
¹⁶³ Sus, *Ann.*, **559**, 92 (1948).
¹⁶⁴ Hegedus, *Helv. Chim. Acta*, **31**, 737 (1948).
¹⁶⁵ Plentl, *J. Biol. Chem.*, **178**, 44 (1949).

CHAPTER 6

THE NITROSION OF ALIPHATIC CARBON ATOMS

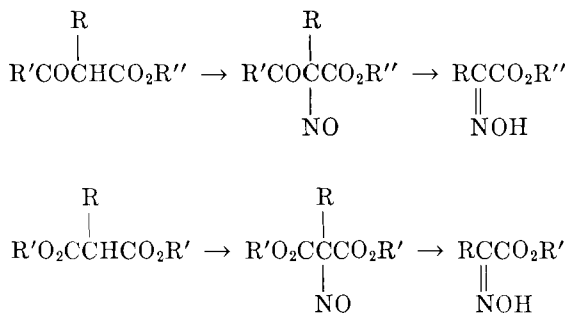
OSCAR TOUSTER

Vanderbilt University School of Medicine

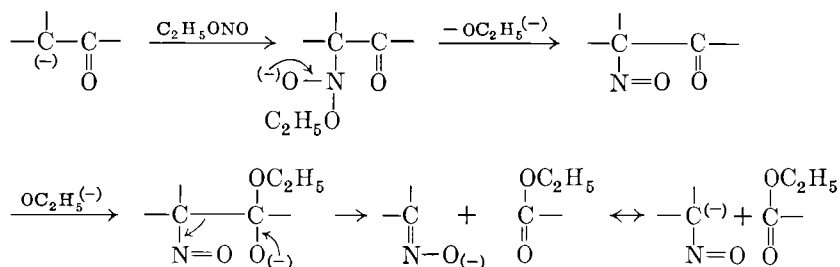
CONTENTS

	PAGE
NATURE OF THE REACTION	328
SCOPE AND LIMITATIONS	330
Ketones	330
β -Keto Acids, Esters, and Related Compounds	336
Malonic Acids, Esters, and Amides	341
Arylacetic Acids and Esters	342
Nitriles	343
Nitro Compounds	344
Hydrocarbons	346
SYNTHETIC APPLICATIONS	346
α -Oximino Acids and Esters	346
α -Oximino Ketones	348
EXPERIMENTAL CONDITIONS AND PROCEDURES	349
Experimental Conditions	349
Experimental Procedures	352
Dioximinoacetone from Acetonedicarboxylic Acid	352
3-Oximino-5-ethoxy-2-pentanone from Ethyl α -2-Ethoxyethylacetoacetate	353
Ethyl α -Oximinoacetoacetate from Ethyl Acetoacetate	353
α -Oximino- γ -butyrolactone from α -Acetyl- γ -butyrolactone	354
α -Oximino-caproic Acid from Ethyl <i>n</i> -Butylacetoacetate	354
Ethyl α -Oximino-caproate from Diethyl <i>n</i> -Butylmalonate	355
TABULAR SURVEY	357
Table I. Ketones	358
Table II. β -Keto Acids, Esters, and Related Compounds	366
Table III. Malonic Acids, Esters, and Amides	371
Table IV. Arylacetic Acids and Esters	372
Table V. Nitriles	373
Table VI. Nitro Compounds	374
Table VII. Hydrocarbons	374

nitroso intermediates is reported on pp. 333, 338, and 339. The formation of stable nitroso derivatives of two β -diketones is discussed on p. 334.) Formation of an oximino structure frequently occurs even when it necessitates cleavage of the molecule at the carbon which has been nitrosated. Monosubstituted β -keto esters and malonic esters are thus converted into α -oximino esters. A mechanism for the base-catalyzed



nitrosation and cleavage of a cyclic ketone has been proposed.*⁶ That



the cleavage of substituted β -keto esters and malonic esters upon reaction with ethyl nitrite and sodium ethoxide occurs by a similar mechanism is indicated by the isolation of ethyl benzoate and diethyl carbonate after the nitrosation of ethyl α -benzoylvalerate⁷ and diethyl *n*-butylmalonate,⁸ respectively. The cleavage of the nitroso derivative presumed to be formed from the β -keto ester may be represented by the

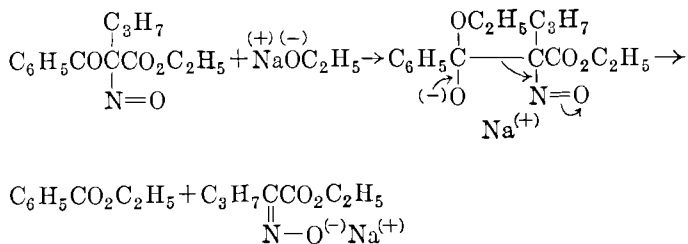
* In one of the contributing forms of the resonance hybrid, the nitrogen atom of an organic nitrite is considered to have but six electrons, thus making possible the electrophilic attack on the α -carbon atom.

⁶ Woodward and Doering, *J. Am. Chem. Soc.*, **67**, 860 (1945).

⁷ Hauser and Reynolds, *J. Am. Chem. Soc.*, **70**, 4250 (1948).

⁸ Shivers and Hauser, *J. Am. Chem. Soc.*, **69**, 1264 (1947).

accompanying equation.⁷ The nitrosation of β -keto esters, malonic



acids, and malonic esters in acid solution has been considered to involve reaction of the nitrosating agent with the enolic forms of these compounds.⁹⁻¹⁴

Nitrosations have been carried out with nitrous acid, nitrosyl chloride, nitrosylsulfuric acid, nitrous fumes, and esters of nitrous acid. Acid or base is usually added as catalyst with the last two reagents.

SCOPE AND LIMITATIONS

Since the principal governing factor in this reaction is the nature of the compound to be nitrosated, rather than the particular reagent used, the following discussion is based upon the types of compounds which undergo the reaction. There has been little study of side reactions; they are discussed briefly in the section on experimental conditions. The conversion of oximino products into the corresponding keto derivatives may be the most significant side reaction, but it is probably not serious if the usual nitrosation procedures are employed.

Ketones

A ketone group exerts a strong activating influence in the nitrosation of an adjacent carbon atom. The methylene group of a methyl alkyl ketone is attacked in preference to the methyl group. Diacetyl monoxime, an intermediate in the synthesis of dimethylglyoxime, is prepared in 69-74% yield by the action of ethyl nitrite and concentrated hydrochloric acid on methyl ethyl ketone.¹⁵ (The effects of traces of water

⁹ Barry and Hartung, *J. Org. Chem.*, **12**, 460 (1947).

¹⁰ Bouveault and Locquin, *Bull. soc. chim. France*, [3] **31**, 1061 (1904).

¹¹ Meyer and Lenhardt, *Ann.*, **398**, 66 (1913).

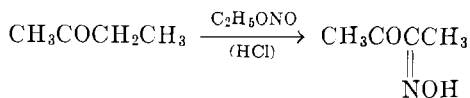
¹² Onishchenko, *J. Gen. Chem. (U.S.S.R.)*, **11**, 197 (1941) [*C. A.*, **35**, 7941 (1941)].

¹³ Ritchie, *Advances in Enzymol.*, **7**, 95 (1947).

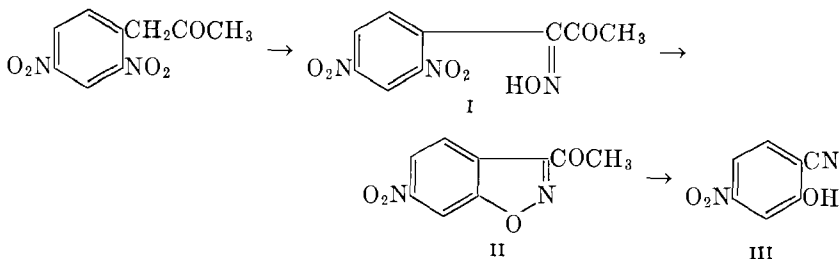
¹⁴ Sidgwick, *The Organic Chemistry of Nitrogen*, revised by Taylor and Baker, p. 171, Oxford University Press, 1942.

¹⁵ Semon and Damerell, *Org. Syntheses, Coll. Vol. 2*, 204 (1943).

and of varying the amount of catalyst on the yield of diacetyl monoxime are discussed on p. 351.) When 2,4-dinitrophenylacetone is treated



with isoamyl nitrite and hydrogen chloride in benzene, an 80% yield of 1-oximino-1-(2,4-dinitrophenyl)-2-propanone (I) is obtained.¹⁶ However, isoamyl nitrite and sodium ethoxide in ethanol lead to the formation of 3-acetyl-6-nitrobenzisoxazole (II) and its decomposition product, 4-nitrosalicylonitrile (III). These compounds also result from the action of sodium ethoxide on the oxime I.



Dialkyl ketones with methylene groups in both α positions give rise to two isomeric oximino derivatives unless the alkyl groups differ considerably in length or unless one is branched. With alkyl groups of different lengths, nitrosation only of the shorter group is found.^{17,18} With alkyl groups of similar size, branching of one of them leads to an oximino derivative formed by nitrosation of the unbranched chain.¹⁷

In a study of ketones containing tertiary carbon atoms adjacent to the carbonyl group, Aston and his co-workers^{19,20} found that methyl ketones yield only tertiary nitroso derivatives. Both possible products were isolated from six ketones containing a secondary and a tertiary carbon atom adjacent to the carbonyl group. However, propyl isopropyl ketone and butyl isopropyl ketone underwent only methylene nitrosation.¹⁹

Many methyl aryl ketones have been converted into their oximino derivatives, but the yields have not always been high. Acetophenols and propiophenols are usually nitrosated in lower yield than are the

¹⁶ Borsche, *Ann.*, **390**, 1 (1912).

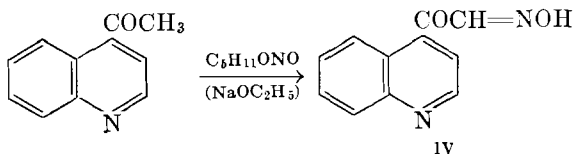
¹⁷ Ponizio and DeGaspari, *J. prakt. Chem.*, [2] **58**, 392 (1898); *Gazz. chim. ital.*, **28**, 269 (1898).

¹⁸ Ponizio and DeGaspari, *Gazz. chim. ital.*, **29**, 471 (1899).

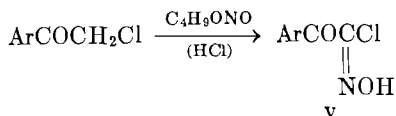
¹⁹ Aston and Mayberry, *J. Am. Chem. Soc.*, **57**, 1888 (1935).

²⁰ Aston, Menard, and Mayberry, *J. Am. Chem. Soc.*, **54**, 1530 (1932).

corresponding methoxy and halo compounds.²¹⁻²⁴ This may be due to ring nitration (probably nitrosation followed by oxidation), since nitrophenols are formed when phenols are allowed to react with amyl nitrite in ether for two or three days.²⁵ Under most conditions acetophenone itself^{21, 26-32} gives lower yields of oximino derivative than does propiophenone.³²⁻³⁷ Oximinomethyl 4-quinolyl ketone (IV) has been prepared in 60% yield by the action of amyl nitrite and sodium ethoxide on methyl 4-quinolyl ketone.³⁸



A number of substituted phenacyl chlorides have been converted in high yields into the corresponding arylglyoxylohydroxamyl chlorides (V).^{39, 40} Another readily nitrosated group of alkyl aryl ketones is



related to 1-indanone (α -hydrindone).^{40a, 41, 42, 43} The action of amyl

²¹ Edkins and Linnell, *Quart. J. Pharm. Pharmacol.*, **9**, 75 (1936).

²² Hartung, Munch, Miller, and Crossley, *J. Am. Chem. Soc.*, **53**, 4149 (1931).

²³ Pictet and Gams, *Ber.*, **42**, 2947 (1909).

²⁴ Zenitz and Hartung, *J. Org. Chem.*, **11**, 444 (1946).

²⁵ Ajello and Sigillò, *Gazz. chim. ital.*, **69**, 65 (1939).

²⁶ Bernton, *Arkiv Kemi, Mineral Geol.*, **7**, No. 13, 1 (1915) [*C. A.*, **14**, 2168 (1920)].

²⁷ Claisen, *Ber.*, **20**, 252 (1887).

²⁸ Claisen, *Ber.*, **20**, 656 (1887).

²⁹ Claisen, *Ber.*, **38**, 696 (1905).

³⁰ Claisen and Manasse, *Ber.*, **20**, 2194 (1887).

³¹ Hartung, Munch, Deckert, and Crossley, *J. Am. Chem. Soc.*, **52**, 3317 (1930).

³² Slater, *J. Chem. Soc.*, **117**, 587 (1920).

³³ Behr-Bregowski, *Ber.*, **30**, 1515 (1897).

³⁴ Claisen and Manasse, *Ber.*, **22**, 526 (1889).

³⁵ Edkins and Linnell, *Quart. J. Pharm. Pharmacol.*, **9**, 203 (1936).

³⁶ Hartung and Crossley, *Org. Syntheses, Coll. Vol. 2*, 363 (1943).

³⁷ Hartung and Munch, *J. Am. Chem. Soc.*, **51**, 2262 (1929).

³⁸ Rabe and Pasternack, *Ber.*, **46**, 1031 (1913).

³⁹ Levin and Hartung, *J. Org. Chem.*, **7**, 408 (1942).

⁴⁰ Levin and Hartung, *Org. Syntheses*, **24**, 25 (1944).

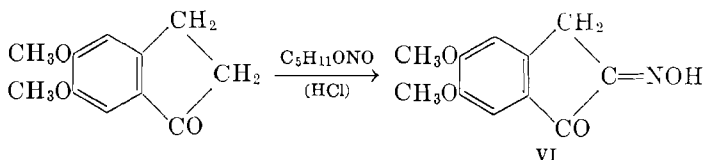
^{40a} Kipping, *J. Chem. Soc.*, **65**, 492 (1894).

⁴¹ Braun and Kirschbaum, *Ber.*, **46**, 8045 (1913).

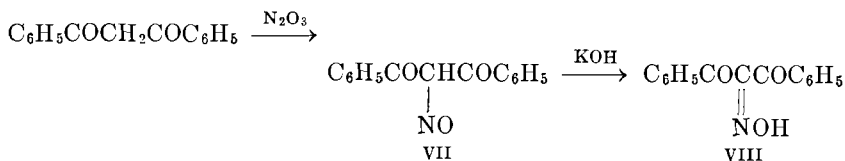
⁴² Gabriel and Stelzner, *Ber.*, **29**, 2604 (1896).

⁴³ Perkin and Robinson, *J. Chem. Soc.*, **91**, 1073 (1907).

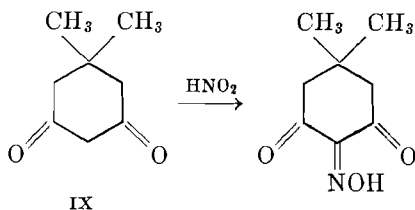
nitrite and hydrochloric acid on 5,6-dimethoxy-1-indanone leads to the oximino derivative (VI) in almost quantitative yield.⁴³



β -Diketones usually give good yields of oximino derivatives.⁴⁴⁻⁵² Nitroso intermediates (isolated as the dimers unless otherwise noted) may be obtained if the diketones in ether solution are treated with nitrous fumes.⁵⁰ Nitrosodibenzoylmethane (VII) has been prepared in this manner in 50-60% yield. Alkali, ammonia, or boiling ethanol converts this product into the corresponding oxime VIII. Further



treatment of this oxime with nitrous fumes yields diphenyl triketone. This reagent effects, in one step, the quantitative conversion of *p*-nitrosodibenzoylmethane into the corresponding triketone.⁵⁰ Methone (IX) has been nitrosated in 99% yield by potassium nitrite and hydrochloric acid.⁴⁵



The nitrosation of 1,3-indanedione to the 2-oxime^{53, 54} is of interest as a potential route to ninhydrin. Unfortunately, all attempts to hy-

⁴⁴ Ceresole, *Ber.*, **17**, 814 (1884).

⁴⁵ Haas, *J. Chem. Soc.*, **91**, 1437 (1907).

⁴⁶ Küster, *Z. physiol. Chem.*, **155**, 157 (1926).

⁴⁷ Lifschitz, *Ber.*, **46**, 3233 (1913).

⁴⁸ Neufville and Pechmann, *Ber.*, **23**, 3378 (1890).

⁴⁹ Sachs and Herold, *Ber.*, **40**, 2714 (1907).

⁵⁰ Wieland and Bloch, *Ber.*, **37**, 1524 (1904).

⁵¹ Wolff, Bock, Lorentz, and Trappe, *Ann.*, **325**, 134 (1902).

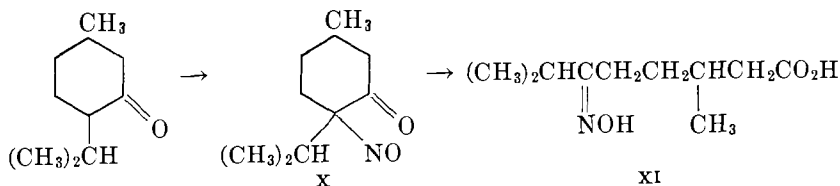
⁵² Zanetti, *Gazz. chim. ital.*, **23**, 303 (1893).

⁵³ Teeters and Shriner, *J. Am. Chem. Soc.*, **55**, 3026 (1933).

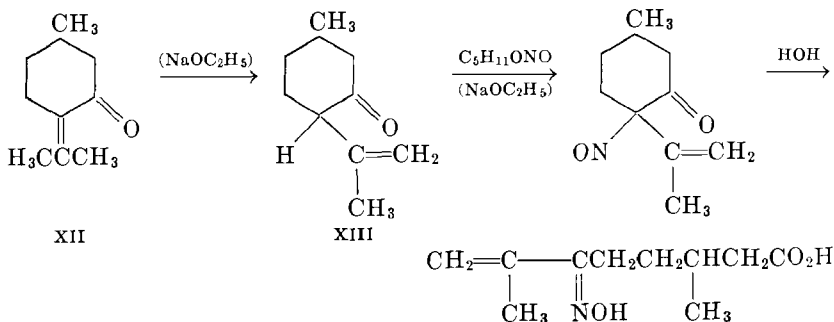
⁵⁴ Wislicenus, *Ann.*, **246**, 353 (1888).

hydrolyze the nitrosation product were unsuccessful.⁵³ This stability towards hydrolysis has been attributed to the presence of a nitroso group rather than an oximino group in the 2 position.⁵⁵ The nitrosation product is oxidized to 2-nitro-1,3-indanedione by nitric acid and even by nitrous acid, which usually converts oximes to ketones. 2-Nitro-1,3-indanedione is reduced to the nitrosation product by formic acid. Another nitroso compound which does not rearrange to the oximino form in aqueous acid is the 4,9-dinitroso derivative obtained in 89% yield by the action of nitrous acid on 3,5,8,10-tetraketo-3,4,5,8,9,10-hexahydropyrene.⁵⁶

Cyclic ketones appear to be preferentially nitrosated at a tertiary carbon atom. Baeyer converted menthone into nitrosomenthone (X) in 40% yield by means of ethyl nitrite and acetyl chloride⁵⁷ and into β,ζ -dimethyl- ϵ -oximinocaprylic acid (XI) in 60% yield by means of ethyl nitrite and hydrochloric acid.⁵⁸ However, other workers have



reported that the conversion of menthone into this oximino acid is poorly effected by amyl nitrite and hydrogen chloride but is accomplished in 68% yield by amyl nitrite and sodium ethoxide.⁵⁹ The nitrosation of pulegone (XII) is interesting in that it yields a derivative of isopulegone (XIII).⁵⁹ The base-catalyzed isomerization of pulegone to isopulegone apparently is sufficiently rapid for nitrosation to occur at the



⁵⁵ Wanag and Lode, *Ber.*, **72**, 49 (1939).

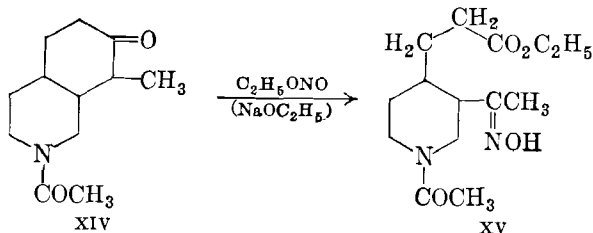
⁵⁶ Vollmann, Becker, Corell, and Streeck, *Ann.*, **531**, 85 (1937).

⁵⁷ Baeyer, *Ber.*, **28**, 1586 (1895).

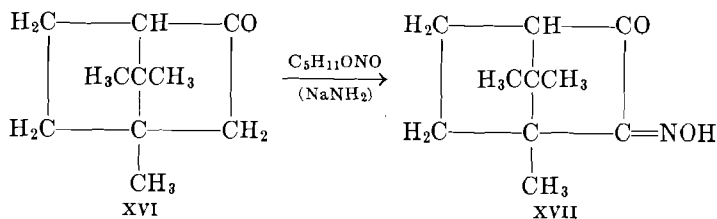
⁵⁸ Baeyer and Manasse, *Ber.*, **27**, 1912 (1894).

⁵⁹ Clarke, Lapworth, and Wechsler, *J. Chem. Soc.*, **93**, 30 (1908).

newly formed tertiary carbon rather than at the α -methylene group.^{59a} *N*-Acetyl-10-oximinodihydrohomomeroquinene ethyl ester (XV), a key intermediate in the synthesis of quinine, is prepared in 68% yield by the nitrosation of *cis*-*N*-acetyl-7-keto-8-methyldecahydroisoquinoline (XIV).⁶ An exception to the usual nitrosation of the tertiary carbon



of cyclic ketones is observed in the reaction of (-)-epicamphor (XVI), which yields (-)-3-oximinoepicamphor (XVII) on treatment with amyl nitrite and sodamide in ether.⁶⁰ However, the tertiary carbon in this ketone is at the bridgehead of a fused ring system.



There have been several reports of the synthesis of α,α' -dioximino ketones by the nitrosation of monoketones.⁶¹⁻⁶⁵ (The synthesis of dioximinoacetone from acetonedicarboxylic acid and the failure to prepare ethyl α,α' -dioximinoacetonedicarboxylate from ethyl acetonedicarboxylate are discussed below.) The isolation of α,α' -dioximino-tropinone (XVIII) from the nitrosation of tropinone was useful in the proof of structure of tropinone, for it indicated that the carbonyl group was located between two methylene groups.⁶⁵ The use of amyl nitrite and hydrogen chloride in glacial acetic acid led to this dioxime in 90% yield. The same conditions have been used to convert 2,2,6-trimethyl-

^{59a} Similarly, treatment of pulegone with hydroxylamine hydrochloride and excess potassium hydroxide yields the oxime of isopulegone. Wallach, *Ann.*, **365**, 240 (1909).

⁶⁰ Bredt and Perkin, *J. Chem. Soc.*, **103**, 2210 (1913).

⁶¹ Borsche, *Wallach Fest.*, **1909**, 301 [*Chem. Zentr.*, **1909**, II, 1549].

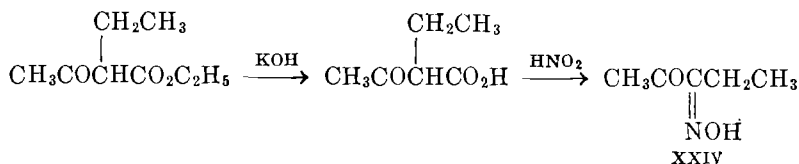
⁶² Harries and Groschuff, *Ann.*, **417**, 181 (1918).

⁶³ Kötze, Nussbaum, and Takens, *J. prakt. Chem.*, [2] **90**, 357 (1914).

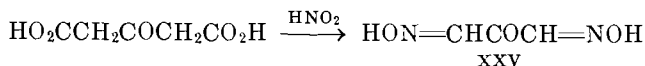
⁶⁴ Wieland, *Ber.*, **37**, 1145 (1904).

⁶⁵ Willstätter, *Ber.*, **30**, 2698 (1897).

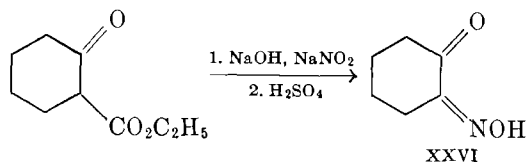
treatment with nitrite yields an α -oximino ketone.^{5, 68} This reaction has been developed into a general method for the synthesis of α -oximino ketones.^{69, 70} It permits the preparation of 3-oximino-2-pentanone (XXIV) from ethyl α -ethylacetoacetate in 94% yield.⁷¹ α -Oximino



ketones are obtained from β -keto acids even when there is no substituent in the α position. Thus, dioximinoacetone (XXV) is prepared in 51% yield by the action of nitrous acid on acetonedicarboxylic acid.⁷²⁻⁷⁵



The nitrosation proceeds very rapidly, evolution of carbon dioxide occurring immediately upon the addition of nitrite. Although 1,2-cyclohexanedione monoxime (XXVI) and its derivatives can be prepared by direct nitrosation of the corresponding monoketones, they are also available from the nitrosation of 2-carbethoxycyclohexanones.^{76, 77, 78}



It should be noted that the success of this reaction depends on the careful exclusion of air from the reaction mixture during saponification.⁷⁶

The few reports dealing with β -imino acids and esters indicate that these compounds resemble β -keto acids and esters in their behavior

⁶⁸ Meyer and Züblin, *Ber.*, **11**, 692 (1878).

⁶⁹ Bouveault and Locquin, *Bull. soc. chim. France*, [3] **31**, 1159 (1904).

⁷⁰ Locquin, *Bull. soc. chim. France*, [3] **31**, 1164 (1904).

⁷¹ Diels and Plaut, *Ber.*, **38**, 1919 (1905).

⁷² Geissman, Schlatter, and Webb, *J. Org. Chem.*, **11**, 737 (1946).

⁷³ Koessler and Hanke, *J. Am. Chem. Soc.*, **40**, 1717 (1918).

⁷⁴ Mann and Pope, *Proc. Roy. Soc. London*, **107A**, 84 (1925).

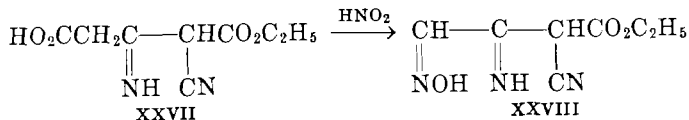
⁷⁵ Pechmann and Wehsarg, *Ber.*, **19**, 2465 (1886).

⁷⁶ Geissman and Schlatter, *J. Org. Chem.*, **11**, 771 (1946).

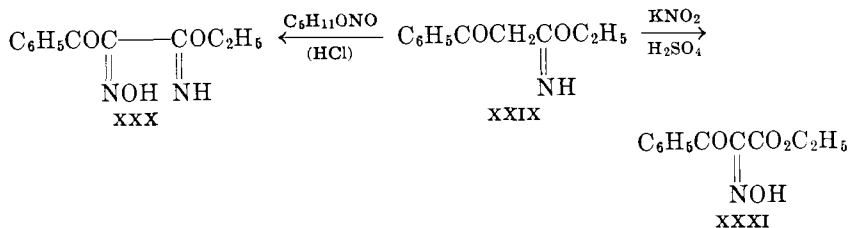
⁷⁷ Jaeger and Bijkerk, *Proc. Acad. Sci. Amsterdam*, **40**, 12 (1937) [*C. A.*, **31**, 4960 (1937)].

⁷⁸ Jaeger and van Dijk, *Proc. Acad. Sci. Amsterdam*, **39**, 384 (1936) [*C. A.*, **30**, 6341 (1936)].

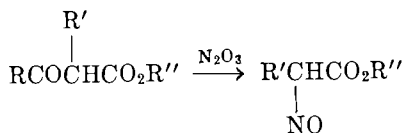
towards nitrosating agents.^{79, 80, 81} Ethyl α -cyano- β -imino- γ -oximino-butylate (XXVIII) is produced by the action of nitrous acid on monoethyl α -cyano- β -iminoglutarate (XXVII).⁷⁹



Benzoylacetimido ethyl ether (XXIX) is reported to yield its oximino derivative (XXX) when treated with amyl nitrite and hydrogen chloride.²⁶ However, potassium nitrite and sulfuric acid lead to the formation of ethyl α -oximinobenzoylacetate (XXXI).



Schmidt and his co-workers⁸²⁻⁸⁵ carried out the nitrosation of α -monoalkyl β -keto esters with nitrous fumes in the absence of solvent and were able to isolate the intermediate monomeric nitroso esters, which were unstable blue or blue-green oils. On standing several days the nitroso



esters underwent both dimerization and rearrangement to the oxime. A trace of alkali brought about very rapid change to the oxime. With this nitrosation technique, it was found that the ease of cleavage of acyl groups decreased in the order: ---CHO , ---COCH_3 , $\text{---COC}_6\text{H}_5$.⁸²

Cyclic β -keto esters are usually cleaved to α -oximino diesters by nitrosation in the presence of alkali alkoxides. 2-Carboethoxy-4-methyl-

⁷⁹ Baron, Remfry, and Thorpe, *J. Chem. Soc.*, **85**, 1738 (1904).

⁸⁰ Euler and Euler, *Ber.*, **37**, 47 (1904).

⁸¹ Knorr, *Ber.*, **17**, 1635 (1884).

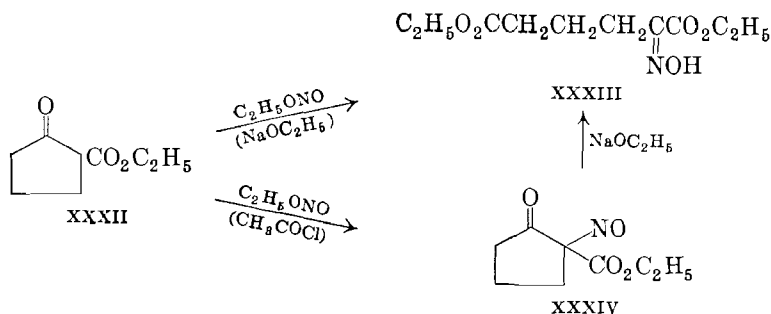
⁸² Schmidt and Dieterle, *Ann.*, **377**, 30 (1910).

⁸³ Schmidt and Haid, *Ann.*, **377**, 23 (1910).

⁸⁴ Schmidt and Widmann, *Ber.*, **42**, 498 (1909).

⁸⁵ Schmidt and Widmann, *Ber.*, **42**, 1886 (1909).

cyclohexanone is converted into diethyl α -oximino- γ -methyladipate in 25–30% yield by the action of nitrous fumes and sodium ethoxide, but almost twice this yield results from the use of ethyl nitrite and sodium ethoxide.⁸⁶ With 2-carbethoxycyclopentanone (XXXII), ethyl nitrite and sodium ethoxide lead to a 60% yield of diethyl α -oximinoadipate (XXXIII), whereas ethyl nitrite and acetyl chloride in the absence of solvent permit the isolation of the cyclic nitroso derivative (XXXIV) in 60–80% yield.⁸⁷ The nitroso intermediate can be cleaved to the oxime in nearly quantitative yield by the action of sodium ethoxide.



Bouveault and Locquin^{10, 88–91} employed nitrosylsulfuric acid in concentrated sulfuric acid as a reagent for the conversion of α -monoalkyl β -keto esters into α -oximino esters (65–93% yield). Hamlin and Hartung⁹² introduced a convenient modification of this procedure in which *n*-butyl nitrite and 85% sulfuric acid are used as the reagent combination. α -Oximino- δ -chloro- γ -valerolactone (XXXVI), which is used in the synthesis of hydroxyproline, is prepared from α -acetyl- δ -chloro- γ -valerolactone (XXXV) by Bouveault's method (67% yield).⁹³ The reaction of the lactone XXXV with sodium nitrite and dilute sulfuric acid takes an anomalous course, however, since the oxime acetate XXXVII is obtained (81% yield).⁹⁴ α -Oximino- γ -butyrolactone,

⁸⁶ Dieckmann and Groeneveld, *Ber.*, **33**, 595 (1900).

⁸⁷ Dieckmann, *Ber.*, **33**, 579 (1900).

⁸⁸ Bouveault and Locquin, *Compt. rend.*, **135**, 179 (1902).

⁸⁹ Bouveault and Locquin, *Bull. soc. chim. France*, [3] **31**, 1049 (1904).

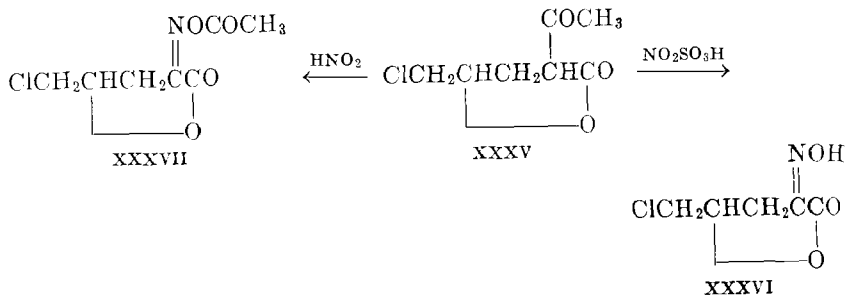
⁹⁰ Bouveault and Locquin, *Bull. soc. chim. France*, [3] **31**, 1055 (1904).

⁹¹ Locquin, *Bull. soc. chim. France*, [3] **35**, 962 (1906).

⁹² Hamlin and Hartung, *J. Biol. Chem.*, **145**, 349 (1942).

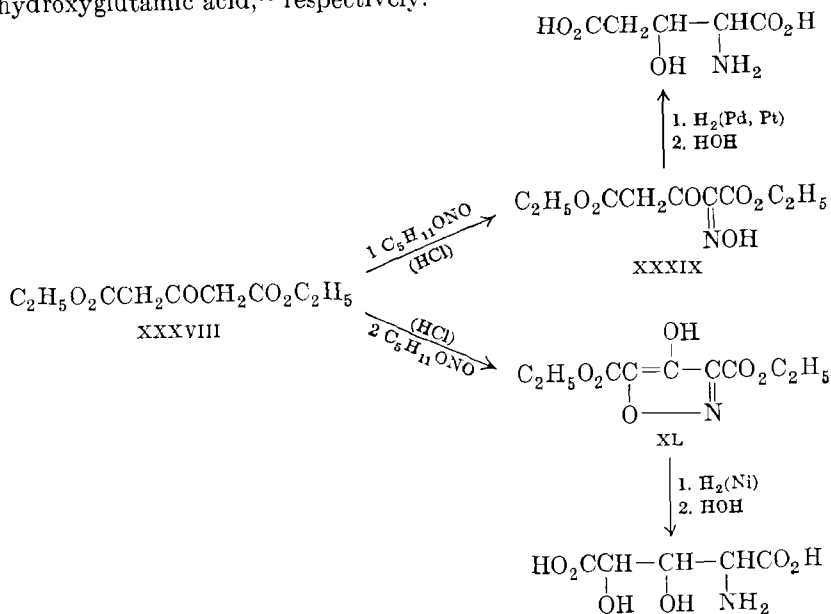
⁹³ McIlwain and Richardson, *Biochem. J.*, **33**, 45 (1939).

⁹⁴ Feofilaktov and Onishchenko, *Compt. rend. acad. sci. U.R.S.S.*, **20**, 133 (1938) [*C. A.*, **33**, 1725 (1939)].



an intermediate in a synthesis of methionine, is prepared in 85–91% yield from α -acetyl- γ -butyrolactone, ethyl nitrite, and hydrogen chloride.⁹⁵

Diethyl acetonedicarboxylate (XXXVIII) is easily converted to its monoximino derivative by an alkyl nitrite and hydrogen chloride,^{96, 97} but isoxazole formation occurs when dinitrosation is attempted.⁹⁷ The second mole of nitrite obviously serves as an oxidizing agent rather than as a nitrosating agent. The oxime XXXIX and the isoxazole XL have been used in the preparation of β -hydroxyglutamic acid⁹⁶ and β , γ -dihydroxyglutamic acid,⁹⁸ respectively.



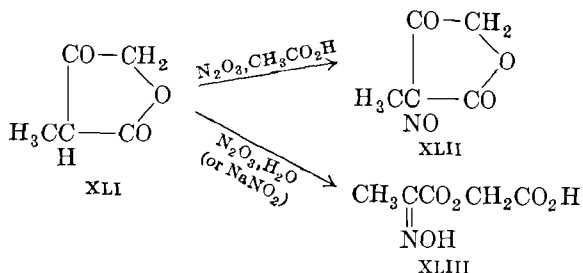
⁹⁵ Snyder, Andreen, Cannon, and Peters, *J. Am. Chem. Soc.*, **64**, 2083 (1942).

⁹⁶ Harington and Randall, *Biochem. J.*, **25**, 1917 (1931).

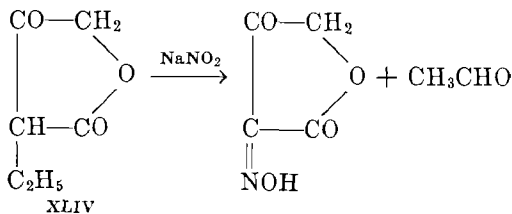
⁹⁷ Pechmann, *Ber.*, **24**, 860 (1891).

⁹⁸ Touster and Carter, *J. Am. Chem. Soc.*, **73**, 54 (1951).

α -Methyltetronic acid (XLI) gives either of two products with nitrous fumes, depending upon the solvent employed.⁹⁹ A 57% yield of the nitroso derivative XLII is obtained with glacial acetic acid, whereas a 90% yield of α -oximinopropionylglycolic acid (XLIII) results with water as solvent. It has been reported that other α -substituted tetronic

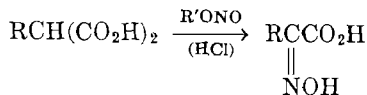


acids may suffer loss of the α substituent.¹⁰⁰ Sodium nitrite converted α -ethyltetronic acid (XLIV) into α -oximinotetronic acid (65% yield) and acetaldehyde. No explanation was offered for the unusual course of this reaction.



Malonic Acids, Esters, and Amides

Alkylmalonic acids are decarboxylated during nitrosation.^{9, 12, 101, 102}



Recent studies have shown that excellent yields of α -oximino acids can be obtained by this reaction.^{9, 12, 101} The action of isopropyl nitrite and hydrogen chloride on 3,4-methylenedioxybenzylmalonic acid furnishes an 85-90% yield of α -oximino- β -(3,4-methylenedioxyphenyl)propionic acid, an intermediate in a synthesis of 3,4-dihydroxyphenylalanine.¹⁰¹

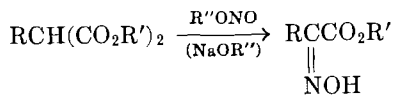
⁹⁹ Wolff, *Ann.*, **288**, 1 (1895).

¹⁰⁰ Wolf and Herold, *Ann.*, **399**, 311 (1913).

¹⁰¹ Barry, Mattocks, and Hartung, *J. Am. Chem. Soc.*, **70**, 693 (1948).

¹⁰² Kletz and Lapworth, *J. Chem. Soc.*, **107**, 1254 (1915).

Diethyl oximinomalonate has been prepared from diethyl malonate in good yield under a variety of experimental conditions.¹⁰³⁻¹¹³ Alkyl nitrites, with sodium ethoxide as catalyst, are very effective in converting substituted malonic esters into α -oximino esters.^{8, 9, 114} Ethyl α -oximino-

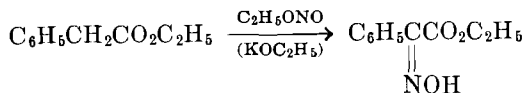


caproate, ethyl α -oximino- β -phenylpropionate, and ethyl α -oximino- δ -diethylaminovalerate have been prepared in this manner in yields of 80%, 92%, and 94%, respectively.⁸

A number of amides and anilides of malonic acid have been converted into their oximino derivatives.^{115, 116, 117} Quantitative yields of oximes were often obtained with nitrosyl chloride as nitrosating agent.¹¹⁷

Arylacetic Acids and Esters

Only a small number of arylacetic acids and esters have been subjected to nitrosation. Ethyl phenylacetate and ethyl *p*-bromophenylacetate have been converted into their oximino derivatives in good yield by ethyl nitrite and potassium ethoxide.¹¹⁸



Results with nitrophenylacetic acids and esters have not been uniform. Although a few compounds of this type have yielded oximino derivatives

¹⁰³ Bouveault and Wahl, *Bull. soc. chim. France*, [3] **29**, 960 (1903).

¹⁰⁴ Cerchez, *Bull. soc. chim. France*, [4] **47**, 1279 (1930).

¹⁰⁵ Conrad and Bischoff, *Ann.*, **209**, 211 (1881).

¹⁰⁶ Curtiss, *Am. Chem. J.*, **35**, 482 (1906).

¹⁰⁷ Dunn, Smart, Redemann, and Brown, *J. Biol. Chem.*, **94**, 604 (1931-2).

¹⁰⁸ Jovitschitsch, *Ber.*, **35**, 151 (1902).

¹⁰⁹ Locquin and Cerchez, *Bull. soc. chim. France*, [4] **47**, 1274 (1930).

¹¹⁰ Putochin, *Ber.*, **56**, 2214 (1923).

¹¹¹ Ratz, *Monatsh.*, **25**, 75 (1904).

¹¹² Redemann and Dunn, *J. Biol. Chem.*, **130**, 344 (1939).

¹¹³ Snyder and Smith, *J. Am. Chem. Soc.*, **66**, 351 (1944).

¹¹⁴ Fischer and Weigert, *Ber.*, **35**, 3773 (1902).

¹¹⁵ Conrad and Schulze, *Ber.*, **42**, 729 (1909).

¹¹⁶ Whiteley, *J. Chem. Soc.*, **77**, 1040 (1900).

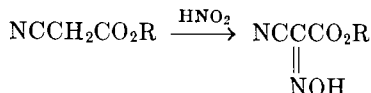
¹¹⁷ Whiteley, *J. Chem. Soc.*, **83**, 24 (1903).

¹¹⁸ Wislicenus and Grützner, *Ber.*, **42**, 1930 (1909).

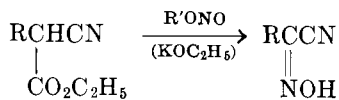
upon treatment with amyl nitrite and a basic or acidic catalyst,^{119,120} others have shown little reactivity towards nitrous acid.¹²¹ The unusual importance of the nitrosating agent employed is further indicated by the lack of reaction between "2,4-dinitrophenylacetic ester" and isoamyl nitrite and hydrogen chloride in benzene.¹⁶ Sodium methoxide catalysis, on the other hand, promotes the conversion of methyl 2,4-dinitrophenylacetate into 3-carbomethoxy-6-nitrobenzisoxazole in 85% yield.¹⁶

Nitriles

Nitrous acid effects the conversion of methyl and ethyl cyanoacetates into their oximino derivatives in 90% yield,¹²²⁻¹²⁵ but the combination of amyl nitrite and sodium ethoxide leads to poor yields of these products.¹²³ The nitrosation of substituted cyanoacetic esters, like that of



substituted malonic esters, effects decarbalkoxylation, producing the corresponding α -oximinonitriles.¹²⁶ Oximinoarylacetonitriles have been



prepared directly by the action of alkyl nitrites and sodium ethoxide on arylacetoneitriles.^{127,128} Nitrous acid converts cyanoacetamides into their oximino derivatives.^{122,129}

The synthesis of oximinomalnonitrile (XLV) has been attempted by the nitrosation of malononitrile. Amyl nitrite and sodium ethoxide gave a high yield of a compound assigned the structure α -oximino- β -hydroxy-

¹¹⁹ Borsche, *Ber.*, **42**, 3596 (1909).

¹²⁰ Gabriel and Meyer, *Ber.*, **14**, 823 (1881).

¹²¹ Parkes and Aldis, *J. Chem. Soc.*, **1938**, 1841.

¹²² Conrad and Schulze, *Ber.*, **42**, 735 (1909).

¹²³ Muller, *Ann. chim. phys.*, [7] **1**, 463 (1894).

¹²⁴ Nef, *Ann.*, **280**, 331 (1894).

¹²⁵ Fields, Walz, and Rothchild, *J. Am. Chem. Soc.*, **73**, 1000 (1951).

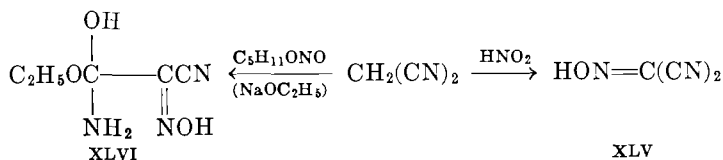
¹²⁶ Walker, *J. Chem. Soc.*, **125**, 1622 (1924).

¹²⁷ Frost, *Ann.*, **250**, 163 (1889).

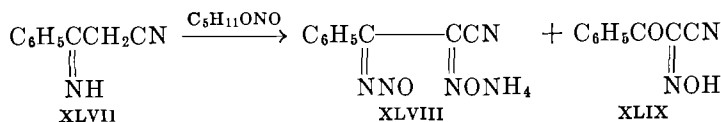
¹²⁸ Zimmermann, *J. prakt. Chem.*, [2] **66**, 353 (1902).

¹²⁹ Merck, Ger. pat. 227,390 [*Brit. C. A.*, **100**(i), 166 (1911)].

β -ethoxy- β -aminopropionitrile (XLVI),¹³⁰ but the use of sodium nitrite and aqueous acetic acid led to the desired compound.¹³¹



β -Iminopropionitriles have been found to react with nitrosating agents.^{132, 133} Amyl nitrite in ether converts β -imino- β -phenylpropionitrile (benzoacetodinitrile, XLVII) into the ammonium salt of α -oximino- β -nitrosimino- β -phenylpropionitrile (XLVIII).^{*} The ammonia necessary for the formation of this compound undoubtedly comes from decomposition of the original nitrile, since oximinobenzoylacetonitrile (XLIX) can also be isolated.



Only a small amount of dioximosuccinonitrile is formed by the action of two equivalents of amyl nitrite and potassium ethoxide on succinonitrile.¹¹⁹

Nitro Compounds

Nitrosation converts primary nitroparaffins into nitrolic acids,^{1, 134} and secondary nitroparaffins into pseudonitroles.^{2, 3, 134} These reactions are the basis of Meyer's "red, white, and blue" test for nitro compounds.¹³⁵ Alkaline solutions of nitrolic acids are blood-red in color, whereas pseudonitroles give the blue solutions expected of nitroso compounds. Tertiary nitroparaffins do not undergo nitrosation. Ethyl nitrolic acid (L)¹³⁶ (acetone nitrolic acid) and butyl pseudonitrole (LI)³ have been prepared in 82% and 78% yield, respectively. The reaction is carried

¹³⁰ Diels and Borgwardt, *Ber.*, **54**, 1334 (1921).

¹³¹ Longo, *Gazz. chim. ital.*, **61**, 578 (1931).

¹³² Lublin, *Ber.*, **37**, 3467 (1904).

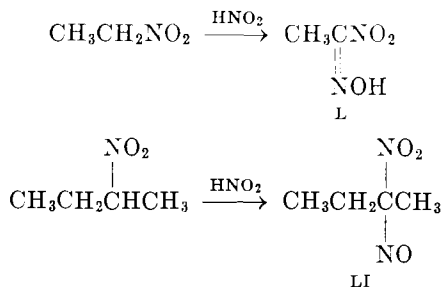
¹³³ Meyer, *J. prakt. Chem.*, [2] **52**, 108 (1895).

* A similar compound is reported to be one of the products formed from amyl nitrite and ethyl β -aminocrotonate (ethyl β -iminobutyrate) (see ref. 80).

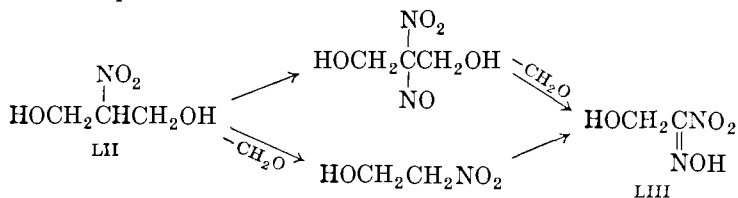
¹³⁴ Meyer and Locher, *Ber.*, **7**, 670 (1874).

¹³⁵ Meyer and Locher, *Ber.*, **7**, 1510 (1874).

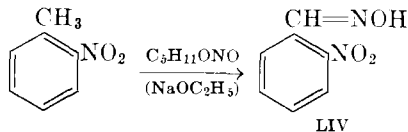
¹³⁶ Wieland, *Ann.*, **353**, 82 (1907).



out by the addition of potassium nitrite and dilute sulfuric acid to an alkaline solution of the nitro compound. When 1,3-dihydroxy-2-nitropropane (LII) is treated in this manner, hydroxyethyl nitrolic acid (LIII) and formaldehyde are formed.¹³⁷ The cleavage of the hydroxymethyl group may be similar to that which occurs when other tertiary nitroso intermediates undergo cleavage with rearrangement to the oximes, or it may result from an alkali-catalyzed retrograde aldol condensation prior to nitrosation.



In accordance with the general reactivity of alkyl groups *ortho* and *para* to a nitro group, *o*- and *p*-nitrotoluene, nitro-*p*-xylene, *o*-nitroethylbenzene, *m,p'*-dinitrodiphenylmethane, and phenyl *p*-nitrobenzyl ether are nitrosated by amyl nitrite and an alkoxide.¹³⁸⁻¹⁴¹ Although there is not much published information about this reaction, it has been stated that the oxime of *o*-nitrobenzaldehyde (LIV) can be prepared with little difficulty if alcohol-free sodium ethoxide is used as catalyst.¹⁴¹



¹³⁷ Earl, Ellsworth, Jones, and Kenner, *J. Chem. Soc.*, **1928**, 2697.

¹³⁸ Angeli and Angelico, *Atti accad. nazl. Lincei*, [5] **8**, II, 28 (1899) [*Chem. Zentr.*, **1899**, II, 371].

¹³⁹ Farbwerke vorm Meister, Lucius, and Brüning, Ger. pat. 107,095 [*Chem. Zentr.*, **1900**, I, 886j].

¹⁴⁰ Farbwerke vorm Meister, Lucius, and Brüning, Ger. pat. 109,663 [*Chem. Zentr.*, **1900**, II, 458].

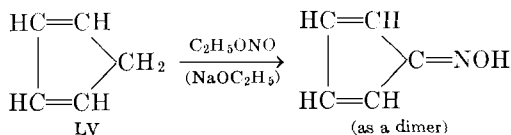
¹⁴¹ Lapworth, *J. Chem. Soc.*, **79**, 1274 (1901).

However, there is disagreement about the necessity of using alcohol-free sodium ethoxide in this reaction.¹³⁹

The activating effect of the nitro group described in the preceding paragraphs is to be contrasted with the opposite effect which this group sometimes exerts. Thus, although ethyl phenylacetate has been nitrosated successfully,¹¹⁸ methyl 2,4-dinitrophenylacetate is reported to undergo nitrosation only in an alkaline medium.^{16, 121} *p*-Nitrobenzylmalonic acid and ethyl *p*-nitrobenzylacetoacetate are reported not to undergo nitrosation.¹⁴²

Hydrocarbons

As would be expected from the general reactivity of its methylene group, cyclopentadiene (LV) can be nitrosated in 70–90% yield.¹⁴³



Lynn and his co-workers¹⁴⁴ found that sunlight catalyzes a reaction between hydrocarbons and nitrosyl chloride. Heptane was converted into the oxime of di-*n*-propyl ketone,¹⁴⁵ and toluene gave benzaldoxime in almost quantitative yield based on the nitrosyl chloride.¹⁴⁶

SYNTHETIC APPLICATIONS

α -Oximino Acids and Esters

α -Oximino acids and esters are most frequently prepared by the nitrosation of substituted β -keto esters, malonic acids, and malonic esters. The other methods available for the preparation of these oximes are (1) reaction of an α -keto acid or ester with hydroxylamine,^{142, 147, 148, 149} (2) reaction of an α -halo acid with hydroxylamine,¹⁵⁰ (3) reaction of an α -halo ester with sodium nitrite,^{92, 151, 152, 153} and (4) formation, oxidation,

¹⁴² Mattocks and Hartung, *J. Am. Pharm. Assoc.*, **35**, 18 (1946).

¹⁴³ Thiele, *Ber.*, **33**, 669 (1900).

¹⁴⁴ Lynn, *J. Am. Chem. Soc.*, **41**, 368 (1919).

¹⁴⁵ Lynn and Hilton, *J. Am. Chem. Soc.*, **44**, 645 (1922).

¹⁴⁶ Lynn and Arkley, *J. Am. Chem. Soc.*, **45**, 1045 (1923).

¹⁴⁷ Meyer and Janny, *Ber.*, **15**, 1525 (1882).

¹⁴⁸ Puitti, *Gazz. chim. ital.*, **17**, 519 (1887).

¹⁴⁹ Erlenmeyer, *Ann.*, **271**, 167 (1892).

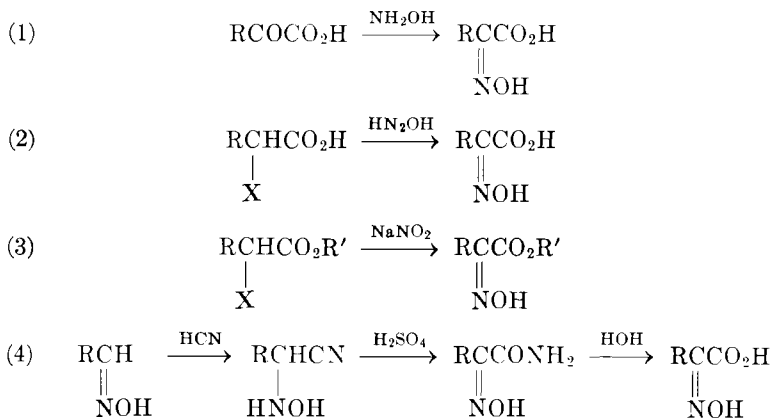
¹⁵⁰ Hantzsch and Wild, *Ann.*, **289**, 285 (1896).

¹⁵¹ Lepercq, *Bull. soc. chim. France*, [3] **9**, 630 (1893).

¹⁵² Lepercq, *Bull. soc. chim. France*, [3] **11**, 295 (1894).

¹⁵³ Lepercq, *Bull. soc. chim. France*, [3] **11**, 886 (1894).

and hydrolysis of an α -hydroxylaminonitrile.¹⁵⁴ The usefulness of reaction 1 is limited by the comparative unavailability of α -keto acids, whereas reactions 2, 3, and 4 require relatively long reaction times.



α -Oximino acids and esters prepared by nitrosation reactions have been used extensively in the synthesis of the corresponding α -amino acids and esters. The α -amino acids which have been prepared in this manner are alanine,⁹² α -amino-*n*-butyric acid,⁹² α -amino- δ -diethylaminovaleic acid (ethyl ester),^{8,155} 3,4-dihydroxyphenylalanine,¹⁰¹ glutamic acid,^{92,93} β -hydroxyglutamic acid,⁹⁶ isoleucine,^{92,156} leucine,^{12,92} lysine,^{167,158} *p*-methoxyphenylalanine,⁹² norleucine⁹² (ethyl ester⁸), norvaline,⁹² phenylalanine^{12,92} (ethyl ester⁸), the α -amino- β -hydroxy-*n*-butyric acids,¹⁵⁹ and tyrosine.⁹² In recent years many α -amino acids have been prepared from substituted aminocynoacetic and aminomalonic esters obtained from ethyl oximinocynoacetate and diethyl oximinomalonate, respectively.^{126,160}

α -Oximino esters also provide a route to α -keto acids and esters, since the oximino group can be replaced by a keto group by treatment with a nitrous acid derivative.¹⁶¹⁻¹⁶⁴ Diethyl oxomalonnate (LVI) is prepared from diethyl malonnate in 74 to 76% yield without isolation of the

¹⁵⁴ Miller and Plöchl, *Ber.*, **26**, 1545 (1893).

¹⁵⁵ Breslow, Walker, Yost, Shivers, and Hauser, *J. Am. Chem. Soc.*, **68**, 101 (1946).

¹⁵⁶ Bouveault and Locquin, *Bull. soc. chim. France*, [3] **35**, 965 (1906).

¹⁵⁷ Olynyk, Camp, Griffith, Woislawski, and Helmkamp, *J. Org. Chem.*, **13**, 468 (1948).

¹⁵⁸ Borsook, Deasy, Haagen-Smit, Keighley, and Lowy, *J. Biol. Chem.*, **176**, 1384 (1948).

¹⁵⁹ Adkins and Reeve, *J. Am. Chem. Soc.*, **60**, 1328 (1938).

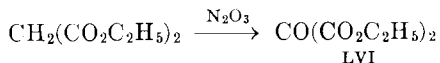
¹⁶⁰ Albertson, *J. Am. Chem. Soc.*, **68**, 450 (1946).

¹⁶¹ Bouveault and Locquin, *Bull. soc. chim. France*, [3] **31**, 1142 (1904).

¹⁶² Kondo, *Biochem. Z.*, **38**, 408 (1912).

¹⁶³ Locquin, *Bull. soc. chim. France*, [3] **31**, 1147 (1904).

¹⁶⁴ Sen, *Biochem. Z.*, **143**, 197 (1923).

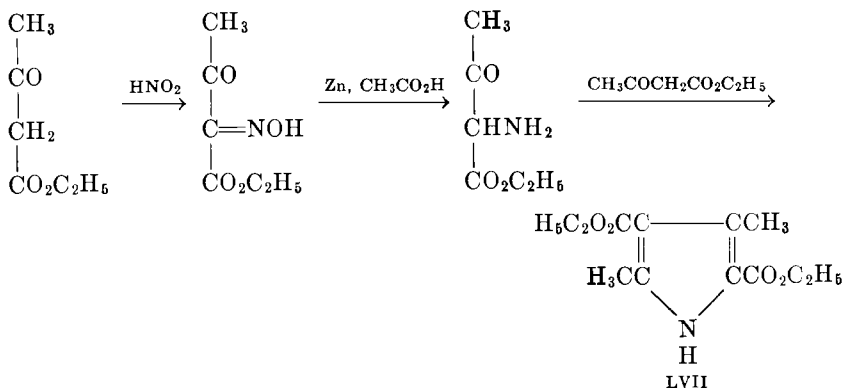


intermediate oximino ester.¹⁶⁵ The same reaction can be accomplished more satisfactorily by means of the commercially available nitrogen dioxide.¹⁶⁶

The use of α -benzyloximino acid chlorides in the synthesis of peptides is described on p. 271.

α -Oximino Ketones

α -Oximino ketones, prepared readily by the nitrosation of ketones and β -keto acids, have served in the synthesis of a large number of α -diketones, α -dioximes, α -diamines, α -amino alcohols, α -amino ketones, and heterocyclic compounds. The diketones have been prepared in high yield by treatment of the α -oximino ketones with dilute mineral acid¹⁶⁷ or with a nitrous acid derivative.^{50, 168, 169} There is a report of the direct conversion, in high yield, of a β -diketone (*p*-nitrodibenzoylmethane) into the corresponding triketone by means of nitrous fumes.⁵⁰ Knorr's method^{170, 171, 172} for the synthesis of pyrroles involves the reduction of an α -oximino ketone to an α -amino ketone, which, usually without isolation, is condensed with a ketone to form a substituted pyrrole. Ethyl acetoacetate is converted into 2,4-dimethyl-3,5-dicarbethoxypyrrole (LVII) by this procedure.¹⁷³ The amino ketones derived from α -oximino ketones



¹⁶⁵ Dox, *Org. Syntheses, Coll. Vol. 1*, 266 (1941).

¹⁶⁶ Riebsomer and Irvine, *Org. Syntheses*, **25**, 34 (1945).

¹⁶⁷ Kolb, *Ann.*, **291**, 280 (1896).

¹⁶⁸ Bouveault and Locquin, *Bull. soc. chim. France*, [3] **31**, 1169 (1904).

¹⁶⁹ Locquin, *Bull. soc. chim. France*, [3] **31**, 1173 (1904).

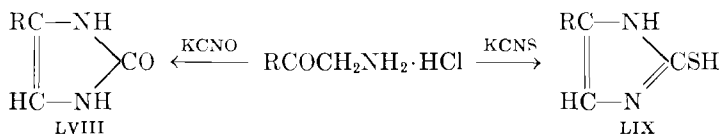
¹⁷⁰ Knorr, *Ann.*, **236**, 317 (1886).

¹⁷¹ Ochiai, Tsuda, and Ikuma, *Ber.*, **68**, 1551 (1935).

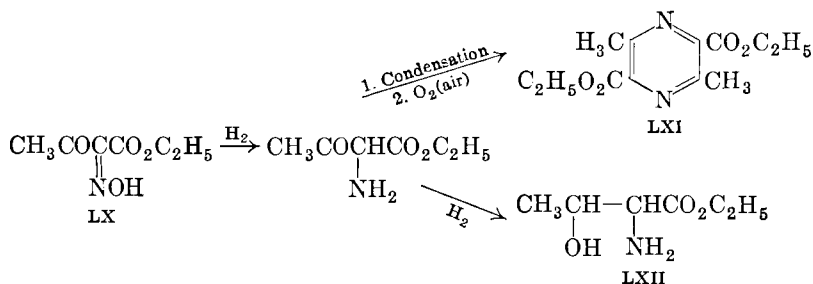
¹⁷² Ochiai, Tsuda, and Ikuma, *Ber.*, **68**, 1710 (1935).

¹⁷³ Fischer, *Org. Syntheses, Coll. Vol. 2*, 202 (1943).

have served also in the synthesis of imidazolones (LVIII) and thiolimidazoles (LIX).^{33, 73, 174-177} The catalytic reduction of α -oximino ketones



leads to α -amino ketones, α -amino alcohols, α -hydroxy oximes, or pyrazines, depending upon the experimental conditions.^{93, 178} For example, the hydrogenation of ethyl α -oximinoacetoacetate (LX) over Raney nickel at 120 atm. yields, after oxidation of the product by air, 2,5-dimethyl-3,6-dicarbethoxypyrazine (LXI); hydrogenation at 320 atm.



furnishes ethyl α -amino- β -hydroxy-*n*-butyrate (LXII).¹⁵⁹ Many of the α -oximino ketones obtained from aryl alkyl ketones have been reduced to amino alcohols that have pressor activity.^{21, 22, 31, 35, 37, 179, 180, 181}

EXPERIMENTAL CONDITIONS AND PROCEDURES

Experimental Conditions

Since nitrous acid derivatives can convert oximes into ketones, the nitrosation of aliphatic carbon atoms is usually carried out with only a small excess of nitrosating agent * and at temperatures between 0 and

¹⁷⁴ Fox, Sargent, and Buchman, *J. Am. Chem. Soc.*, **67**, 496 (1945).

¹⁷⁶ Jackman, Klenk, Fishburn, Tullar, and Archer, *J. Am. Chem. Soc.*, **70**, 2884 (1948).

¹⁷⁶ Ochiai and Ikuma, *Ber.*, **69**, 1147 (1936).

¹⁷⁷ Wynn and Corwin, *J. Org. Chem.*, **15**, 203 (1950).

¹⁷⁸ Adkins and Shriner, in Gilman, *Organic Chemistry*, Vol. I, 2nd ed., p. 807, John Wiley & Sons, New York, 1943.

¹⁷⁹ Glynn and Linnell, *Quart. J. Pharm. Pharmacol.*, **5**, 491 (1932).

¹⁸⁰ Hartung, Munch, and Crossley, *J. Am. Chem. Soc.*, **57**, 1091 (1935).

¹⁸¹ Machlis and Blanchard, *J. Am. Chem. Soc.*, **57**, 176 (1935).

* An interesting exception to this practice is the conversion of methylhydrastein into its oximino derivative in 80% yield by means of a twenty-two fold excess of ethyl nitrite (see ref. 239).

50°. It is customary to add one reactant in small portions to a stirred solution of the remaining reactants.

The isolation of products is largely dependent upon the solvent and reagents employed. Oximes are frequently purified by extraction into sodium carbonate or sodium hydroxide solution, provided they are stable under these conditions. Since heating of oximino derivatives may cause violent decomposition, care should be used in attempts to distill these compounds or to remove solvents by distillation (see page 354).

It is not always possible to make a rigorous differentiation among the various reagents employed in the nitrosation of aliphatic compounds because the effective nitrosating agent is often formed after the reactants have been brought together. For example, ethyl nitrite is the nitrosating agent when it is used with sodium ethoxide as catalyst, but with hydrogen chloride as catalyst the agent is believed to be nitrosyl chloride ("nascent nitrosyl chloride").¹⁸² The following discussion is therefore based upon the reagents employed rather than on compounds believed to be formed in the reaction mixture.

The alkyl nitrites cause a marked fall in blood pressure by dilating the peripheral arteries. In large amounts they produce methemoglobinemia, resulting in cyanosis and asphyxia. Therefore, *alkyl nitrites, particularly methyl and ethyl nitrites, which are gases at room temperature, should be used with caution.*

1. Inorganic nitrite and acid. This combination possesses the advantage of avoiding the preliminary preparation of the nitrosating agent. It can be used with both water-soluble and water-insoluble compounds. The water-insoluble compounds have been nitrosated by employing glacial acetic acid as solvent and sodium nitrite dissolved in the minimum amount of water. Nitroparaffins are usually nitrosated by the addition of nitrite and mineral acid to an alkaline solution of the nitro compound.

2. Alkyl nitrite and an alkoxide. This effective combination is almost always used in ethanol solution. Only in the conversion of *o*- and *p*-nitrotoluene to the corresponding benzaldehyde oxime has alcohol-free alkoxide been said to be necessary,¹⁴¹ but even in this case there is a conflicting report.¹³⁹ The claim²⁹ that the presence of a trace of water increases the yield of diacetylmonoxime from methyl ethyl ketone could not be confirmed.¹⁸³

Ethyl nitrite nitrosates camphor more readily and in higher yield than does amyl nitrite.¹⁸⁴ Sidgwick¹⁴ attributes to Slater³² a report of

¹⁸² Rheinboldt and Schmitz-Dumont, *Ann.*, **444**, 113 (1925).

¹⁸³ Semon and Damerell, *J. Am. Chem. Soc.*, **47**, 2033 (1925).

¹⁸⁴ Rupe and Splittgerber, *Ber.*, **40**, 4313, footnote (1907).

the more rapid action of methyl and ethyl nitrites as compared to amyl nitrite; and, although no statement or experiment regarding this question appears in the paper by Slater, it is probably true that the lower homologs are more reactive. Probably a more important advantage of the use of one of the gaseous nitrites is that the alcohol (methanol or ethanol) formed in the reaction is both miscible with water and readily volatile, so that its presence does not complicate the isolation of the product. Gero and Seitchik^{184a} recommend *n*-propyl nitrite as also having this advantage and as being preferred to methyl and ethyl nitrites because it can be handled as a liquid (b.p. 46–49°).

3. Alkyl nitrite and hydrogen chloride. This is the most widely used reagent combination. It has the advantage of yielding a reaction mixture which, by vacuum distillation, can be freed of reagents and at least one by-product, the alcohol formed from the nitrite. Ethanol and ether are used most frequently as solvents. A small amount of concentrated hydrochloric acid is often the source of the hydrogen chloride, but many nitrosations are carried out under anhydrous conditions. Slater³² and Aston and Mayberry¹⁹ found that water decreased the activity of the catalyst in ketone nitrosations, but Semon and Damerell¹⁸³ reported that a small amount of water had very little effect on the yield of diacetylmonoxime from methyl ethyl ketone. In a study of the nitrosation of a number of phenacyl chlorides, it was found necessary to add a trace of water to initiate the reaction of *p*-methoxyphenacyl chloride with isopropyl nitrite and hydrogen chloride.³⁹ With some ketones, maximum yields of their oximino derivatives depend upon the use of an optimum concentration of catalyst.^{32, 183} Many nitrosations require continuous introduction of hydrogen chloride, but a trace suffices in the reaction between ethyl nitrite and α -acetyl- γ -butyrolactone.⁹⁵ Although the use of a large amount of hydrochloric acid has been reported to lead to nitrosochlorination,^{27, 185} normally the use of an alkyl nitrite and hydrogen chloride is not complicated by this side reaction. Acetyl chloride can be used in place of hydrogen chloride.¹⁹

4. Nitrosation in concentrated sulfuric acid. Bouveault's method^{10, 88-91} employing nitrosylsulfuric acid ("lead chamber crystals") in concentrated sulfuric acid for the nitrosation of α -substituted β -keto esters has been replaced by the more convenient method of Hartung,^{9, 92} in which nitrosation is accomplished by *n*-butyl nitrite in 85% sulfuric acid. Its usefulness depends upon the stability of the compounds employed in the strong acid.⁹

^{184a} Gero and Seitchik, private communication.

¹⁸⁵ Claisen and Manasse, *Ann.*, **274**, 95 (1893).

5. Nitrosyl chloride. The use of this reagent is attended with the disadvantage that nitrosochlorination as well as simple nitrosation may occur.^{182, 186, 187}

6. Nitrous fumes. This reagent is seldom used at present for the nitrosation of aliphatic carbon atoms. It has had, however, extensive use in the preparation of N-nitroso-N-acetylarlylamines.^{187a} The fact that the reagent is a gas as well as a mixture of nitrogen oxides makes it difficult to employ it in a quantitative manner.

Experimental Procedures

The preparations of methyl nitrite,³⁶ ethyl nitrite,¹⁵ and *n*-butyl nitrite¹⁸⁸ are described in *Organic Syntheses*. *n*-Butyl nitrite and, presumably, other organic nitrites decompose after several weeks at room temperature.

Directions for the preparation of oximinoacetone, diacetyl monoxime, 2-oximino-3-pentanone, and 2-oximino-3-hexanone are given by Fischer and Orth.^{188a}

Detailed procedures for the preparation of diacetyl monoxime, α -oximinopropiophenone, and phenylglyoxylohydroxamyl chloride (ω -chloroisnitrosopropiophenone) from the corresponding ketones in yields of 69–74%, 65–68%, and 82–86%, respectively, are given in *Organic Syntheses*.^{15, 36, 40} Alkyl nitrites and hydrogen chloride or hydrochloric acid are used to effect the nitrosations.

Dioximinoacetone from Acetonedicarboxylic Acid.⁷² A solution of 150 g. of crude acetonedicarboxylic acid^{188b} in 275 ml. of water is cooled in an ice-salt bath. A solution of 100 g. of sodium nitrite in 200 ml. of water is added slowly, with stirring, while the temperature of the reaction mixture is kept below 0°. The mixture is cooled to -5° and filtered immediately. The solid is washed with small portions of ice water. An additional amount is obtained by adding 200 ml. of cold 6 *N* nitric acid to the filtrate. The white product is washed with four small portions of ice water and dried over sulfuric acid in a vacuum desiccator. The product weighs 59 g. (51%) and decomposes at 133°.

¹⁸⁶ Demole, *Ann.*, **175**, 146 (1875).

¹⁸⁷ Rheinboldt and Schmitz-Dumont, *Ber.*, **61**, 32 (1928).

^{187a} Bachmann and Hoffman, in Adams, *Organic Reactions*, Vol. II, p. 249, John Wiley & Sons, 1944.

¹⁸⁸ Noyes, *Org. Syntheses, Coll. Vol. 2*, 108 (1943).

^{188a} H. Fischer and H. Orth, *Die Chemie des Pyrrols*, Vol. 1, pp. 408–410, Akad. Verlag, Leipzig, 1934.

^{188b} Adams, Chiles, and Rassweiler, *Org. Syntheses, Coll. Vol. 1*, 10 (1941). The crude acetonedicarboxylic acid contains sulfuric acid.

3-Oximino-5-ethoxy-2-pentanone from Ethyl α -2-Ethoxyethylacetoacetate.¹⁸⁹ To 20 g. of 5% sodium hydroxide solution is added 78 g. of ethyl α -2-ethoxyethylacetoacetate, and the mixture is stirred for nine hours. Then 26.6 g. of solid sodium nitrite is added, and the orange solution is cooled in an ice bath while a solution of 30 ml. of concentrated sulfuric acid in 80 ml. of water is slowly added from a dropping funnel. The solution is allowed to stand overnight. It is then made alkaline with 10% sodium hydroxide solution and extracted with ether. The aqueous solution is acidified with sulfuric acid (saturation with carbon dioxide may be used), the product separating as a red-brown oil. The aqueous layer is extracted with ether, and the combined oil and extracts are washed free of acid, dried over sodium sulfate, and distilled. The yield of product boiling at 108–113°/2.3 mm. is 30 g. (49%). The freezing point of a redistilled sample (116–116.5°/1.4 mm.) is 29.5°.

Ethyl α -Oximinoacetoacetate from Ethyl Acetoacetate.¹⁸⁹ In a 5-l. three-necked flask fitted with a thermometer, a reflux condenser, and a mechanical stirrer are placed 730 ml. (750 g., 5.8 moles) of commercial ethyl acetoacetate and 840 ml. of glacial acetic acid. The flask is cooled in an ice-salt bath, and a solution of 450 g. of 95% sodium nitrite in a liter of water is added over a period of approximately one hour, the temperature being kept at 25°. Three liters of water is then added, and stirring is continued for two hours.

One quarter of the reaction mixture is placed in a 2-l. separatory funnel and shaken with 350 ml. of ether. The bottom aqueous layer is run off, and the next quarter of the reaction mixture is placed in the separatory funnel and extracted with the same ether. This is repeated until all is extracted. This cycle is repeated twice, using 200 ml. of ether each time. The ether extracts are combined, washed once with water, four times with sodium bicarbonate solution, and once more with water. The addition of sodium chloride is occasionally necessary to cause the layers to separate promptly. After drying the ether solution with sodium sulfate, the solvent is distilled on a steam bath at atmospheric pressure, and then for two hours at about 35 mm. The residue of brown, liquid, impure ethyl α -oximinoacetoacetate weighs 650–700 g.

The crude product is dissolved in toluene (120 ml. per 100 g. of crude material) and the solution is filtered. Cooling to –13° to –15° with stirring for one-half hour causes crystallization. The solid is filtered, washed with a little cold toluene, and air dried overnight. A yield of 550–600 g. (63%), m.p. 57.5–58°, is obtained. The addition of petroleum

¹⁸⁹ Tota and Elderfield, *J. Org. Chem.*, **7**, 317 (1942).

ether (b.p. 60–90°) to the toluene decreases the solubility of the product and permits an increased yield (75%).¹⁹⁰

The once-crystallized material may be recrystallized from toluene, but 180 ml. of solvent should be used per 100 g. of oximino ester; the recovery of pure white product, m.p. 58–58.5°, is 90%. If the toluene mother liquor is distilled on a hot plate at atmospheric pressure, the oximino ester decomposes, sometimes violently. The mother liquor can be used for crystallizing the next batch of crude material, or most of the toluene can be distilled under reduced pressure on a steam bath and 50–60 g. more of the oximino ester, m.p. 56°, obtained on cooling.

α -Oximino- γ -butyrolactone from α -Acetyl- γ -butyrolactone.⁹⁵ To a cold (0° to –5°) solution of 256 g. (2 moles) of α -acetyl- γ -butyrolactone in 500 ml. of methanol is added 300 g. (4 moles) of ethyl nitrite.* The reaction flask is packed in ice and salt and allowed to stand for fifteen to twenty hours, during which time the ice melts and the temperature reaches that of the room. The mixture is cooled, and the crystalline solid is collected on a filter. The filtrate is concentrated under diminished pressure, and the dark-colored residue is heated on the steam bath with 100 ml. of *n*-butyl alcohol. The mixture is cooled and filtered. The two crops of crystals are combined, washed twice with 100-ml. portions of cold *n*-butyl alcohol and then with ether. The α -oximino- γ -butyrolactone weighs 196–209 g. (85–91%) and melts at 183–185° (lit. 192°).

α -Oximino-caproic Acid from Ethyl *n*-Butylacetoacetate.⁹ In a 400-ml. beaker surrounded by an ice-salt bath is placed 30 g. of 85% sulfuric acid. Mechanical stirring is started (a four-blade paddle stirrer was found most efficient), and, when the temperature of the acid reaches –5° to 0°, 18.6 g. (0.1 mole) of ethyl *n*-butylacetoacetate is added slowly enough that no rise in temperature occurs. When this addition is complete, 11 g. (0.105 mole) of *n*-butyl nitrite is slowly added dropwise, with the temperature as near 0° as possible. Slow effervescence is observed, but, if the nitrite is added too rapidly, oxides of nitrogen are evolved. After all the nitrite has been added, small pieces of ice are added to dilute the acid. At this point a white, curdy precipitate of oximino ester appears. Cold water is then added, and the liquid is extracted with ether. The oximino compound is extracted from the ether by cold 10% sodium hydroxide solution. The red alkaline extract is heated on the steam bath for fifteen minutes, then cooled and acidified. The precipitated α -oximino-caproic acid is filtered, and the filtrate is

¹⁹⁰ Albertson, Tullar, King, Fishburn, and Archer, *J. Am. Chem. Soc.*, **70**, 1150 (1948).

* Evidently the reaction is catalyzed by a trace of hydrogen chloride present in the ethyl nitrite, since with ethyl nitrite prepared from sulfuric acid the reaction proceeds very slowly unless a small amount of an acid is added.

extracted with ether. The product is recrystallized from petroleum ether and melts at 136° (dec.); the yield is 12.5 g. (86%).

By the same procedure, ethyl α -benzylacetoacetate is converted into α -oximino- β -phenylpropionic acid in 85% yield. No oxime could be obtained from ethyl 3,4-diethoxybenzylacetoacetate by this procedure.

Ethyl α -Oximinoacproate from Diethyl *n*-Butylmalonate.⁸ Sixty-four and nine-tenths grams (0.3 mole) of diethyl *n*-butylmalonate is placed in a 500-ml. flask equipped with a mercury-sealed stirrer, dropping funnel, and an ice-water-cooled condenser carrying a drying tube. The flask is immersed in an ice bath, and 33.8 g. (0.4 mole) of ethyl nitrite * is added to the stirred solution, the temperature of which is maintained at about 0° . The mixture is then cooled to -10° in an ice-salt bath, and a solution of sodium ethoxide (prepared from 6.9 g. of sodium and 138 ml. of absolute ethanol) is added slowly with stirring. The flask is stoppered tightly and kept in a freezing unit of a refrigerator at -10° for twelve hours. The mixture is poured into an evaporating dish which is kept in a vacuum desiccator over concentrated sulfuric acid until the alcohol has evaporated. (The alcohol may be removed rapidly with equally good results by gently heating the mixture on a steam bath under reduced pressure.) To the residue is added an equal volume of ice water, and the aqueous solution is extracted with ether.† While it is cooled in an ice bath, the aqueous solution is acidified to pH 5 with cold concentrated hydrochloric acid. (During the neutralization, ice is added directly to the aqueous solution.) The α -oximino ester, which precipitates as a yellow oil, is taken up in ether, and the aqueous solution is extracted several times with ether. The combined ether extracts are dried over Drierite, and the solvent is distilled, leaving 42.8 g. (83%) of ethyl α -oximinoacproate as a light yellow solid, m.p. $49-53^{\circ}$. Recrystallization from petroleum ether (b.p. $30-60^{\circ}$) yields 41.4 g. (80%) of a white product melting at $53-55^{\circ}$.

By a similar procedure, diethyl benzylmalonate is converted into ethyl α -oximino- β -phenylpropionate in 92% yield.

* Purified commercial butyl nitrite gave quite impure ethyl α -oximinoacproate.

† From the ether solution, after drying and removing the solvent, there was obtained 9.4 g. (27%) of diethyl carbonate.

TABULAR SURVEY

The data in the tables cannot always be used to determine the superiority of a particular nitrosation procedure inasmuch as many preparations were not carried out with a view to obtaining maximum yields. Experimental procedures have been indicated by the following notations.

HNO_2 = sodium nitrite and mineral or acetic acid.

N_2O_3 = nitrous fumes evolved from a mixture of concentrated nitric acid and arsenic trioxide.

NOCl = nitrosyl chloride.

$\text{NO}_2\text{SO}_3\text{H}$ = nitrosylsulfuric acid in concentrated sulfuric acid.

$\text{C}_4\text{H}_9\text{ONO}$, 85% H_2SO_4 = *n*-butyl nitrite in 85% sulfuric acid.

RONO , HCl = alkyl nitrite * and hydrogen chloride. (Differentiation between anhydrous hydrogen chloride and concentrated aqueous hydrogen chloride has not been made unless the two reagents were compared under similar conditions.)

RONO , CH_3COCl = alkyl nitrite * and acetyl chloride.

RONO , MOR = alkyl nitrite * and an alkoxide.

HOH = hydrolysis.

Where more than one reference is given for a single entry, the yield reported is taken from the reference in italics.

Although many examples of the reaction are not listed in abstract journals, it is hoped that practically all those recorded in the literature prior to the January, 1950, issue of *Chemical Abstracts* † have been detected. A number of more recent examples are also included in the tables. The compounds are in general listed in order of increasing size and complexity, particularly as regards the group which is nitrosated. Methyl ketones therefore precede other dialkyl ketones, which are in turn followed by alicyclic ketones and then aryl alkyl ketones. In each of the tables, examples of the nitrosation of methyl groups precede examples of the nitrosation of methylene and methinyl groups.

* Amyl nitrite and isoamyl nitrite are both listed as $\text{C}_5\text{H}_{11}\text{ONO}$ because commercial products may be mixtures of isomers.

† For the convenience of the reader, *Chemical Abstracts* references have been included for several foreign articles listed in this chapter. However, except for references 26, 235, 237, and 248, the original papers have been consulted.

TABLE I

KETONES

Starting Compound	Method	Products	Yield %	Reference	
<i>A. Dialkyl Monoketones</i>					
Acetone	N ₂ O ₃	Acetylmethyl nitrolic acid *	23	191	
	N ₂ O ₃	Isonitrosodiacetone nitrate(?)	—	192	
	HNO ₂	Oximinoacetone	69	46	
	CH ₃ ONO, HCl	Oximinoacetone	40	32	
	C ₅ H ₁₁ ONO, HCl	Oximinoacetone	—	27	
	NOCl	Oximinoacetone, chloroöximinoacetone, nitrosochlorination products of phorone	—	193	
	Methyl ethyl ketone	N ₂ O ₃	Diacetyl monoxime	—	191
		Ethyl nitrolic acid	10		
CH ₃ ONO, HCl		Diacetyl monoxime	97	159	
C ₂ H ₅ ONO, HCl		Diacetyl monoxime	65, 69-74	183, 15	
C ₅ H ₁₁ ONO, HCl		Diacetyl monoxime	50-64 †	194, 195, 196, 197	
C ₅ H ₁₁ ONO, HCl		Diacetyl monoxime	62	198, 199	
C ₅ H ₁₁ ONO, NaOC ₂ H ₅		Diacetyl monoxime	22	29	
C ₅ H ₁₁ ONO, NaOH		Diacetyl monoxime	88 †	29	
C ₅ H ₁₁ ONO		Diacetyl monoxime	—	200	
NOCl		Diacetyl monoxime	51 †	183, 187, 193	
NO ₂ SO ₃ H		Diacetyl monoxime	—	201	
NO ₂ SO ₃ H ‡		Diacetyl monoxime	57	202	
Methyl <i>n</i> -propyl ketone		C ₅ H ₁₁ ONO, HCl	3-Oximino-2-pentanone ¶	30-70	34
		C ₂ H ₅ ONO, HCl	3-Nitroso-3-methyl-2-butanone	39	19
		C ₂ H ₅ ONO, aq. HCl	3-Nitroso-3-methyl-2-butanone	24	20
Methyl isopropyl ketone	C ₂ H ₅ ONO, CH ₃ COCl	3-Nitroso-3-methyl-2-butanone	43	19	
	C ₄ H ₉ ONO, HCl	3-Oximino-5-pentanol-2-one	9	173	
Acetopropyl alcohol	C ₅ H ₁₁ ONO, HCl	3-Oximino-2-hexanone	—	203	
Methyl <i>n</i> -butyl ketone	C ₂ H ₅ ONO, HCl	Methyl 5-oximino-4-keto-2-pentenoate ¶¶	45-64	177	
Methyl 4-keto-2-pentenoate	C ₅ H ₁₁ ONO, NaOC ₂ H ₅	1-Oximino-4-methyl-3-penten-2-one	30-70	34	
Mesityl oxide	C ₅ H ₁₁ ONO, HCl	3-Oximino-2-octanone	40	33, 204	
Methyl <i>n</i> -hexyl ketone	C ₂ H ₅ ONO, HCl	Methyl α-nitrosocyclohexyl ketone	17	19	
Methyl cyclohexyl ketone	C ₂ H ₅ ONO, aq. HCl	Methyl α-nitrosocyclohexyl ketone	13	19	

Methyl cyclohexyl ketone (<i>Cont'd</i>)	C_2H_5ONO , CH_3COCl	Methyl α -nitrosocyclohexyl ketone	43	19
Methyl benzyl ketone	$NOCl$	1-Oximino-1-phenyl-2-propanone	—	182
	$C_5H_{11}ONO$, $NaOC_2H_5$	1-Oximino-1-phenyl-2-propanone	76	167
4-Phenyl-2-butanone	$C_5H_{11}ONO$, $NaOC_2H_5$	3-Oximino-4-phenyl-2-butanone	—	205
Benzalacetone	$C_5H_{11}ONO$, HCl	1-Oximino-4-phenyl-3-buten-2-one	30-70	34, 205a
Anisalacetone	$NOCl$	1-Oximino-4- <i>p</i> -methoxyphenyl-3-buten-2-one	—	182
Methyl <i>n</i> -nonyl ketone	$C_5H_{11}ONO$, HCl	3-Oximino-2-undecanone	30	206
2,4-Dinitrophenylacetone	$C_5H_{11}ONO$, HCl	1-Oximino-1-(2,4-dinitrophenyl)-2-propanone	80	16
	$C_5H_{11}ONO$, $NaOC_2H_5$	3-Acetyl-6-nitrobenzisoxazole	—	16
Diethyl ketone	$C_5H_{11}ONO$, HCl	2-Oximino-3-pentanone	37-55	207
	$C_5H_{11}ONO$, HCl	2-Oximino-3-pentanone	30-70	34
Ethyl <i>n</i> -propyl ketone	$C_5H_{11}ONO$, HCl	2-Oximino-3-hexanone, 4-oximino-3-hexanone	—	17
Ethyl isopropyl ketone	C_2H_5ONO , HCl	2-Oximino-4-methyl-3-pentanone	53	19
	C_2H_5ONO , aq. HCl	2-Nitroso-2-methyl-3-pentanone	30	
	C_2H_5ONO , CH_3COCl	2-Oximino-4-methyl-3-pentanone	27	20
		2-Nitroso-2-methyl-3-pentanone	7	
		2-Oximino-4-methyl-3-pentanone	34	19
		2-Nitroso-2-methyl-3-pentanone	49	
	$C_5H_{11}ONO$, $NaOC_2H_5$	2-Oximino-4-methyl-3-butanone	40	208
Ethyl <i>n</i> -butyl ketone	$C_5H_{11}ONO$, HCl	2-Oximino-3-heptanone, 4-oximino-3-heptanone	—	17
Ethyl isobutyl ketone	$C_5H_{11}ONO$, $NaOC_2H_5$	2-Oximino-5-methyl-3-hexanone	40	208
Ethyl <i>n</i> -amyl ketone	$C_5H_{11}ONO$, HCl	2-Oximino-3-octanone, 4-oximino-3-octanone	—	17
Ethyl isoamyl ketone	$C_5H_{11}ONO$, HCl	2-Oximino-6-methyl-3-heptanone	—	17
Ethyl isohexyl ketone	$C_5H_{11}ONO$, HCl	2-Oximino-7-methyl-3-octanone	—	17
Ethyl cyclohexyl ketone	C_2H_5ONO , HCl	2-Oximino-1-cyclohexyl-1-propanone	39	19
	C_2H_5ONO , aq. HCl	1-(1-Nitrosocyclohexyl)-1-propanone	4	
		2-Oximino-1-cyclohexyl-1-propanone	15	19
		1-(1-Nitrosocyclohexyl)-1-propanone	4	
	C_2H_5ONO , CH_3COCl	2-Oximino-1-cyclohexyl-1-propanone	26	19
		1-(1-Nitrosocyclohexyl)-1-propanone	3	
Ethyl <i>n</i> -pentadecyl ketone	$C_5H_{11}ONO$, HCl	2-Oximino-3-octadecanone	—	18

Note: References 191-316 are listed on pp. 375-377.

* This compound was obtained as an oil of 52% purity. The yield was based upon the weight and analysis of the oil.

† The yield was based on the dioxime isolated.

‡ This yield could not be obtained in a confirmatory study; see ref. 183.

§ The solvent was concentrated hydrochloric acid rather than sulfuric acid.

|| This was originally believed to be 1-oximino-2-pentanone. Kalischer, *Ber.*, **28**, 1513 (1895)

¶ This compound decomposes slowly when stored in air.

TABLE I—Continued

KETONES

Starting Compound	Method	Products	Yield %	Reference
<i>A. Dialkyl Monoketones—Continued</i>				
Ethyl <i>n</i> -heptadecyl ketone	C ₅ H ₁₁ ONO, HCl	2-Oximino-3-eicosanone	—	18
Di- <i>n</i> -propyl ketone	C ₅ H ₁₁ ONO, HCl	3-Oximino-4-heptanone	—	209
	NOCl	3-Oximino-4-heptanone	—	193
<i>n</i> -Propyl isopropyl ketone	C ₂ H ₅ ONO, HCl	4-Oximino-2-methyl-3-hexanone	47	19
	C ₂ H ₅ ONO, CH ₃ COCl	4-Oximino-2-methyl-3-hexanone	35	19
Isopropyl <i>n</i> -butyl ketone	C ₂ H ₅ ONO, HCl	4-Oximino-2-methyl-3-heptanone	29	19
	C ₂ H ₅ ONO, CH ₃ COCl	4-Oximino-2-methyl-3-heptanone	46	19
Isopropyl isobutyl ketone	C ₂ H ₅ ONO, HCl	4-Oximino-2,5-dimethyl-3-hexanone	19	19
		2-Nitroso-2,5-dimethyl-3-hexanone	52	
	C ₂ H ₅ ONO, aq. HCl	4-Oximino-2,5-dimethyl-3-hexanone	7	19
		2-Nitroso-2,5-dimethyl-3-hexanone	4	
	C ₂ H ₅ ONO, CH ₃ COCl	4-Oximino-2,5-dimethyl-3-hexanone	8	19
		2-Nitroso-2,5-dimethyl-3-hexanone	50	
Dibenzyl ketone	C ₂ H ₅ ONO, NaOC ₂ H ₅	1,3-Dioximino-1,3-diphenyl-2-propanone	Small	64
Cyclopentanone	C ₅ H ₁₁ ONO, CH ₃ COCl	2,5-Dioximinocyclopentanone	—	61
Cyclohexanone	C ₅ H ₁₁ ONO, HCl	1,2-Cyclohexanedione monoxime nitrite(?)	—	210
	C ₅ H ₁₁ ONO, CH ₃ COCl	2,6-Dioximinocyclohexanone	—	61
	(+,-)-2-Octyl nitrite, NaOC ₂ H ₅	1,2-Cyclohexanedione monoxime	69	211
	(+)-2-Octyl nitrite, NaOC ₂ H ₅	1,2-Cyclohexanedione monoxime	—	211
	2-Ethyl- <i>n</i> -hexyl nitrite, NaOC ₂ H ₅	1,2-Cyclohexanedione monoxime	80	212
3-Methylcyclohexanone	C ₅ H ₁₁ ONO, CH ₃ COCl	3-Methyl-2,6-dioximinocyclohexanone	—	63
4-Methylcyclohexanone	(+)-2-Octyl nitrite, NaOC ₂ H ₅	2-Oximino-4-methylcyclohexanone	—	211
	(-)-2-Octyl nitrite, NaOC ₂ H ₅	2-Oximino-4-methylcyclohexanone	—	61
6-Oximino-3-methylcyclohexanone	C ₅ H ₁₁ ONO, CH ₃ COCl	2,6-Dioximino-3-methylcyclohexanone	—	63
2,2,6-Trimethyl-4-piperidone	C ₅ H ₁₁ ONO, HCl	3,5-Dioximino-2,2,6-trimethyl-4-piperidone	60	62
2,2,6,6-Tetramethyl-4-piperidone	C ₅ H ₁₁ ONO, HCl	3,5-Dioximino-2,2,6,6-tetramethyl-4-piperidone	50	62
Cycloheptanone	C ₅ H ₁₁ ONO, CH ₃ COCl	2,7-Dioximinocycloheptanone	Small	61
Canphor	C ₂ H ₅ ONO, NaOC ₂ H ₅	α -Oximinocamphor	(48)	184
	C ₂ H ₅ ONO, NaOC ₂ H ₅	α -Oximinocamphor	32, 34	213, 214

6-Phenylcamphor	$C_5H_{11}ONO$, $NaNH_2$, KNH_2	3-Oximino-6-phenylcamphor	—	215
(-)-Epicamphor	$C_5H_{11}ONO$, $NaNH_2$	(-)-3-Oximinoepicamphor	71 (Cr.)	60
(+)-Carone	$C_5H_{11}ONO$, CH_3COCl	(+)-Nitrosoacarone	45	216
Menthone	$C_5H_{11}ONO$, HCl	β,δ -Dimethyl- ϵ -oximinocaprylic acid	Poor	59
	$C_5H_{11}ONO$, HCl	4-Nitrosomenthone	8	58
	C_2H_5ONO , CH_3COCl	β,δ -Dimethyl- ϵ -oximinocaprylic acid	60	
	$C_5H_{11}ONO$, $NaOC_2H_5$	4-Nitrosomenthone	40	57
Pulegone	$C_5H_{11}ONO$, HCl	β,δ -Dimethyl- ϵ -oximinocaprylic acid	68	59
	$C_5H_{11}ONO$, HCl	2-Nitrosopulegone	—, 10	217, 218
	$C_5H_{11}ONO$, $NaOC_2H_5$	β,δ -Dimethyl- ϵ -oximino-7-octenoic acid	—	59
Dihydrocarvone hydrobromide	C_2H_5ONO , CH_3COCl	1-Nitrosodihydrocarvone hydrobromide	15	57
Dihydroeucarvone	$C_5H_{11}ONO$, HCl	Nitrosodihydroeucarvone	—	216
	HNO_2	Nitrosodihydroeucarvone	—	219
Carvomenthone (tetrahydrocarvone)	C_2H_5ONO , CH_3COCl	1-Nitrosocarvomenthone	—, 18	57, 220
Tropinone	$C_5H_{11}ONO$, HCl	α,α' -Dioximinotropinone	90	65
	$C_5H_{11}ONO$, $NaOC_2H_5$	α,α' -Dioximinotropinone	—	65
<i>cis</i> -N-Acetyl-7-keto-8-methyldecahydroisoquinoline	C_2H_5ONO , $NaOC_2H_5$	N-Acetyl-10-oximinodihydrohomomerquinone ethyl ester	68	6

B. Aryl Alkyl Monoketones

Acetophenone	CH_3ONO , HCl	α -Oximinoacetophenone	69 **	32
	C_4H_9ONO , HCl	α -Oximinoacetophenone	6-12	31
	C_4H_9ONO , $NaOC_2H_5$	α -Oximinoacetophenone	—, 37	31, 21
	$C_5H_{11}ONO$, $NaOC_2H_5$	α -Oximinoacetophenone	—, 50	28, 30
	$C_5H_{11}ONO$, $NaNH_2$	α -Oximinoacetophenone	32	29
<i>m</i> -Bromoacetophenone	C_4H_9ONO , HCl	α -Oximino- <i>m</i> -bromoacetophenone	75	35
<i>p</i> -Bromoacetophenone	C_4H_9ONO , $NaOC_2H_5$	α -Oximino- <i>p</i> -bromoacetophenone	63	35
<i>m</i> -Chloroacetophenone	C_4H_9ONO , HCl	α -Oximino- <i>m</i> -chloroacetophenone	63	35
<i>p</i> -Chloroacetophenone	C_4H_9ONO , $NaOC_2H_5$	α -Oximino- <i>p</i> -chloroacetophenone	60	35
	$C_5H_{11}ONO$, $NaOC_2H_5$	α -Oximino- <i>p</i> -chloroacetophenone	—	221
	$NOCl$	α -Oximino- <i>p</i> -chloroacetophenone	—	182
3,4-Dichloroacetophenone	$C_5H_{11}ONO$, Na	α -Oximino-3,4-dichloroacetophenone	5	179
	$C_5H_{11}ONO$, $NaOC_2H_5$	α -Oximino-3,4-dichloroacetophenone	51	179
3-Chloro-4-hydroxyacetophenone	C_4H_9ONO , $NaOC_2H_5$	α -Oximino-3-chloro-4-hydroxyacetophenone	4	21
	C_4H_9ONO , HCl	α -Oximino-3-chloro-4-hydroxyacetophenone	11	21
3-Bromo-4-hydroxyacetophenone	C_4H_9ONO , HCl	α -Oximino-3-bromo-4-hydroxyacetophenone	—	21

Note: References 191-316 are listed on pp. 375-377.

** The yield was calculated on the basis of unrecovered ketone.

TABLE I—Continued

KETONES

Starting Compound	Method	Products	Yield %	Reference
<i>B. Aryl Alkyl Monoketones—Continued</i>				
<i>p</i> -Methylacetophenone	C ₅ H ₁₁ ONO, NaOC ₂ H ₅	α -Oximino- <i>p</i> -methylacetophenone	—	222
3,4-Dimethoxyacetophenone	C ₅ H ₁₁ ONO, NaOC ₂ H ₅	α -Oximino-3,4-dimethoxyacetophenone	75	23
<i>p</i> -Benzyloxyacetophenone	C ₄ H ₉ ONO, NaOC ₂ H ₅	α -Oximino- <i>p</i> -benzyloxyacetophenone	77	223
2-Benzyloxy-5-methoxyacetophenone	CH ₃ ONO, HCl	α -Oximino-2-benzyloxy-5-methoxyacetophenone ††	—	224
2-Benzyloxy-5-ethoxyacetophenone	CH ₃ ONO, HCl	α -Oximino-2-benzyloxy-5-ethoxyacetophenone ††	—	224
Phenacylpyridinium bromide	C ₅ H ₁₁ ONO	α -Oximinophenacylpyridinium bromide	44	225
	HNO ₂	α -Oximinophenacylpyridinium bromide	—	225
Phenacyl chloride	C ₄ H ₉ ONO, HCl	Phenylglyoxylohydroxamyl chloride	82, 86	39, 40
<i>p</i> -Methylphenacyl chloride	C ₄ H ₉ ONO, HCl	<i>p</i> -Tolylglyoxylohydroxamyl chloride	74	39
<i>p</i> -Phenylphenacyl chloride	C ₄ H ₉ ONO, HCl	<i>p</i> -Xenylglyoxylohydroxamyl chloride	82	39
<i>p</i> -Chlorophenacyl chloride	C ₄ H ₉ ONO, HCl	<i>p</i> -Chlorophenylglyoxylohydroxamyl chloride	77	39
<i>p</i> -Methoxyphenacyl chloride	C ₄ H ₉ ONO, HCl, H ₂ O	<i>p</i> -Methoxyphenylglyoxylohydroxamyl chloride	82	39
<i>p</i> -Hydroxyphenacyl chloride	C ₄ H ₉ ONO, HCl	<i>p</i> -Hydroxyphenylglyoxylohydroxamyl chloride	95	39
3,4-Dihydroxyphenacyl chloride	C ₄ H ₉ ONO, HCl	3,4-Dihydroxyphenylglyoxylohydroxamyl chloride	82	39
Phenyl 2,4-dinitrobenzyl ketone	C ₅ H ₁₁ ONO, HCl	Phenyl α -oximino-2,4-dinitrobenzyl ketone	75	16
α -2-Quinolyl- <i>o</i> -carboxyacetophenone	HNO ₂	α -Oximino- α -2-quinolyl- <i>o</i> -carboxyacetophenone	—	226
Propiophenone	CH ₃ ONO, HCl	α -Oximino propiophenone	65–68, 75	36, 32
	C ₄ H ₉ ONO, HCl	α -Oximino propiophenone	51, 72	35, 37
	C ₅ H ₁₁ ONO, HCl	α -Oximino propiophenone	30–70	33, 34
	C ₅ H ₁₁ ONO, NaOC ₂ H ₅	α -Oximino propiophenone	23–24 ††	227
<i>p</i> -Methylpropiophenone	C ₄ H ₉ ONO, HCl	α -Oximino- <i>p</i> -methylpropiophenone	74, 78	37, 180
<i>p</i> -Phenylpropiophenone	C ₄ H ₉ ONO, HCl	α -Oximino- <i>p</i> -phenylpropiophenone	64, 88	129, 180
<i>p</i> -Nitropropiophenone	C ₄ H ₉ ONO, HCl	α -Oximino- <i>p</i> -nitropropiophenone	70	228
<i>p</i> -Acetamidopropiophenone	C ₄ H ₉ ONO, HCl	α -Oximino- <i>p</i> -acetamidopropiophenone	75	228
<i>p</i> -Benzamidopropiophenone	C ₄ H ₉ ONO, HCl	α -Oximino- <i>p</i> -benzamidopropiophenone	75	228
<i>o</i> -Fluoropropiophenone	C ₄ H ₉ ONO, HCl	α -Oximino- <i>o</i> -fluoropropiophenone	74	24
<i>m</i> -Fluoropropiophenone	C ₄ H ₉ ONO, HCl	α -Oximino- <i>m</i> -fluoropropiophenone	87	24
<i>p</i> -Fluoropropiophenone	C ₄ H ₉ ONO, HCl	α -Oximino- <i>p</i> -fluoropropiophenone	88	24
<i>o</i> -Chloropropiophenone	C ₄ H ₉ ONO, HCl	α -Oximino- <i>o</i> -chloropropiophenone	76	24
<i>m</i> -Chloropropiophenone	C ₄ H ₉ ONO, HCl	α -Oximino- <i>m</i> -chloropropiophenone	83	24
<i>p</i> -Chloropropiophenone	C ₄ H ₉ ONO, HCl	α -Oximino- <i>p</i> -chloropropiophenone	83, 89	24, 180

<i>p</i> -Chloropropiophenone (<i>Cont'd</i>)	C ₄ H ₉ ONO, HCl	α -Oximino- <i>p</i> -chloropropiophenone	Good	35
<i>o</i> -Bromopropiophenone	C ₄ H ₉ ONO, HCl	α -Oximino- <i>o</i> -bromopropiophenone	71	24
<i>m</i> -Bromopropiophenone	C ₄ H ₉ ONO, HCl	α -Oximino- <i>m</i> -bromopropiophenone	76	24
<i>p</i> -Bromopropiophenone	C ₄ H ₉ ONO, HCl	α -Oximino- <i>p</i> -bromopropiophenone	82, 87	24, 35
3-Chloro-4-hydroxypropyphenone	C ₄ H ₉ ONO, HCl	α -Oximino-3-chloro-4-hydroxypropyphenone	1 §§	35
<i>o</i> -Methoxypropyphenone	C ₄ H ₉ ONO, HCl	α -Oximino- <i>o</i> -methoxypropyphenone	41	22
<i>p</i> -Methoxypropyphenone	C ₄ H ₉ ONO, HCl	α -Oximino- <i>p</i> -methoxypropyphenone	72	22
2,4-Dimethoxypropyphenone	C ₄ H ₉ ONO, HCl	α -Oximino-2,4-dimethoxypropyphenone	90	22
2,5-Diethoxypropyphenone	CH ₃ ONO, HCl	α -Oximino-2,5-diethoxypropyphenone	50-75	224
2,5-Dibenzoyloxypropyphenone	CH ₃ ONO, HCl	α -Oximino-2,5-dibenzoyloxypropyphenone	50-75	224
2-Benzoyloxy-5-methoxypropyphenone	CH ₃ ONO, HCl	α -Oximino-2-benzoyloxy-5-methoxypropyphenone	50-75	224
<i>o</i> -Carbomethoxypropyphenone	C ₂ H ₅ ONO, HCl	α -Oximino- <i>o</i> -carbomethoxypropyphenone	—	229
2-Ethylcarbonato-5-methoxypropyphenone	CH ₃ ONO, HCl	α -Oximino-2-ethylcarbonato-5-methoxypropyphenone	—	224
<i>m</i> -Hydroxypropyphenone	C ₄ H ₉ ONO, HCl	α -Oximino- <i>m</i> -hydroxypropyphenone	38	22
<i>p</i> -Hydroxypropyphenone	C ₄ H ₉ ONO, HCl	α -Oximino- <i>p</i> -hydroxypropyphenone	60	22
3-Hydroxy-4-methylpropyphenone	C ₄ H ₉ ONO, HCl	α -Oximino-3-hydroxy-4-methylpropyphenone	56	22
3-Methyl-4-hydroxypropyphenone	C ₄ H ₉ ONO, HCl	α -Oximino-3-methyl-4-hydroxypropyphenone	72	22
3,4-Dihydroxypropyphenone	C ₄ H ₉ ONO, HCl	α -Oximino-3,4-dihydroxypropyphenone	27	22
α -Phenylpropyphenone	C ₅ H ₁₁ ONO, NaOC ₂ H ₅	Acetophenone oxime	—	230
β -Phenylpropyphenone	C ₆ H ₁₁ ONO, NaOC ₂ H ₅	α -Oximino- β -phenylpropyphenone	—	231
Butyrophenone	C ₄ H ₉ ONO, HCl	α -Oximino-butyrophenone	50	31
<i>p</i> -Methylbutyrophenone	C ₄ H ₉ ONO, HCl	α -Oximino- <i>p</i> -methylbutyrophenone	50	31
<i>o</i> -Carbomethoxybutyrophenone	C ₂ H ₅ ONO, HCl	α -Oximino- <i>o</i> -carbomethoxybutyrophenone	81	229
Valerophenone	C ₄ H ₉ ONO, HCl	α -Oximino-valerophenone	69	31
Caprophenone	C ₄ H ₉ ONO, HCl	α -Oximino-caprophenone	55-60	31
Caprylophenone	C ₄ H ₉ ONO, HCl	α -Oximino-caprylophenone	25	31
δ - <i>o</i> -Aminobenzoylvaleric acid	HNO ₂	4-Hydroxy-3-cinnolinebutyric acid	—	232
1-Acetonaphthone	C ₅ H ₁₁ ONO, NaOC ₂ H ₅	α -Oximino-1-acetonaphthone	45	233, 234, 235
4-Methoxy-1-acetonaphthone	C ₅ H ₁₁ ONO, NaOC ₂ H ₅	α -Oximino-4-methoxy-1-acetonaphthone	—	234
1-Propionaphthone	C ₄ H ₉ ONO, HCl	α -Oximino-1-propionaphthone	74	180
2-Propionaphthone	C ₄ H ₉ ONO, HCl	α -Oximino-2-propionaphthone	68	180
Desoxybenzoin (sodium salt)	N ₂ O ₃ ¶¶	Benzil monoxime	—	236

Note: References 191-316 are listed on pp. 375-377.

†† The oxime was reduced, without isolation, to the debenzylated amino ketone.

‡‡ The yield was based on the dioxime isolated.

§§ The yield was based on the amino ketone isolated.

||| The yield was calculated on the basis of unrecovered ketone.

¶¶ Prepared from sodium nitrite and sulfuric acid.

TABLE I—Continued

KETONES

Starting Compound	Method	Products	Yield %	Reference
<i>B. Aryl Alkyl Monoketones—Continued</i>				
Desoxybenzoin (<i>Cont'd</i>)	C ₅ H ₁₁ ONO, NaOC ₂ H ₅	Benzil monoxime	61	236
Desoxyfuroin	C ₂ H ₅ ONO, Na	2-Furoic acid	—	237
		2-Furaldehyde oxime	—	
Desoxybenzfuroin	C ₂ H ₅ ONO, Na	2-Furoic acid	—	237
		Benzaldehyde oxime	—	
1-Indanone	HNO ₂	2-Oximino-1-indanone	—	40a
	C ₅ H ₁₁ ONO, HCl	2-Oximino-1-indanone	56	42
3-Methyl-1-indanone	C ₅ H ₁₁ ONO, HCl	2-Oximino-3-methyl-1-indanone	Nearly quant.	41
5,6-Methylenedioxy-1-indanone	C ₅ H ₁₁ ONO, HCl	2-Oximino-5,6-methylenedioxy-1-indanone	Nearly quant.	43
5,6-Dimethoxy-1-indanone	C ₅ H ₁₁ ONO, HCl	2-Oximino-5,6-dimethoxy-1-indanone	Nearly quant.	43
Narcein	C ₅ H ₁₁ ONO, NaOC ₂ H ₅	α -Oximinonarcein	80	238
Nornarcein	C ₂ H ₅ ONO, NaOC ₂ H ₅	α -Oximinonornarcein	—	239
Methylhydrastein	C ₂ H ₅ ONO, NaOC ₂ H ₅	α -Oximinomethylhydrastein	—	239
Methyl 4-quinolyl ketone	C ₅ H ₁₁ ONO, NaOC ₂ H ₅	Oximinomethyl-4-quinolyl ketone	60	240
Ethyl 4-quinolyl ketone	C ₂ H ₅ ONO, NaOC ₂ H ₅	2-Oximino-1-(4-quinolyl)-1-propanone	—	38
<i>o</i> -Nitrophenylpyruvic acid	NaNO ₂ , CH ₃ CO ₂ H	<i>o</i> -O ₂ NC ₆ H ₄ CCOCO ₂ H *	—	241
		$\begin{array}{c} \text{N} \\ \parallel \\ \text{O} \quad \text{N} \\ \diagdown \quad \diagup \\ \text{O} \quad \text{N} \\ \parallel \\ \text{O} \end{array}$ (as bisphenylhydrazone)		
		<i>o</i> -O ₂ NC ₆ H ₄ CCOCO ₂ H		
		<i>o</i> -Nitrobenzotrile		

C. β -Diketones

Acetylacetone	HNO ₂	3-Oximino-2,4-pentanedione	—, 78	52, 51
	C ₅ H ₁₁ ONO	3-Oximino-2,4-pentanedione	44	46
2,4-Hexanedione	HNO ₂	3-Oximino-2,4-hexanedione	86	242
3,5-Heptanedione	C ₅ H ₁₁ ONO, HCl	4-Oximino-3,5-heptanedione	43	46
1-Phenyl-1,3-butanedione	N ₂ O ₃ , ether	2-Nitroso-1-phenyl-1,3-butanedione	—	50
	N ₂ O ₃ , C ₂ H ₅ OH, NaOC ₂ H ₅	2-Oximino-1-phenyl-1,3-butanedione	—	44
	HNO ₂	2-Oximino-1-phenyl-1,3-butanedione	97	51
1- <i>o</i> -Methoxyphenyl-1,3-butanedione	HNO ₂	2-Oximino-1- <i>o</i> -methoxyphenyl-1,3-butanedione	—	49
1- <i>o,p</i> -Dimethoxyphenyl-1,3-butanedione	HNO ₂	2-Oximino-1- <i>o,p</i> -dimethoxyphenyl-1,3-butanedione	—	49
Dibenzoylmethane	N ₂ O ₃ , ether	2-Nitroso-1,3-diphenyl-1,3-propanedione	50-60	50
	C ₅ H ₁₁ ONO, HCl	2-Nitroso-1,3-diphenyl-1,3-propanedione	80	48
1-Phenyl-3- <i>p</i> -methoxyphenyl-1,3-propanedione	N ₂ O ₃ , ether	2-Nitroso-1-phenyl-3- <i>p</i> -methoxyphenyl-1,3-propanedione	35	50
	C ₅ H ₁₁ ONO, HCl	2-Oximino-1-phenyl-3- <i>p</i> -methoxyphenyl-1,3-propanedione	—	50
1-Phenyl-3- <i>p</i> -nitrophenyl-1,3-propanedione	C ₅ H ₁₁ ONO, HCl	2-Oximino-1-phenyl-3- <i>p</i> -nitrophenyl-1,3-propanedione †	—	50
1,4-Diphenyl-1,3-butanedione	C ₅ H ₁₁ ONO, HCl	2-Oximino-1,4-diphenyl-1,3-butanedione	—	243
5,5-Dimethyl-1,3-cyclohexanedione (methone)	HNO ₂	2-Oximino-5,5-dimethyl-1,3-cyclohexanedione	—, 99	47, 45
5-Phenyl-1,3-cyclohexanedione	CH ₃ ONO, NaOC ₂ H ₅	2-Oximino-5-phenyl-1,3-cyclohexanedione	—	46
1,3-Indanedione	HNO ₂	2-Oximino-5-phenyl-1,3-cyclohexanedione	—	47
	HNO ₂	2-Nitroso-1,3-indanedione	—, Quant. (crude)	54, 53
1-(3'-Methoxy-4'-hydroxyphenyl)-2,6-dicarboethoxycyclohexane-3,5-dione	HNO ₂	1-(3'-Methoxy-4'-hydroxyphenyl)-2,6-dicarboethoxy-4-oximinocyclohexane-3,5-dione	—	244
1-(3'-Methoxy-4'-acetoxyphenyl)-2,6-dicarboethoxycyclohexane-3,5-dione	HNO ₂	1-(3'-Methoxy-4'-acetoxyphenyl)-2,6-dicarboethoxy-4-oximinocyclohexane-3,5-dione	85	244
3,5,8,10-Tetraketo-3,4,5,8,9,10-hexahydro-pyrene	HNO ₂	4,9-Dinitroso-3,5,8,10-tetraketo-3,4,5,8,9,10-hexahydro-pyrene	89	56
D. Indole Derivatives (Ammono-Ketones)				
2-Methyl-3,3-dimethylpseudoindole	HNO ₂	2-Oximino-2-methyl-3,3-dimethylpseudoindole	—	66
2-Methyl-3,3-diethylpseudoindole	HNO ₂	2-Oximino-2-methyl-3,3-diethylpseudoindole	—	245
1,3,3-Trimethyl-2-methylenedihydroindole	HNO ₂ , HClO ₄	1,3,3-Trimethyl-2-formoximeindoleninium 1-perchlorate	96	67

Note: References 191-316 are listed on pp. 375-377.

* These products were obtained when the reaction was run in hot acetic acid. No reaction took place at room temperature. When an aqueous solution of *o*-nitrophenylpyruvic acid was boiled with sodium nitrite (2 equiv.) and hydrochloric acid (2 equiv.), *o*-nitrobenzoxitrile was produced in 85% yield.

† A quantitative yield of the corresponding triketone was obtained when a benzene solution of the diketone was treated with nitrous fumes.

TABLE II

 β -KETO ACIDS, ESTERS, AND RELATED COMPOUNDS

Starting Compound	Method	Products	Yield %	Reference
<i>A. β-Keto Acids</i>				
Ethyl acetoacetate	HOH; HNO ₂	Oximinoacetone	75-80	246
	HOH; HNO ₂	Oximinoacetone	—, 12	247, 68
Ethyl γ -ethoxyacetoacetate	HOH; HNO ₂	Oximinoacetone	60, 70 *	248, 249
	HOH; HNO ₂	1-Oximino-3-ethoxy-2-propanone	—	250
Barium α -methylacetoacetate	HNO ₂	Diacetyl monoxime	—	251
Ethyl α -methylacetoacetate	HOH; HNO ₂	Diacetyl monoxime	—, 60 *	70, 252
		Diacetyl monoxime	71, † 98	5, 202
Ethyl α -ethylacetoacetate	HOH; HNO ₂	3-Oximino-2-pentanone	—, 94	5, 71, 202
	HOH; HNO ₂	3-Oximino-5-ethoxy-2-pentanone	49	189
Ethyl α -2-ethoxyethylacetoacetate	HOH; HNO ₂	3-Oximino-2-hexanone	—, 50 †	202, 253, 254
Ethyl α -propylacetoacetate	HOH; HNO ₂	3-Oximino-4-methyl-2-pentanone	—	202, 255
Ethyl α -isopropylacetoacetate	HOH; HNO ₂	3-Oximino-5-hexene-2-one	—, 80	254, 256
Ethyl α -allylacetoacetate	HOH; HNO ₂	3-Oximino-5-methyl-2-hexanone	—	257
Ethyl α -isobutylacetoacetate	HOH; HNO ₂	3-Oximino-2-octanone	—, 75	258, 70
Ethyl α -amylacetoacetate	HOH; HNO ₂	3-Oximino-6-methyl-2-heptanone	—, 60	259, 33
Ethyl α -isoamylacetoacetate	HOH; HNO ₂	3-Oximino-4-methyl-2-decanone	80	70
α -sec-Octylacetoacetic acid	NOCl	3-Oximino-4-phenyl-2-butanone	—	251
α -Benzylacetoacetic acid	HNO ₂	3-Oximino-4-phenyl-2-butanone	80-90	260
Ethyl α -benzylacetoacetate	HOH; HNO ₂	3-Oximino-4-phenyl-2-butanone	—	260 _a
Ethyl α -m-xylylacetoacetate	HOH; HNO ₂	3-Oximino-4-heptanone	—	70
Ethyl α -ethyl- β -ketocaproate	HOH; NOCl	5-Oximino-4-octanone	—	70
Ethyl α -propyl- β -ketocaproate	HOH; NOCl	3-Oximino-2-methyl-4-heptanone	—	70
Ethyl α -isopropyl- β -ketocaproate	HOH; NOCl	3-Oximino-6-methyl-4-heptanone	80	70
Ethyl 2-ethyl-3-keto-5-methylhexanoate	HOH; NOCl	2-Oximino-3-octanone	80	70
α -Methyl- β -ketocaprylic acid	NOCl	3-Oximino-4-nonanone	85	70
α -Ethyl- β -ketocaprylic acid	NOCl	α -Oximino-propio-phenone	—	261, 262
Ethyl α -methylbenzoylacacetate	HOH; HNO ₂	α -Oximino-butyrophenone	—	263
Ethyl α -ethylbenzoylacacetate	HOH; HNO ₂	β -Oximino- γ -ketovaleric acid	—	262
Diethyl acetylsuccinate	HOH; HNO ₂	γ -Oximino- δ -ketohexanoic acid	—	264
Diethyl α -acetylglutarate	HOH; HNO ₂	Dioximinoacetone	50, 51	75, 72
Acetonedicarboxylic acid	HNO ₂	Dioximinoacetone	—, 20	73, 74, 243
	HNO ₂	Dioximinoacetone	—, 20	73, 74, 243
Diethyl α, α' -diacetylsuccinate	HOH; HNO ₂	3,4-Dioximino-2,5-hexanedione	20-30	263

Diethyl α,α' -diacetylsuccinate (<i>Cont'd</i>)	HOH; HNO ₂	3-Oximino-2,5-hexanedione	2	263
Diethyl α -acetyl- α -methylsuccinate	HOH; HNO ₂	3-Acetyl-4-methyl-5-isoxazolone(?)	Very small	263
2-Carboxycyclohexanone	HNO ₂	1,2-Cyclohexanedione monoxime	—	265
		2,5-Dioximinocyclohexanone	—	—
2-Carboethoxycyclohexanone	HOH; HNO ₂	1,2-Cyclohexanedione monoxime	86-87	77
	HOH; HNO ₂	1,2-Cyclohexanedione monoxime	—, 89	78, 76
2-Carboethoxy-5-methylcyclohexanone	HOH; HNO ₂	2-Oximino-5-methylcyclohexanone	—, 90	78, 63
2-Carboethoxy-6-methylcyclohexanone	HOH; HNO ₂	2-Oximino-6-methylcyclohexanone	81	78
Menthonecarboxylic acid	HNO ₂	4-Oximino menthone	—	266
<i>B. β-Keto Esters and Amides</i>				
Methyl acetoacetate	NO ₂ SO ₃ H	Methyl oximinoacetate	—	267
Ethyl acetoacetate	NO ₂ SO ₃ H	Ethyl oximinoacetate	—, 75	268, 267
	HNO ₂	Ethyl α -oximinoacetoacetate	—	4, 68, 247, 269
	HNO ₂	Ethyl α -oximinoacetoacetate	70-90	5, 51, 159, 190, 270, 271, 272
	HNO ₂	Ethyl α -oximinoacetoacetate	98-100	108, 273
	CH ₃ ONO, HCl	Ethyl α -oximinoacetoacetate	98	32
	CH ₃ ONO, NaOC ₂ H ₅	Ethyl α -oximinoacetoacetate	55	273
	C ₅ H ₁₁ ONO	Ethyl α -oximinoacetoacetate	—	200
Isobutyl acetoacetate	NO ₂ SO ₃ H	Isobutyl α -oximinoacetate	70	267
Ethyl β -ketovalerate	HNO ₂	Ethyl α -oximino- β -ketovalerate	—	265
Methyl benzoylacetate	HNO ₂	Methyl α -oximinobenzoylacetate	—	274
Ethyl benzoylacetate	HNO ₂	Ethyl α -oximinobenzoylacetate	—, 91	275, 276, 277, 278
	C ₅ H ₁₁ ONO	Ethyl α -oximinobenzoylacetate	—	200
Methyl <i>o</i> -methoxybenzoylacetate	HNO ₂	Methyl α -oximino- <i>o</i> -methoxybenzoylacetate	—	279
Methyl <i>m</i> -methoxybenzoylacetate	HNO ₂	Methyl α -oximino- <i>m</i> -methoxybenzoylacetate	—	279
Methyl <i>p</i> -methoxybenzoylacetate	HNO ₂	Methyl α -oximino- <i>p</i> -methoxybenzoylacetate	—	279
Ethyl <i>m</i> -methoxybenzoylacetate	HNO ₂	Ethyl α -oximino- <i>m</i> -methoxybenzoylacetate	—	280
Ethyl <i>p</i> -methoxybenzoylacetate	HNO ₂	Ethyl α -oximino- <i>p</i> -methoxybenzoylacetate	—	280
Ethyl <i>p</i> -nitrobenzoylacetate	N ₂ O ₃ , ether	Ethyl α -oximino- <i>p</i> -nitrobenzoylacetate	—	281

Note: References 191-316 are listed on pp. 375-377.

* The yield was based on the dioxime isolated.

† The yield was calculated on the basis of unrecovered ester.

‡ The yield was based on the diketone isolated.

TABLE II—Continued

 β -KETO ACIDS, ESTERS, AND RELATED COMPOUNDS

Starting Compound	Method	Products	Yield %	Reference
<i>B. β-Keto Esters and Amides—Continued</i>				
Diethyl acetonedicarboxylate	C ₂ H ₅ ONO (1 eq.), HCl	Diethyl α -oximino- β -ketoglutarate	Almost quant.	96
	C ₅ H ₁₁ ONO (1 eq.), HCl	Diethyl α -oximino- β -ketoglutarate	—	97
	C ₈ H ₁₁ ONO (3 eq.), HCl	3,5-Dicarbethoxy-4-hydroxyisoxazole	66	97
Ethyl furoylacetate	HNO ₂	Ethyl α -oximinofuroylacetate	—	282
Ethyl picolinoylacetate	HNO ₂	Ethyl α -oximinopicolinoylacetate	65	171
Ethyl nicotinoylacetate	HNO ₂	Ethyl α -oximinonicotinoylacetate	—	172
Tetronic acid	HNO ₂	α -Oximinotetronic acid	—	283
γ -Phenyltetronic acid	HNO ₂	α -Oximino- γ -phenyltetronic acid	—	284
Benzotetronic acid	HNO ₂	α -Oximinobenzotetronic acid	—	285
Acetoacetanilide	HNO ₂	α -Oximinoacetoacetanilide	—	286
	NOCl	α -Oximinoacetoacetanilide	—	287
Acetoacet- <i>o</i> -toluidide	NOCl	α -Oximinoacetoacet- <i>o</i> -toluidide	—	287
Acetoacet- <i>p</i> -toluidide	NOCl	α -Oximinoacetoacet- <i>p</i> -toluidide	—	287
Acetoacet-2,4-dimethylanilide	NOCl	α -Oximinoacetoacet-2,4-dimethylanilide	—	287
N- α -Naphthylacetoacetamide	NOCl	α -Oximino-N- α -naphthylacetoacetamide	—	287
N- β -Naphthylacetoacetamide	NOCl	α -Oximino-N- β -naphthylacetoacetamide	—	287
Ethyl α -formylpropionate	N ₂ O ₃	Ethyl α -nitrosopropionate	95	82
Ethyl α -formylphenylacetate	N ₂ O ₃	Ethyl oximino- <i>m</i> -nitrophenylacetate	<1	82
Methyl α -methylacetoacetate	NO ₂ SO ₃ H	Methyl α -oximinopropionate	65	288
	NOCl	Methyl α -oximinopropionate	—	10
Ethyl α -methylacetoacetate	NO ₂ SO ₃ H	Ethyl α -oximinopropionate	—	268
	N ₂ O ₃	Ethyl α -nitrosopropionate	Quant.	85
	HNO ₂	Ethyl α -oximinopropionate	18	68
	HNO ₂ ; HOH	α -Oximinopropionic acid	—	68, 289
	C ₄ H ₉ ONO, 85% H ₂ SO ₄	Ethyl α -oximinopropionate	88	92
Ethyl α -ethylacetoacetate	NO ₂ SO ₃ H	Ethyl α -oximinobutyrate	—, 90	268, 288, 290
	N ₂ O ₃	Ethyl α -nitrosobutyrate	Quant.	85
	HNO ₂ ; HOH	α -Oximinobutyric acid	—	291
	C ₄ H ₉ ONO, 85% H ₂ SO ₄ ; HOH	α -Oximinobutyric acid	80	92
Ethyl α - <i>n</i> -propylacetoacetate	NO ₂ SO ₃ H	Ethyl α -oximinovalerate	—, 83	268, 288
	HNO ₂ ; HOH	α -Oximinovaleric acid	—	292

Ethyl α - <i>n</i> -propylacetoacetate (<i>Cont'd</i>)	C_4H_9ONO , 85% H_2SO_4 ; HOH	α -Oximinovaleeric acid	85	92
Isobutyl α - <i>n</i> -propylacetoacetate	NO_2SO_3H	Isobutyl α -oximinovaleerate	—, 75	290, 288
Ethyl α -isopropylacetoacetate	NO_2SO_3H	Ethyl α -oximinoisovaleerate	93	288
	C_2H_5ONO , $NaOC_2H_5$	Ethyl α -oximinoisovaleerate	74	164
Ethyl α - <i>n</i> -butylacetoacetate	N_2O_3	Ethyl α -nitrosocaproate	Quant.	85
	NO_2SO_3H	Ethyl α -oximinocaproate	—	290
	C_2H_5ONO , $NaOC_2H_5$	Ethyl α -oximinocaproate	84	162
	C_4H_9ONO , 85% H_2SO_4 ; HOH	α -Oximinocaproic acid	86, 89	9, 92
Ethyl α -isobutylacetoacetate	NO_2SO_3H	Ethyl α -oximinoisocaproate	—, 90	290, 288
Ethyl α - <i>sec</i> -butylacetoacetate	C_4H_9ONO , 85% H_2SO_4 ; HOH	α -Oximino- β -methylvaleric acid	70	92
	NO_2SO_3H	Ethyl α -oximino- β -methylvalerate	75	91
Ethyl α -isoamylacetoacetate	N_2O_3	Ethyl 2-nitroso-5-methylhexanoate	Quant	83
	NO_2SO_3H	Ethyl 2-oximino-5-methylhexanoate	90	288
	C_2H_5ONO , $NaOC_2H_5$	Ethyl 2-oximino-5-methylhexanoate	—	259
Ethyl α - <i>sec</i> -octylacetoacetate	NO_2SO_3H	Ethyl α -oximino- β -methylpelargonate	80	288
Ethyl α -2-bromoethylacetoacetate	NO_2SO_3H	Ethyl α -oximino- γ -bromobutyrate	Low	102
Ethyl α -3-diethylaminopropylacetoacetate	NO_2SO_3H	Ethyl α -oximino- δ -diethylaminovalerate	26	155
Ethyl α -methyl- β -ketovaleerate	N_2O_3 , $NaOC_2H_5$	Ethyl α -oximinopropionate	—	293
Ethyl α -ethyl- β -ketocaprylate	NO_2SO_3H	Ethyl α -oximinobutyrate	—	88
Diethyl acetylsuccinate	C_4H_9ONO , 85% H_2SO_4	Diethyl oximinosuccinate	85	92
	N_2O_3	Diethyl nitrososuccinate	—	84, 85
Diethyl α -acetylglutarate	NO_2SO_3H	Diethyl α -oximinoglutarate	60	118
	C_2H_5ONO , KOC_2H_5	Diethyl α -oximinoglutarate	80	118
	C_4H_9ONO , 85% H_2SO_4	Diethyl α -oximinoglutarate	91	92
Diethyl α, α' -diacetylsuccinate	N_2O_3	Diethyl α -nitroso- α' -acetylsuccinate	—	85
Ethyl α -benzylacetoacetate	NO_2SO_3H	Ethyl α -oximino- β -phenylpropionate	70-80	294
	C_4H_9ONO , 85% H_2SO_4 ; HOH	α -Oximino- β -phenylpropionic acid	85, 89	9, 92
	C_4H_9ONO , 85% H_2SO_4 ; H_3PO_4 (1:2); HOH	α -Oximino- β -phenylpropionic acid	45	9
	C_4H_9ONO , $(CH_3CO)_2O$; HOH	α -Oximino- β -phenylpropionic acid	Small	9
	C_4H_9ONO , HCO_2H ; HOH	α -Oximino- β -phenylpropionic acid	Small	9
	C_4H_9ONO , HCl ; HOH	α -Oximino- β -phenylpropionic acid	52	9
	C_4H_9ONO , $NaOC_2H_5$; HOH	α -Oximino- β -phenylpropionic acid	62	9
Ethyl <i>m</i> -xylylacetoacetate	HNO_2 ; HOH	α -Oximino- β - <i>m</i> -tolylpropionic acid	Small	260a
Ethyl α - <i>p</i> -methoxybenzylacetoacetate	C_4H_9ONO , 85% H_2SO_4 ; HOH	α -Oximino- β - <i>p</i> -methoxyphenylpropionic acid	87	92
Ethyl 3,4-methylenedioxybenzylacetoacetate	<i>i</i> - C_3H_7ONO , $NaOC_2H_5$; HOH	α -Oximino- β -3,4-methylenedioxyphenylpropionic acid	62	101

Note: References 191-316 are listed on pp. 375-377.

TABLE II—Continued

 β -KETO ACIDS, ESTERS, AND RELATED COMPOUNDS

Starting Compound	Method	Products	Yield %	Reference
<i>B. β-Keto Esters and Amides—Continued</i>				
Methyl α -methylbenzoylacetate	NO ₂ SO ₂ H	Methyl α -oximinopropionate	—	10
	RONO (NaOC ₂ H ₅)	Methyl α -oximinopropionate	—	10
Ethyl α -methylbenzoylacetate	N ₂ O ₃	Ethyl α -nitroso- α -methylbenzoylacetate	Quant.	295
	N ₂ O ₃	Diethyl oximinosuccinate	—	82
Diethyl benzoylsuccinate	C ₂ H ₅ ONO, NaOC ₂ H ₅	Diethyl α -oximinoadipate	60	87
	C ₂ H ₅ ONO, CH ₃ COCl	2-Nitroso-2-carbethoxycyclopentanone	60-80	87
2-Carbethoxycyclopentanone	C ₂ H ₅ ONO, NaOC ₂ H ₅	Diethyl α -oximinopimelate	—	87
2-Carbethoxycyclohexanone	C ₂ H ₅ ONO, NaOC ₂ H ₅	2-Nitroso-2-carbethoxycyclohexanone	30	87
	C ₂ H ₅ ONO, CH ₃ COCl	Diethyl α -oximino- γ -methyladipate	25-30	86
2-Carbethoxy-4-methylcyclopentanone	N ₂ O ₃ , NaOC ₂ H ₅	Diethyl α -oximino- γ -methyladipate	50	86
	C ₂ H ₅ ONO, NaOC ₂ H ₅	2-Nitroso-2-carbethoxy-4-methylcyclopentanone	30	86
2,5-Dicarbethoxy-1,4-cyclohexanedione	C ₂ H ₅ ONO, CH ₃ COCl	2,5-Dinitroso-2,5-dicarbethoxy-1,4-cyclohexanedione	25-51	296
	N ₂ O ₃ , ether	α -Oximino- γ -butyrolactone	70	297
α -Acetyl- γ -butyrolactone	HNO ₂	α -Oximino- γ -butyrolactone	85-91	95
	C ₂ H ₅ ONO, HCl	α -Oximino- δ -chloro- γ -valerolactone	81	94
α -Acetyl- δ -chloro- γ -valerolactone	HNO ₂	α -Oximino- δ -chloro- γ -valerolactone	67	93
	NO ₂ SO ₂ H	α -Oximino propionylglycolic acid	90	99
α -Methyltetronic acid	NaN ₂	α -Nitroso- α -methyltetronic acid	57	99
	N ₂ O ₃ , CH ₃ CO ₂ H	α -Oximinotetronic acid	65	100
α -Ethyltetronic acid	NaN ₂	α -Oximino- β -phenylpropionylglycolic acid	—	100
α -Benzyltetronic acid	NaN ₂	Ethyl oximino-(N-methyl-N-phenylcarbamyl)pyruvate	73	46
Ethyl N-methyl-N-phenylcarbamylpyruvate	C ₆ H ₁₁ ONO, NaOC ₂ H ₅			
<i>C. β-Imino Acids and Esters and β-Keto Imino Ethers</i>				
Ethyl β -aminocrotonate	HNO ₂	Ethyl α -oximino- β -iminobutyrate	—	81
	C ₆ H ₁₁ ONO	Ethyl α -oximino- β -nitrosiminobutyrate (ammonium salt)	—	80
Monoethyl α -cyano- β -iminoglutaric acid	HNO ₂	Ethyl α -cyano- β -imino- γ -oximinobutyrate	—	79
	HNO ₂	α -Phenyliminopropionaldehyde oxime	—	81
β -Phenyliminobutyric acid	C ₆ H ₁₁ ONO, NH ₃	Oximino benzoylacetamide	—	26
	C ₆ H ₁₁ ONO, HCl	Oximino benzoylacetimido ethyl ether	—	26
Benzoylacetimido ethyl ether	HNO ₂	Ethyl α -oximino benzoylacetate	—	26
	NaN ₂	Oximino benzoylacetimido ethyl ether	—	26
Benzoylacetimido ethyl ether hydrochloride				

Note: References 191-316 are listed on pp. 375-377.

TABLE III

MALONIC ACIDS, ESTERS, AND AMIDES

Starting Compound	Method	Products	Yield %	Reference
Methylmalonic acid	C ₄ H ₉ ONO, HCl	α-Oximinopropionic acid	90	9
Ethylmalonic acid	C ₄ H ₉ ONO, HCl	α-Oximinobutyric acid	89	9
β-Bromoethylmalonic acid	NaNO ₂ *	α-Oximino-γ-butyrolactone	70-80	102
n-Butylmalonic acid	C ₄ H ₉ ONO, HCl	α-Oximinocaproic acid	87	9
Isobutylmalonic acid	C ₂ H ₅ ONO, HCl †	α-Oximinoisocaproic acid	75-85	12
Benzylmalonic acid	NaNO ₂ *	α-Oximino-β-phenylpropionic acid	62	102
	HNO ₂	α-Oximino-β-phenylpropionic acid	40-48	12
	C ₂ H ₅ ONO, HCl	α-Oximino-β-phenylpropionic acid	90	12
	C ₄ H ₉ ONO, HCl	α-Oximino-β-phenylpropionic acid	90	9
p-Methoxybenzylmalonic acid	C ₄ H ₉ ONO, HCl	α-Oximino-β-p-methoxyphenylpropionic acid	92	9
3,4-Methylenedioxybenzylmalonic acid	i-C ₃ H ₇ ONO, HCl	α-Oximino-β-3,4-methylenedioxyphenylpropionic acid	85-90	101
α-Carboxy-γ-butyrolactone	HNO ₂	α-Oximino-γ-butyrolactone	34	297
Diethyl phthalimidoacetylmalonate	HOH, HNO ₂	1-Oximino-3-phthalimidoacetyl-2-propanone	—	298
Dimethyl malonate	CH ₃ ONO, NaOCH ₃	Dimethyl oximinomalonate	—	103
Diethyl malonate	HNO ₂	Diethyl oximinomalonate	60, 70, —	104, 107, 108, 113
	HNO ₂	Diethyl oximinomalonate	80-90 ‡	104
	N ₂ O ₃ , NaOC ₂ H ₅	Diethyl oximinomalonate	50 (max.)	105
	N ₂ O ₃ , NaOC ₂ H ₅	Diethyl oximinomalonate	Considerable amt.	106
	N ₂ O ₃ , NaOC ₂ H ₅	Diethyl oximinomalonate	90-95	111
	CH ₃ ONO, NaOC ₂ H ₅	Diethyl oximinomalonate	85-90	103, 110
	C ₄ H ₉ ONO, NaOC ₂ H ₅	Diethyl oximinomalonate	87	112
Diethyl methylmalonate	N ₂ O ₃ , NaOC ₂ H ₅	Ethyl α-oximinopropionate	Considerable amt.	299
Diethyl ethylmalonate	C ₄ H ₉ ONO, NaOC ₂ H ₅ ; HOH	α-Oximinobutyric acid	65	9
Diethyl n-butylmalonate	C ₂ H ₅ ONO, NaOC ₂ H ₅	Ethyl α-oximinocaproate	80	8
	C ₄ H ₉ ONO, NaOC ₂ H ₅ ; HOH	α-Oximinocaproic acid	70	9
Diethyl benzylmalonate	C ₂ H ₅ ONO, NaOC ₂ H ₅	Ethyl α-oximino-β-phenylpropionate	92	8
	C ₄ H ₉ ONO, NaOC ₂ H ₅ ; HOH	α-Oximino-β-phenylpropionic acid	75	9
α-Carboethoxy-γ-butyrolactone	HNO ₂	α-Nitroso-α-carboethoxy-γ-butyrolactone	50-56	297
	N ₂ O ₃	α-Nitroso-α-carboethoxy-γ-butyrolactone	—	297

Note: References 191-316 are listed on pp. 375-377.

* The reaction vessel was sealed tightly before it was shaken with each portion of the reagent.

† No reaction took place with sodium nitrite and sulfuric acid.

‡ Three moles of nitrous acid were used in this experiment. One mole and two moles gave only 50 and 63% yields, respectively, of oxime.

TABLE III—Continued
MALONIC ACIDS, ESTERS, AND AMIDES

Starting Compound	Method	Products	Yield %	Reference
Diethyl γ -cyanopropylmalonate	C_2H_5ONO , $NaOC_2H_5$	Ethyl α -oximino- δ -cyanovalerate	90, 93	158, 114
	C_2H_5ONO , $NaOC_2H_5$	Ethyl α -oximino- δ -cyanovalerate	70-83	157
Diethyl γ -diethylaminopropylmalonate	C_2H_5ONO , $NaOC_2H_5$	Ethyl α -oximino- δ -diethylaminovalerate	94	8
Triethyl 1-(<i>o</i> -nitrophenyl)propane-1,3,3-tricarboxylate	C_2H_5ONO , $NaOC_2H_5$	Diethyl 1-(<i>o</i> -nitrophenyl)-3-oximinoglutarate	62	300
Diethyl acetylmalonate	HNO_2	Ethyl α -oximinoacetoacetate	—	301
Malonamide	HNO_2	Oximinomalonamide	70	115
	N_2O_3 , H_2O	Oximinomalonamide	40	116
	$NOCl$, $CH_3CO_2C_2H_5$, CH_3OH §	Oximinomalonamide	Quant.	117
	$NOCl$	α -Oximino- <i>N,N'</i> -dimethylmalonamide	Quant.	117
	$NOCl$	α -Oximino- <i>N,N'</i> -diphenylmalonamide	Quant.	117
<i>N,N'</i> -Dimethylmalonamide	$NOCl$	α -Oximino- <i>N,N'</i> -di- <i>o</i> -tolylmalonamide	Quant.	117
<i>N,N'</i> -Diphenylmalonamide	$NOCl$	α -Oximino- <i>N</i> - <i>p</i> -tolylmalonamide	Quant.	117
<i>N,N'</i> -Di- <i>o</i> -tolylmalonamide	$NOCl$	α -Oximino- <i>N,N'</i> -di- <i>p</i> -tolylmalonamide	—	117
<i>N-p</i> -Tolylmalonamide	$NOCl$	Ethyl α -oximino- <i>N-p</i> -tolylmalonamide	Quant.	117
<i>N,N'</i> -Di- <i>p</i> -tolylmalonamide	$NOCl$	α -Oximino- <i>N,N'</i> - α -naphthylmalonamide	Quant.	117
Ethyl <i>N-p</i> -tolylmalonamide	$NOCl$	α -Oximino- <i>N,N'</i> -di- β -naphthylmalonamide	Poor	117
<i>N,N'</i> -Di- α -naphthylmalonamide	$NOCl$	α -Oximino- <i>N,N'</i> -dimethyl- <i>N,N'</i> -diphenylmalonamide	—	117
<i>N,N'</i> -Di- β -naphthylmalonamide	$NOCl$	Oximinomalonamide	—	115
<i>N,N'</i> -Dimethyl- <i>N,N'</i> -diphenylmalonamide	HNO_2	Oximinomalonamide	—	115
Malonyldiurethane	HNO_2	Oximinomalonamide	—	115

Note: References 191-316 are listed on pp. 375-377.

§ The solvent is noted because poor yields were obtained with chloroform as solvent and when the nitrosation was run with liquid nitrosyl chloride in a sealed tube (see ref. 116).

TABLE IV
ARYLACETIC ACIDS AND ESTERS

Starting Compound	Method	Products	Yield %	Reference
Ethyl phenylacetate	C_2H_5ONO , KOC_2H_5	Ethyl α -oximinophenylacetate	70	118
Ethyl <i>p</i> -bromophenylacetate	C_2H_5ONO , KOC_2H_5	Ethyl α -oximino- <i>p</i> -bromophenylacetate	Good	118
Ethyl <i>o</i> -nitrophenylacetate	$C_5H_{11}ONO$, $NaOC_2H_5$	Ethyl α -oximino- <i>o</i> -nitrophenylacetate	—	119
Ethyl <i>p</i> -nitrophenylacetate	$C_5H_{11}ONO$, $NaOC_2H_5$	Ethyl α -oximino- <i>p</i> -nitrophenylacetate	—	119
Methyl 2,4-dinitrophenylacetate	$C_5H_{11}ONO$, $NaOCH_3$	3-Carbomethoxy-6-nitrobenzisoxazole	85	16
2-Nitro-4-aminophenylacetic acid	$C_5H_{11}ONO$, HCl	3-Nitro-4-oximinomethylphenyldiazonium chloride	—	120
Ethyl 2-nitro-4-aminophenylacetate	$C_5H_{11}ONO$, HCl	Ethyl α -oximino- <i>o</i> -nitrophenylacetate	—	120

Note: References 191-316 are listed on pp. 375-377.

TABLE V

NITRILES

Starting Compound	Method	Products	Yield %	Reference
Methyl cyanoacetate	HNO ₂	Methyl oximinocyanoacetate	90-95	123
	HNO ₂	Methyl oximinocyanoacetate	—	122
Ethyl cyanoacetate	C ₅ H ₁₁ ONO, NaOCH ₃	Methyl oximinocyanoacetate	Poor	123
	HNO ₂	Ethyl oximinocyanoacetate	87-100	122, 123, 125
	HNO ₂	Ethyl oximinocyanoacetate	—	124, 302
	C ₅ H ₁₁ ONO, NaOC ₂ H ₅	Ethyl oximinocyanoacetate	Poor	123
Cyanoacetamide	HNO ₂	Oximinocyanoacetamide	70	122
Cyanoacetylurea	NaNO ₂	Oximinocyanoacetylurea	—, 89	129, 122
N-Methyl-N'-cyanoacetylurea	HNO ₂	N-Methyl-N'-oximinocyanoacetylurea	—	129
Ethyl cyanoacetylcarbamate	HNO ₂	Ethyl oximinocyanoacetylcarbamate	—	122
Ethyl α-cyanobutyrate	RONO, KOC ₂ H ₅	α-Oximinobutyronitrile	—	126
Ethyl cyanophenylacetate	RONO, KOC ₂ H ₅	Oximinophenylacetoneitrile	Small	126
Ethyl α-cyano-β-phenylpropionate	C ₅ H ₁₁ ONO, KOC ₂ H ₅	α-Oximino-β-phenylpropionitrile	—	126
Phenylacetoneitrile	N ₂ O ₃	Oximinophenylacetoneitrile	—	303
	RONO, NaOC ₂ H ₅	Oximinophenylacetoneitrile	50	128
<i>p</i> -Bromophenylacetoneitrile	C ₅ H ₁₁ ONO, NaOC ₂ H ₅	Oximinophenylacetoneitrile	—	127
	C ₅ H ₁₁ ONO, NaOC ₂ H ₅	Oximino- <i>p</i> -bromophenylacetoneitrile	—	127
<i>o</i> -Chlorophenylacetoneitrile	C ₅ H ₁₁ ONO, NaOC ₂ H ₅	Oximino- <i>o</i> -chlorophenylacetoneitrile	55	128
<i>p</i> -Chlorophenylacetoneitrile	C ₅ H ₁₁ ONO, NaOC ₂ H ₅	Oximino- <i>p</i> -chlorophenylacetoneitrile	61	128
<i>p</i> -Nitrophenylacetoneitrile	C ₅ H ₁₁ ONO, NaOC ₂ H ₅	Oximino- <i>p</i> -nitrophenylacetoneitrile	63	128
β-Imino-β-phenylpropionitrile	HNO ₂ , HCl	α-Oximino-β-nitrosimino-β-phenylpropionitrile	—	133
	C ₅ H ₁₁ ONO	α-Oximino-β-nitrosimino-β-phenylpropionitrile	—	132
		Oximinobenzoylacetoneitrile	—	
β-Imino-β- <i>p</i> -tolylpropionitrile	C ₅ H ₁₁ ONO	α-Oximino-β-nitrosimino-β- <i>p</i> -tolylpropionitrile (ammonium salt)	—	132
		Oximino- <i>p</i> -tolylacetoneitrile	—	
β-Iminobutyronitrile	C ₅ H ₁₁ ONO	α-Oximino-β-nitrosiminobutyronitrile (ammonium salt)	Very small amount	132
Succinonitrile	C ₅ H ₁₁ ONO, KOC ₂ H ₅	Dioximosuccinonitrile	Small	118
Malononitrile	HNO ₂	Oximinomalononitrile	—	131
	C ₅ H ₁₁ ONO, NaOC ₂ H ₅	α-Oximino-β-amino-β-ethoxy-β-hydroxypropionitrile	88-92	130
Cyanodihydrocarvone	C ₅ H ₁₁ ONO, NaOC ₂ H ₅		66	304, 305

Note: References 191-316 are listed on pp. 375-377.

TABLE VI
NITRO COMPOUNDS

Starting Compound	Method	Products	Yield %	Reference
Nitromethane	HNO ₂	Methyl nitrolic acid	—, 27 (max.)	1, 306, 307, 308
Nitroethane	HNO ₂	Ethyl nitrolic acid	—, 65	1, 306
	HNO ₂	Ethyl nitrolic acid	49	309, 310
	HNO ₂	Ethyl nitrolic acid	82, 90	136, 311
1-Nitropropane	HNO ₂	Propyl nitrolic acid	—	306
	N ₂ O ₃ , H ₂ O	Propyl nitrolic acid	60	134, 310
	HNO ₂	Propyl pseudonitrole	53	134
2-Nitropropane	HNO ₂	Propyl pseudonitrole	70	2, 310
	HNO ₂	Butyl nitrolic acid	—	312
1-Nitrobutane	HNO ₂	Butyl pseudonitrole	—, 78	313, 3
2-Nitrobutane	HNO ₂	Isobutyl nitrolic acid	—	186
1-Nitro-2-methylpropane	HNO ₂	Cyclohexyl pseudonitrole	—	314
Nitrocyclohexane	HNO ₂	Camphene pseudonitrole	—	315
<i>α</i> -Nitrocamphene	HNO ₂	Hydroxyethyl nitrolic acid	33	137
2-Nitro-1-ethanol	HNO ₂	Methyl nitrolic acid	—	316
	HNO ₂	Ethyl nitrolic acid	—	137
2-Nitro-1-propanol	HNO ₂	Hydroxyethyl nitrolic acid	—	137
2-Nitro-1,3-propanediol	HNO ₂	<i>o</i> -Nitrobenzaldehyde oxime	—	139, 141
<i>o</i> -Nitrotoluene	C ₆ H ₁₁ ONO, NaOC ₂ H ₅	<i>p</i> -Nitrobenzaldehyde oxime	—	138, 139, 141
<i>p</i> -Nitrotoluene	C ₆ H ₁₁ ONO, NaOC ₂ H ₅	2-Nitro-4-methylbenzaldehyde oxime	—	139
Nitro- <i>p</i> -xylene	C ₆ H ₁₁ ONO, NaOC ₂ H ₅	4-Nitrosalicylonitrile	1	16
2,4-Dinitrotoluene	C ₆ H ₁₁ ONO, NaOC ₂ H ₅	<i>o</i> -Nitroacetophenone oxime	—	140
<i>o</i> -Nitroethylbenzene	C ₆ H ₁₁ ONO, NaOC ₂ H ₅	3,4'-Dinitrobenzophenone oxime	—	140
3,4'-Dinitrodiphenylmethane	C ₆ H ₁₁ ONO, NaOC ₂ H ₅	Phenyl- <i>p</i> -nitrobenzohydroxamic acid	—	140
Phenyl <i>p</i> -nitrobenzyl ether	C ₆ H ₁₁ ONO, NaOC ₂ H ₅			

Note: References 191-316 are listed on pp. 375-377.

TABLE VII
HYDROCARBONS

Starting Compound	Method	Products	Yield %	Reference
<i>n</i> -Heptane	NOCl, sunlight	Di- <i>n</i> -propyl ketone oxime	—	145
Toluene	NOCl, sunlight	Benzaldehyde oxime	Pract. quant.	146
Cyclopentadiene	C ₂ H ₅ ONO, NaOC ₂ H ₅	Oximinoecyclopentadiene	70-90	143

Note: References 191-316 are listed on pp. 375-377.

REFERENCES TO TABLES I-VI

- ¹⁹¹ Behrend and Tryller, *Ann.*, **283**, 209 (1894).
¹⁹² Sandmeyer, *Ber.*, **20**, 639 (1887).
¹⁹³ Lynn and Lee, *J. Am. Pharm. Assoc.*, **16**, 309 (1927).
¹⁹⁴ Kalischer, *Ber.*, **28**, 1513 (1895).
¹⁹⁵ Adams and Kamm, *J. Am. Chem. Soc.*, **40**, 1281 (1918).
¹⁹⁶ Biltz, *Z. anal. Chem.*, **48**, 164 (1909).
¹⁹⁷ Gandarin, *J. prakt. Chem.*, [2] **77**, 414 (1908).
¹⁹⁸ Diels and Farkas, *Ber.*, **43**, 1958 (1910).
¹⁹⁹ Diels and Jost, *Ber.*, **35**, 3292 (1902).
²⁰⁰ Ajello and Sigillò, *Gazz. chim. ital.*, **69**, 57 (1939).
²⁰¹ Ponzio, *Ann. chim. applicata*, **13**, 342 (1923) [*Chem. Zentr.*, **1924**, I, 2396].
²⁰² Ponzio, *Gazz. chim. ital.*, **51**, 213 (1921).
²⁰³ Knorr and Hess, *Ber.*, **44**, 2758 (1911).
²⁰⁴ Holleman, *Rec. trav. chim.*, **10**, 214 (1895).
²⁰⁵ Ponzio, *Gazz. chim. ital.*, **35**, 394 (1905).
^{205a} Foulds and Robinson, *J. Chem. Soc.*, **103**, 1768 (1913).
²⁰⁶ Fileti and Ponzio, *J. prakt. Chem.*, [2] **50**, 374 (1894).
²⁰⁷ Jänecke, *Ber.*, **32**, 1095 (1899).
²⁰⁸ Ponzio, *Gazz. chim. ital.*, **27**, 271 (1897).
²⁰⁹ Ponzio and Borelli, *Gazz. chim. ital.*, **32**, 423 (1902).
²¹⁰ Wilson and Read, *J. Chem. Soc.*, **1935**, 1273
²¹¹ Pezold and Shriner, *J. Am. Chem. Soc.*, **54**, 4707 (1932).
²¹² Rauh, Smith, Banks, and Diehl, *J. Org. Chem.*, **10**, 199 (1945).
²¹³ Claisen and Manasse, *Ber.*, **22**, 530 (1889).
²¹⁴ Claisen and Manasse, *Ann.*, **274**, 73 (1893).
²¹⁵ Bredt, Heinenmann, and Goblet, *J. prakt. Chem.*, [2] **98**, 104 (1918).
²¹⁶ Baeyer, *Ber.*, **28**, 639 (1895).
²¹⁷ Baeyer and Henrich, *Ber.*, **28**, 654 (1895).
²¹⁸ Baeyer and Prentice, *Ber.*, **29**, 1078 (1896).
²¹⁹ Baeyer, *Ber.*, **27**, 1923 (1894).
²²⁰ Baeyer and Oehler, *Ber.*, **29**, 33 (1896).
²²¹ Avogadro, *Gazz. chim. ital.*, **53**, 698 (1923).
²²² Müller and Pechmann, *Ber.*, **22**, 2560 (1889).
²²³ Priestley and Moness, *J. Org. Chem.*, **5**, 359 (1940).
²²⁴ Ide and Baltzly, *J. Am. Chem. Soc.*, **70**, 1084 (1948).
²²⁵ Kröhnke and Kübler, *Ber.*, **70**, 1117 (1937).
²²⁶ Eibner and Hofmann, *Ber.*, **37**, 3013 (1904).
²²⁷ Avogadro, *Gazz. chim. ital.*, **54**, 545 (1924).
²²⁸ Hartung and Foster, *J. Am. Pharm. Assoc.*, **35**, 15 (1946).
²²⁹ Ulliot, Taylor, and Dawson, *J. Am. Chem. Soc.*, **70**, 542 (1948).
²³⁰ Ney, *Ber.*, **21**, 2448 (1882).
²³¹ Schneidewind, *Ber.*, **21**, 1326 (1888).
²³² Witkop, *J. Am. Chem. Soc.*, **72**, 1428 (1950).
²³³ Lister and Robinson, *J. Chem. Soc.*, **101**, 1307 (1912).
²³⁴ Madinaveitia, *Bull. soc. chim. France*, [4] **25**, 605 (1919).
²³⁵ Pictet and Manevitch, *Arch. sci. phys. nat.*, **35**, 40 (1913) [*C. A.*, **7**, 1713 (1913)].
²³⁶ Meyer and Oelkers, *Ber.*, **21**, 1295 (1888).
²³⁷ Kariyone, *J. Pharm. Soc. Japan*, **1917**, No. 428, 899 [*C. A.*, **12**, 275 (1918)].
²³⁸ Freund and Oppenheim, *Ber.*, **42**, 1097 (1909).
²³⁹ Rabe and McMillian, *Ann.*, **377**, 223 (1910).
²⁴⁰ Kaufmann, Kunkler, and Peyer, *Ber.*, **46**, 62 (1913).
²⁴¹ Reissert, *Ber.*, **30**, 1030 (1897).
²⁴² Küster, *Chem. Zelle u. Gewebe*, **12**, 15 (1924-1926) (*Chem. Zentr.*, **1925**, I, 2079).

- 243 Bülow and Grotowsky, *Ber.*, **34**, 1487 (1901).
244 Papadakis, Scigliano, Chin, and Adrian, *J. Am. Chem. Soc.*, **72**, 4256 (1950).
245 Plancher, *Ber.*, **31**, 1494 (1898).
246 Charrier, *Gazz. chim. ital.*, **37**, 145 (1907).
247 Ceresole, *Ber.*, **15**, 1326 (1882).
248 Tschugaev, *J. Russ. Phys. Chem. Soc.*, **42**, 1466 (1910) [*C. A.*, **6**, 594 (1912)].
249 Dey, *J. Chem. Soc.*, **105**, 1039 (1914).
250 Weizmann, Stephen, and Agashe, *J. Chem. Soc.*, **103**, 1857 (1913).
251 Ceresole, *Ber.*, **15**, 1871 (1882).
252 Tschugaeff, *Ber.*, **38**, 2522, footnote (1905).
253 Treadwell, *Ber.*, **14**, 2159 (1881).
254 Otte and Pechmann, *Ber.*, **22**, 2115 (1889).
255 Westenberger, *Ber.*, **16**, 2991 (1883).
256 Sarasin, *Helv. Chim. Acta*, **6**, 380 (1923).
257 Treadwell and Westenberger, *Ber.*, **15**, 2788 (1882).
258 Ponzio and Prandi, *J. prakt. Chem.*, [2] **58**, 401 (1898); *Gazz. chim. ital.*, **28**, 280 (1898).
259 Bouveault and Locquin, *Compt. rend.*, **135**, 295 (1902).
260 Sonn, *Ber.*, **40**, 4666 (1907).
260a Ryan, *Ber.*, **31**, 2130 (1898).
261 Pechmann and Müller, *Ber.*, **21**, 2119 (1888).
262 Müller and Pechmann, *Ber.*, **22**, 2127 (1889).
263 Thal, *Ber.*, **25**, 1718 (1892).
264 Baldracco, *J. prakt. Chem.*, [2] **49**, 197 (1894).
265 Treibs and Dinelli, *Ann.*, **517**, 152 (1935).
266 Odde, *Gazz. chim. ital.*, **27**, 108 (1897).
267 Bouveault and Wahl, *Bull. soc. chim. France*, [3] **31**, 675 (1904).
268 Inglis and Knight, *J. Chem. Soc.*, **93**, 1595 (1908).
269 Bouveault and Wahl, *Ber.*, **38**, 927 (1905).
270 Wleügel, *Ber.*, **15**, 1050 (1882).
271 Jovitschitsch, *Ber.*, **28**, 2683 (1895).
272 Nussberger, *Ber.*, **25**, 2152 (1892).
273 Bouveault and Wahl, *Bull. soc. chim. France*, [3] **33**, 559 (1905).
274 Wahl, *Bull. soc. chim. France*, [4] **3**, 949 (1908).
275 Perkin, *J. Chem. Soc.*, **47**, 244 (1885).
276 Baeyer and Perkin, *Ber.*, **16**, 2133 (1883).
277 Wahl, *Bull. soc. chim. France*, [4] **1**, 465 (1907).
278 Wolff and Hall, *Ber.*, **36**, 3614 (1903).
279 Wahl and Silberzweig, *Bull. soc. chim. France*, [4] **11**, 61 (1912).
280 Wahl and Silberzweig, *Bull. soc. chim. France*, [4] **11**, 25 (1912).
281 Perkin and Bellenot, *J. Chem. Soc.*, **49**, 449 (1886).
282 Torrey and Zanetti, *Am. Chem. J.*, **44**, 410 (1910).
283 Wolff, *Ann.*, **291**, 244 (1896).
284 Anschütz and Böcker, *Ann.*, **368**, 67 (1910).
285 Anschütz, *Ann.*, **367**, 210 (1909).
286 Knorr, *Ann.*, **236**, 80 (1886).
287 Naik, Trivedi, and Mankad, *J. Indian Chem. Soc.*, **20**, 384 (1943).
288 Locquin, *Bull. soc. chim. France*, [3] **31**, 1068 (1904).
289 Gutknecht, *Ber.*, **13**, 1116 (1880).
290 Godfrin, *J. pharm. chim.*, **30**, 323 (1939).
291 Wleügel, *Ber.*, **15**, 1057 (1882).
292 Fürth, *Ber.*, **16**, 2180 (1883).
293 Hantzsch and Wohlbrück, *Ber.*, **20**, 1322 (1887).
294 Hall, Hynes, and Lapworth, *J. Chem. Soc.*, **107**, 135 (1915).
295 Schmidt and Aeckerle, *Ann.*, **398**, 251 (1913).
296 Ebert, *Ann.*, **229**, 55 (1885).

- ²⁹⁷ Feofilaktov and Onishchenko, *J. Gen. Chem. (U.S.S.R.)*, **9**, 304 (1939) [*C. A.*, **34**, 378 (1940)].
- ²⁹⁸ Bradshaw, Stephen, and Weizmann, *J. Chem. Soc.*, **107**, 808 (1915).
- ²⁹⁹ Bergreen, *Ber.*, **20**, 533 (1887).
- ³⁰⁰ Kotake, Sakan, and Miwa, *J. Am. Chem. Soc.*, **72**, 5085 (1951).
- ³⁰¹ Lang, *Ber.*, **20**, 1327 (1887).
- ³⁰² DePaolini and Imberti, *Gazz. chim. ital.*, **58**, 198, footnote (1928).
- ³⁰³ Meyer, A., *Ber.*, **21**, 1314 (1888).
- ³⁰⁴ Lapworth and Wechsler, *J. Chem. Soc.*, **91**, 977 (1907).
- ³⁰⁵ Lapworth and Wechsler, *J. Chem. Soc.*, **91**, 1919 (1907).
- ³⁰⁶ Meyer and Constam, *Ann.*, **214**, 328 (1882).
- ³⁰⁷ Tscherniak, *Ber.*, **8**, 114 (1875).
- ³⁰⁸ Tscherniak, *Ann.*, **180**, 166 (1876).
- ³⁰⁹ Meyer, *Ber.*, **7**, 425 (1874).
- ³¹⁰ Meyer, *Ann.*, **175**, 88 (1875).
- ³¹¹ Graul and Hantzsch, *Ber.*, **31**, 2863 (1898).
- ³¹² Demole, *Ber.*, **7**, 790 (1874).
- ³¹³ Meyer and Locher, *Ann.*, **180**, 135 (1876).
- ³¹⁴ Nametkin, *J. Russ. Phys. Chem. Ges.*, **42**, 585 (1910) (*Chem. Zentr.*, **1910**, II, 1377).
- ³¹⁵ Nametkin and Zabrodin, *Ann.*, **441**, 186 (1923).
- ³¹⁶ Demuth and Meyer, *Ann.*, **256**, 42 (1890).

CHAPTER 7

EPOXIDATION AND HYDROXYLATION OF ETHYLENIC COMPOUNDS WITH ORGANIC PERACIDS

DANIEL SWERN

*Eastern Regional Research Laboratory **

CONTENTS

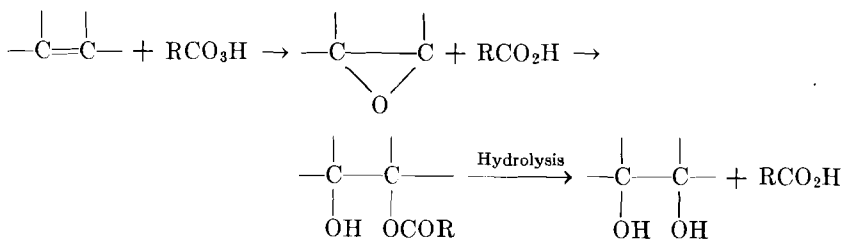
	PAGE
INTRODUCTION	379
SCOPE	380
Epoxidation	380
Hydroxylation	383
STEREOCHEMISTRY AND MECHANISM	385
SELECTION OF EXPERIMENTAL CONDITIONS	388
EXPERIMENTAL PROCEDURES	391
Analysis of Peracids	392
Preparation of Peracids	393
Perbenzoic Acid (Benzoyl Peroxide-Sodium Methoxide Method)	393
Perbenzoic Acid (Benzaldehyde-Air Method)	394
Monoperphthalic Acid	395
Peracetic Acid	395
Performic Acid	395
Epoxidation with Perbenzoic Acid	396
1,2-Epoxyethylbenzene (Styrene Oxide)	396
<i>cis</i> -9,10-Epoxy stearic Acid	396
1,2-Epoxy-2-methyl-3-butene (Isoprene Monoxide)	397
Epoxidation with Monoperphthalic Acid	397
β - and α -Cholesteryl Oxide Acetates	397
Hydroxylation with Hydrogen Peroxide-Acetic Acid	397
9,10-Dihydroxystearic Acid (High-Melting Isomer)	397
Hydroxylation with Hydrogen Peroxide-Formic Acid	398
9,10-Dihydroxystearic Acid (Low-Melting Isomer)	398
1,2-Tetradecanediol	399
<i>trans</i> -1,2-Cyclohexanediol	400
Hydroxylation with Performic Acid	400
2,3-Dihydroxynonanoic Acid	400

* One of the laboratories of the Bureau of Agricultural and Industrial Chemistry, Agricultural Research Administration, U. S. Department of Agriculture.

	PAGE
TABLE I. ETHYLENIC COMPOUNDS OXIDIZED WITH ORGANIC PERACIDS . . .	401
A. Hydrocarbons and Substituted Hydrocarbons	402
B. Steroids	410
C. Acids	415
D. Alcohols	417
E. Esters	418
F. Aldehydes and Ketones (including Carbohydrate derivatives)	421
G. Ethers	422
H. Miscellaneous	423
ADDENDUM TO TABLE I	424

INTRODUCTION

Oxiranes (α -epoxy compounds) and α -glycols can be prepared from olefins by a variety of methods. One of the most important and most generally applicable of these is the oxidation of ethylenic compounds with organic peracids, as exemplified by the accompanying equations.



Depending upon the peracid employed and/or the operating conditions, either an oxirane^{1,2,3} or an α -glycol^{2,4} can be obtained in good yield. Ordinarily the oxirane isolated can be hydrolyzed to the α -glycol.⁵ It is important to note that the oxidation step both in epoxidation and hydroxylation reactions with organic peracids is the conversion of the olefin to the oxirane.

The literature on the epoxidation and hydroxylation of compounds containing an isolated ethylenic linkage is so extensive that no attempt has been made to include conjugated systems in a comprehensive fashion. However, occasional comments on α,β -unsaturated acids are found on pp. 385 and 388, the preferential epoxidation of one ethylenic linkage in isoprene is described on p. 397, and a limited number of conjugated dienes and α,β -unsaturated acids are included in Table I.

¹ Findley, Swern, and Scanlan, *J. Am. Chem. Soc.*, **67**, 412 (1945).

² Swern, Billen, and Scanlan, *J. Am. Chem. Soc.*, **68**, 1504 (1946).

³ Swern, Findley, and Scanlan, *J. Am. Chem. Soc.*, **66**, 1925 (1944).

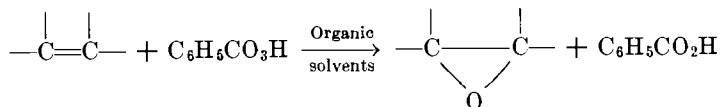
⁴ Swern, Billen, Findley, and Scanlan, *J. Am. Chem. Soc.*, **67**, 1786 (1945).

⁵ Swern, *J. Am. Chem. Soc.*, **70**, 1235 (1948).

SCOPE

Epoxidation

Perbenzoic Acid. The discovery that oxiranes can be prepared from ethylenic compounds by epoxidation with an organic peracid is generally credited to the Russian chemist, Prileschajew,⁶⁻⁹ who showed that perbenzoic acid is an efficient oxidizing agent for the epoxidation of isolated double bonds. This reaction is excellent for preparative pur-



poses. It proceeds under mild conditions, and it is generally conducted in a non-reactive organic solvent, such as chloroform, ether, benzene, acetone or dioxane. The reaction time is usually short, but it varies with the number and nature of the groups attached to the ethylenic system.¹⁰ As a rule the yields are high.

Most investigators have preferred to prepare a solution of perbenzoic acid^{3, 11-15} for epoxidation. However, since perbenzoic acid can be prepared conveniently by the oxidation of benzaldehyde with oxygen,^{3, 16-19} some investigators have treated solutions of benzaldehyde and the unsaturated compound with air or oxygen, the perbenzoic acid being consumed as it is formed. This application of the perbenzoic acid epoxidation technique, in which separate preparation and isolation of the peracid is avoided, has been applied to the oxidation of methyl oleate,²⁰ oleyl alcohol,²⁰ octenes,²¹ oleic acid,^{3, 22} stilbene,²² styrene,²² and squalene,²² and good yields of oxiranes were generally obtained. When

⁶ Prileschajew, *Ber.*, **42**, 4811 (1909).

⁷ Prileschajew, *J. Russ. Phys. Chem. Soc.*, **42**, 1387 (1910) [*J. Chem. Soc. Abstr.*, **100**, I, 255 (1910)].

⁸ Prileschajew, *J. Russ. Phys. Chem. Soc.*, **43**, 609 (1911) [*C. A.*, **6**, 348 (1912)].

⁹ Prileschajew, *J. Russ. Phys. Chem. Soc.*, **44**, 613 (1912) [*C. A.*, **6**, 2407 (1912)].

¹⁰ Swern, *J. Am. Chem. Soc.*, **69**, 1692 (1947).

¹¹ Braun, *Org. Syntheses, Coll. Vol. 1*, 431, 2nd ed. (1941).

¹² Hibbert and Burt, *J. Am. Chem. Soc.*, **47**, 2240 (1925).

¹³ Kolthoff, Lee, and Mairs, *J. Polymer Sci.*, **2**, 199 (1947).

¹⁴ Levy and Lagrave, *Bull. soc. chim. France*, [4] **37**, 1597 (1925).

¹⁵ Tiffeneau, *Org. Syntheses*, **8**, 30 (1928).

¹⁶ Jorissen and van der Beek, *Rec. trav. chim.*, **45**, 245 (1926).

¹⁷ Jorissen and van der Beek, *Rec. trav. chim.*, **46**, 42 (1927).

¹⁸ Jorissen and van der Beek, *Rec. trav. chim.*, **49**, 138 (1930).

¹⁹ van der Beek, *Rec. trav. chim.*, **47**, 286 (1928).

²⁰ Swern and Findley, *J. Am. Chem. Soc.*, **72**, 4315 (1950).

²¹ Pigulevskii, *J. Gen. Chem. (U.S.S.R.)*, **4**, 616 (1934) [*C. A.*, **29**, 2145 (1935)].

²² Raymond, *J. chim. phys.*, **28**, 480 (1931).

aliphatic aldehydes, such as acetaldehyde and butyraldehyde, are employed instead of benzaldehyde, poor yields of oxiranes result.^{20, 21, 23}

Epoxidation with perbenzoic acid has been employed in the preparation of oxiranes from an extremely large number and wide variety of ethylenic compounds (see Table I).

Monoperphthalic Acid. Another reagent that has been employed in the preparation of oxiranes is monoperphthalic acid; but this reagent, although efficient, has not been studied so extensively as perbenzoic acid, primarily because it offers only minor advantages in most reactions. When the epoxidation requires a long period of time for completion, however, the greater stability of monoperphthalic acid,^{24, 26} compared to perbenzoic acid, is an advantage. Furthermore, since epoxidations with monoperphthalic acid are usually conducted in chloroform solution and the phthalic acid formed is insoluble, it is readily separated from the oxidation product. Although Böhme^{26, 27} was apparently the first to demonstrate that monoperphthalic acid is consumed by reaction with the ethylenic linkage, Chakravorty and Levin²⁵ were the first to isolate oxiranes by the oxidation of unsaturated compounds with this oxidizing agent. Epoxidation with monoperphthalic acid is conducted under the same conditions as with perbenzoic acid, and good yields of oxiranes are obtained. Epoxidation with monoperphthalic acid has been applied most extensively to naturally occurring products, such as sterols and polyenes. Ethylenic compounds which have been converted to oxiranes by epoxidation with monoperphthalic acid are listed in Table I.

Peracetic Acid. Since peracetic acid is one of the most conveniently prepared organic peracids, a study of its possible use as an epoxidizing agent was to be expected. For a long time, however, it was assumed that oxiranes could not be prepared by the epoxidation of olefins with peracetic acid since the products isolated from such reactions were either α -glycols or their monoacetates. The first successful epoxidation with peracetic acid was reported by Böeseken, Smit, and Gaster,^{28, 29} who obtained methyl 9,10,12,13-diepoxy stearate from methyl linoleate, but the yields were extremely poor and the major proportion of the product consisted of a polymer of undetermined constitution.³⁰ In a systematic study of the reaction of unsaturated compounds with peracetic acid in

²³ Findley and Swern, U. S. pat. 2,567,930 [C. A., **46**, 3560 (1952)].

²⁴ Baeyer and Villiger, *Ber.*, **34**, 762 (1901).

²⁵ Chakravorty and Levin, *J. Am. Chem. Soc.*, **64**, 2317 (1942).

²⁶ Böhme, *Ber.*, **70**, 379 (1937).

²⁷ Böhme and Steinke, *Ber.*, **70**, 1709 (1937).

²⁸ Böeseken, Smit, and Gaster, *Proc. Acad. Sci. Amsterdam*, **32**, 377 (1929).

²⁹ Smit, *Rec. trav. chim.*, **49**, 675 (1930).

³⁰ Swern, unpublished results.

acetic acid solution and in inert solvents, Arbusow and Michailow^{31,32} observed that hydroxy acetates were formed in acetic acid while good yields of oxiranes were obtained in inert solvents. They concluded that the behavior of peracetic acid toward olefins is the same as that of perbenzoic acid, but that when an acetic acid solution is employed the oxirane is converted to the hydroxy acetate by further reaction with acetic acid. The apparent necessity for employing peracetic acid in an inert solvent to obtain good yields of oxiranes discouraged the general use of peracetic acid for epoxidation, because peracetic acid can be prepared and used most conveniently in acetic acid, whereas its isolation free (or substantially free) of acetic acid is time-consuming and hazardous.

Subsequently, however, in connection with a kinetic study of the reaction of peracetic acid in acetic acid solution with various long-chain olefins, suitable reaction conditions were determined for the efficient conversion of ethylenic compounds to oxiranes.¹ To obtain good yields of oxiranes it is necessary to operate at moderate temperatures (20–25° is preferred), to keep the reaction time as short as possible and to exclude strong acids, which catalyze the opening of the oxirane ring by acetic acid. The reaction was shown to be general and afforded a simple and convenient method for the preparation of oxirane compounds in quantity. Isolation of pure peracetic acid and employment of inert solvents were unnecessary. Yields of oxiranes, however, were usually lower than when perbenzoic or monoperphthalic acid was employed. In the peracetic acid epoxidation of compounds containing both an ethylenic and an acetylenic linkage, it has been reported that only the double bond is attacked.^{33,34} Acetylenic compounds react with peracetic acid, but the rates of reaction are only about one-thousandth as great as the rates of reaction of analogous ethylenic compounds. Three atoms of oxygen add, and the acetylenic linkage is cleaved. Oxirenes, $\text{—C} \begin{array}{c} \text{=} \\ \text{=} \\ \text{O} \end{array} \text{C—}$, are

intermediates and have been isolated from some reactions.^{34a}

Ethylenic compounds which have been converted to oxiranes by epoxidation with peracetic acid are listed in Table I.

Percamphoric Acid. Percamphoric acid has been employed to convert pinene and cholesterol to the corresponding oxiranes.³⁵

³¹ Arbusow and Michailow, *J. prakt. Chem.*, **127**, 1 (1930).

³² Arbusow and Michailow, *J. prakt. Chem.*, **127**, 92 (1930).

³³ Malenok and Sologub, *J. Gen. Chem. (U.S.S.R.)*, **10**, 150 (1940) [*C. A.*, **34**, 7286 (1940)].

³⁴ Malenok and Sologub, *J. Gen. Chem. (U.S.S.R.)*, **11**, 983 (1941) [*C. A.*, **37**, 355 (1943)].

^{34a} Schlubach and Franzen, *Ann.*, **577**, 60 (1952).

³⁵ Milas and Cliff, *J. Am. Chem. Soc.*, **55**, 352 (1933).

Performic Acid. Performic acid is generally considered not to be an epoxidation reagent because the high acidity of formic acid (employed either as solvent or formed in the oxidation) causes most oxirane rings to open rapidly. It has been shown recently, however, that α -diisobutylene yields an isolable oxirane on oxidation with performic acid, although the yield is low.³⁶ By employing only small quantities of formic acid as solvent and oxygen carrier, and in some cases by adding small amounts of sodium hydroxide, it has been reported that methyl oleate, octyl oleate, propylene glycol dioleate, and soybean oil can be converted to oxiranes in fair yields.³⁷ Recently, two steroids have been converted to oxiranes by epoxidation with performic acid.^{38, 39}

The diisobutylenes behave somewhat abnormally on reaction with both performic and peracetic acids, yielding, besides the expected products, unsaturated alcohols, an aldehyde, a ketone, a cyclic diether, and high-boiling products.^{36, 40-43}

Hydroxylation

Peracetic Acid. The use of peracetic acid for the preparation of α -glycols from unsaturated substances probably exceeds that of all other organic peracids combined. Peracetic acid is usually prepared and employed in either of two ways: (1) the peracid is preformed by the reaction of acetic acid or acetic anhydride with 25-90% hydrogen peroxide^{1, 44-47} and then mixed with the unsaturated compound, or (2) the unsaturated compound is mixed with hydrogen peroxide and acetic acid, and the peracetic acid is consumed as it is formed.^{4, 48} Under suitable conditions (p. 381) oxiranes are obtained in good yields; but in the manner that the reactions have usually been carried out (long reaction times, and/or high temperatures, and/or in the presence of sulfuric acid), the products isolated are hydroxy acetates formed by the reaction of excess acetic acid with the oxirane produced initially. The hydroxy

³⁶ Byers and Hickinbottom, *J. Chem. Soc.*, **1948**, 1328.

³⁷ Niederhauser and Koroly, U. S. pat. 2,485,160 [C. A., **44**, 7346 (1950)].

³⁸ Djerassi, Mancera, Stork, and Rosenkranz, *J. Am. Chem. Soc.*, **73**, 4496 (1951).

³⁹ Stork, Romo, Rosenkranz, and Djerassi, *J. Am. Chem. Soc.*, **73**, 3546 (1951).

⁴⁰ Byers and Hickinbottom, *J. Chem. Soc.*, **1948**, 284.

⁴¹ Byers and Hickinbottom, *Nature*, **158**, 341 (1946).

⁴² Hickinbottom, *J. Chem. Soc.*, **1948**, 1331.

⁴³ Hickinbottom, *Nature*, **159**, 844 (1947).

⁴⁴ D'Ans and Frey, *Ber.*, **45**, 1845 (1912).

⁴⁵ D'Ans and Frey, *Z. anorg. Chem.*, **84**, 145 (1914).

⁴⁶ D'Ans and Kneip, *Ber.*, **48**, 1136 (1915).

⁴⁷ Greenspan, *J. Am. Chem. Soc.*, **68**, 907 (1946).

⁴⁸ Greenspan, *Ind. Eng. Chem.*, **39**, 847 (1947).

acetates are readily hydrolyzable to α -glycols in excellent yield.⁴⁹⁻⁵² Although good yields of glycols were reported by some early investigators, the operating conditions employed caused the loss of much active oxygen by decomposition. With sulfuric acid as the catalyst, moderate temperatures (40°), and short reaction periods, excellent yields of α -glycols are obtained with stoichiometric quantities of 25-30% hydrogen peroxide.⁴ Since the sulfuric acid catalyzes the formation of peracetic acid and the peracid is rapidly consumed at 40°, the reaction is complete in a few hours and little active oxygen is lost. This procedure is one of the most efficient for converting long-chain olefins to α -glycols. Slightly higher yields of α -glycols are obtained when 90% hydrogen peroxide is employed.⁴⁸

Ethylenic compounds which have been converted to α -glycols by oxidation with peracetic acid, either preformed or prepared and utilized *in situ*, are listed in Table I. Some of the unsaturated substances listed have been converted to hydroxy acetates rather than to α -glycols, but the conversion to glycols is effected so readily by hydrolysis that these substances have also been included.

Performic Acid. An even more efficient and rapid hydroxylation technique consists in the reaction of unsaturated compounds with performic acid.⁴ Not only is performic acid formed rapidly when 25-90% hydrogen peroxide and formic acid are mixed,^{44-47, 53} but it also reacts rapidly and completely with the unsaturated linkage. By means of this hydroxylation reaction, conversion of an unsaturated compound to an α -glycol is accomplished within a short time, and approximately stoichiometric quantities of hydrogen peroxide can be employed. The initial product of oxidation is not the α -glycol but the oxirane, which is rapidly converted in most cases to a hydroxy formate as a result of the high acidity of formic acid. Hydroxy formates are the products usually isolated and are readily converted to the α -glycols by hydrolysis with dilute aqueous alkali or even by exposure to moist air or heating with water.⁵ It is important to note that performic acid is preferably not prepared separately, because it is unstable and loses oxygen rapidly,^{46, 47, 53, 54} but it is prepared and utilized *in situ*.⁴ Somewhat more complete hydroxylation is obtained by employing 90% hydrogen peroxide instead of the 25-30% concentration.⁴⁸

Concentrated solutions of performic acid can be used in the hydroxyl-

⁴⁹ Hilditch, *J. Chem. Soc.*, **1926**, 1828.

⁵⁰ Hilditch and Lea, *J. Chem. Soc.*, **1927**, 3106.

⁵¹ Scanlan and Swern, *J. Am. Chem. Soc.*, **62**, 2305 (1940).

⁵² Scanlan and Swern, *J. Am. Chem. Soc.*, **62**, 2309 (1940).

⁵³ Toennies and Homiller, *J. Am. Chem. Soc.*, **64**, 3054 (1942).

⁵⁴ Swern and Findley, unpublished results.

ation of α,β -unsaturated acids to give fair yields of dihydroxy acids within a relatively short time.⁵⁵ Dilute solutions of organic peracids either are ineffective in hydroxylation of such compounds, or extremely long reaction times are required during which loss of active oxygen occurs.

The performic acid oxidation of ethylenic compounds having a hydroxyl group on a carbon atom directly adjacent to the ethylenic group yields appreciable amounts of acidic chain cleavage products in addition to about 50% of the expected hydroxylation products.⁵⁶

In the peracetic and performic acid hydroxylation of compounds containing both an ethylenic and an acetylenic linkage only the double bond is attacked.^{34a, 57-60}

Ethylenic compounds converted to α -glycols by oxidation with performic acid are listed in Table I.

Perbenzoic, Monoperphthalic, or Percamphoric Acid. These acids can be employed for the preparation of α -glycols from olefins by hydrolyzing the oxiranes which are formed first. In general, there is no advantage in employing the aromatic peracids to prepare α -glycols when two more-efficient peracids (performic and peracetic acid) are available for this purpose. In the presence of water or with unusually long reaction times, reactions have been reported in which α -glycols or their monobenzoates rather than oxiranes were obtained from oxidations of olefins with perbenzoic acid.

Ethylenic compounds which have been converted to α -glycols or to hydroxybenzoates by oxidation with perbenzoic acid are listed in Table I.

STEREOCHEMISTRY AND MECHANISM

Although the structure of organic peracids, usually written RCO_3H , is not known, it is evident from their numerous and varied reactions that they are electrophilic reagents.¹⁰ As the nucleophilic nature of an olefin is increased by replacement of the hydrogen atoms of its ethylenic linkage with electron-releasing groups, the rate of reaction with organic peracids increases considerably (see p. 388). Since peracid reactions investigated so far are subject to general acid catalysis,^{61, 62} it has been

⁵⁵ English and Gregory, *J. Am. Chem. Soc.*, **69**, 2120 (1947).

⁵⁶ Ross, Gebhart, and Gerecht, *J. Am. Chem. Soc.*, **71**, 282 (1949).

⁵⁷ Evans, Fraser, and Owen, *J. Chem. Soc.*, **1949**, 248.

⁵⁸ Malenok, *J. Gen. Chem. (U.S.S.R.)*, **9**, 1947 (1939) [*C. A.*, **34**, 4385 (1940)].

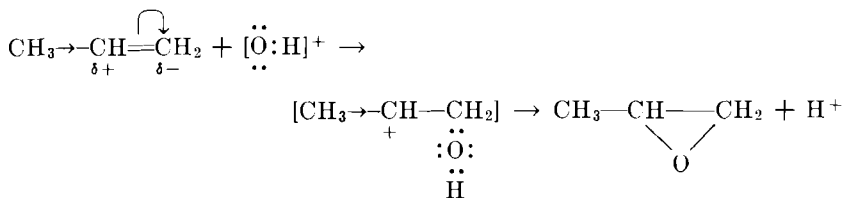
⁵⁹ Malenok and Sologub, *J. Gen. Chem. (U.S.S.R.)*, **6**, 1904 (1936) [*C. A.*, **31**, 4285 (1937)].

⁶⁰ Raphael, *J. Chem. Soc.*, **1949**, S44.

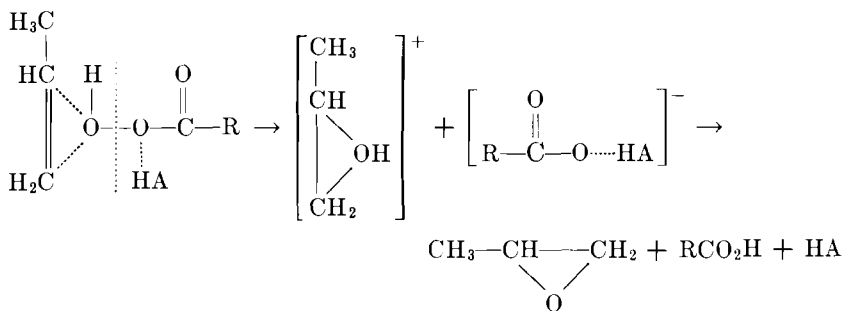
⁶¹ Friess, *J. Am. Chem. Soc.*, **71**, 2571 (1949).

⁶² Waters, *J. Chem. Soc.*, **1948**, 1574.

proposed that the attacking moiety in peracid oxidations is the electro-positively polarized (electrophilic) hydroxyl group $[\ddot{\text{O}}:\text{H}]^+$.^{63, 64} The reaction of an olefin, such as propylene, with a peracid may, therefore, be represented as follows.¹⁰



This simple formulation, however, does not account for the striking stereospecificity of the reaction which precludes a free carbonium ion intermediate. A more reasonable alternative mechanism would involve essentially direct formation of the conjugate acid of the oxirane by donation of $[\ddot{\text{O}}:\text{H}]^+$ to the olefin by a peracid-general acid complex in a manner similar to that shown in the accompanying equation. The olefin-



$[\ddot{\text{O}}:\text{H}]^+$ part of the transition state of such a process would be similar to the so-called π -complexes.⁶⁵ This mechanism obviates any necessity for postulation of rapid and reversible $[\ddot{\text{O}}:\text{H}]^+$ formation from peracid and general acid (HA) followed by a slow attack of $[\ddot{\text{O}}:\text{H}]^+$ on the double bond. It is also a more reasonable reaction path in the non-polar solvents often used as reaction media.

As discussed earlier (pp. 380-385) the product isolated may be the

⁶³ Weisenborn and Taub, *J. Am. Chem. Soc.*, **74**, 1329 (1952).

⁶⁴ Roitt and Waters, *J. Chem. Soc.*, **1949**, 3060.

⁶⁵ M. J. S. Dewar, *The Electronic Theory of Organic Chemistry*, Oxford University Press, 1949.

oxirane or the hydroxy acyloxy compound, depending on the experimental conditions, the peracid used, and the stability of the oxirane.

The initial oxidation step in epoxidation and hydroxylation with organic peracids is the same, and it has generally been assumed that this reaction proceeds by *cis* addition to the double bond.^{5, 66} Recently, unequivocal evidence was obtained to substantiate this assumption. It was shown by x-ray diffraction and infrared absorption studies that oleic acid and oleyl alcohol (both *cis* olefins) yield *cis*-9,10-epoxystearic acid and *cis*-9,10-epoxyoctadecanol, respectively, on epoxidation with peracetic or perbenzoic acid, and the corresponding *trans* olefins, elaidic acid and elaidyl alcohol, yield *trans*-9,10-epoxystearic acid and *trans*-9,10-epoxyoctadecanol, respectively.⁶⁷

Opening of the oxirane ring, in the preparation of α -glycols from the corresponding oxiranes, is accompanied by inversion whether the reaction is conducted in neutral, acidic, or alkaline media.⁵ The only exception to this generalization apparently is the opening of an oxirane ring in the terminal position of an aliphatic chain. In this case, if the ring-opening reagent attacks the terminal position, inversion cannot occur.^{68, 69} A reaction scheme correlating the configurational relationships in the conversion of oleic and elaidic acids (*cis*- and *trans*-9-octadecenoic acids, respectively) to 9,10-dihydroxystearic acids by way of the intermediate oxiranes has recently been published.⁵ This scheme is self-consistent and is in harmony with accepted theories of inversions, double-bond addition reactions, and the vast amount of experimental data available. This reaction sequence is undoubtedly of general applicability to other olefins with non-terminal double bonds.

It should be noted that the oxirane obtained by epoxidation of an olefin with organic peracids (*cis* addition) is identical with that obtained by hypohalogenation (*trans* addition) followed by dehydrohalogenation (inversion occurs). In the latter preparative procedure two inversions have occurred; this gives the same stereochemical result as no inversions.

Hydroxylation of olefins with potassium permanganate,⁷⁰⁻⁷³ *t*-butyl hydroperoxide (osmium tetroxide catalyst),^{74, 75, 76} or by photochemical

⁶⁶ Braun, *J. Am. Chem. Soc.*, **51**, 228 (1929).

⁶⁷ Witnauer and Swern, *J. Am. Chem. Soc.*, **72**, 3364 (1950).

⁶⁸ Abderhalden and Eichwald, *Ber.*, **48**, 1847 (1915).

⁶⁹ Sowden and Fischer, *J. Am. Chem. Soc.*, **64**, 1291 (1942).

⁷⁰ Böeseken, *Rec. trav. chim.*, **47**, 683 (1928).

⁷¹ Böeseken and Cohen, *Rec. trav. chim.*, **47**, 839 (1928).

⁷² King, *J. Chem. Soc.*, **1943**, 37.

⁷³ Kuhn and Ebel, *Ber.*, **58**, 919 (1925).

⁷⁴ Milas, *J. Am. Chem. Soc.*, **59**, 2342 (1937).

⁷⁵ Milas and Sussman, *J. Am. Chem. Soc.*, **58**, 1302 (1936).

⁷⁶ Milas, Sussman, and Mason, *J. Am. Chem. Soc.*, **61**, 1844 (1939).

addition of hydrogen peroxide to the double bond⁷⁷ proceeds by *cis* addition. Catalytic hydroxylation of olefins with hydrogen peroxide and other inorganic catalysts, such as pertungstic acid, pervanadic acid, or selenium dioxide, however, proceeds by *trans* addition.⁷⁸

SELECTION OF EXPERIMENTAL CONDITIONS

Since the oxirane group is extremely reactive and undergoes ring opening with various types of compounds which contain active hydrogen atoms, it is obvious that conditions for epoxidation must be selected with care. It is of paramount importance to avoid high reaction temperatures¹ and to exclude strongly acidic materials from the reaction mixtures⁴ if high yields are to be obtained. In epoxidations with perbenzoic and monopero-phthalic acids an inert solvent is employed; in epoxidations with peracetic acid, acetic acid may be used as the solvent, provided that strong acids are absent and reaction temperatures below about 30° are employed.

With unsaturated substances containing isolated double bonds, such as 2-pentene, 2-butene, oleic acid, and oleyl alcohol, epoxidation is rapid and is usually complete within eight to twenty-four hours at room temperature or below. If electron-releasing groups are attached to or are in close proximity to the ethylenic linkage, as in 2-methylpropene, 2-methyl-2-butene, and tetramethylethylene, the reaction is considerably accelerated;¹⁰ if electron-attracting groups are attached to or are in close proximity to the ethylenic linkage, as in cinnamic, maleic, fumaric, crotonic, 2-pentenoic, and 2-hexenoic acids and their esters, the reaction is slowed down.¹⁰ The wide range of specific reaction rates in related groups of compounds is shown most strikingly by comparing ethylene ($k \times 10^3 = 0.19$) with 2-methyl-2-butene ($k \times 10^3 = \text{ca. } 1000$), cyclobutene ($k \times 10^3 = 21$) with 1-methylcyclopentene ($k \times 10^3 = 2200$), sorbic acid ($k \times 10^3 = 0.04$) with oleic acid ($k \times 10^3 = 384$), allylbenzene ($k \times 10^3 = 2.0$) with 1-phenyl-1-propene ($k \times 10^3 = 46$), 1,4-dihydronaphthalene ($k \times 10^3 = 37$) with 1,2-dihydronaphthalene ($k \times 10^3 = 230\text{--}240$), cinnamic acid ($k \times 10^3 = 0.13$) with cinnamyl alcohol ($k \times 10^3 = 203$), 1-phenyl-2-butene ($k \times 10^3 = 10$) with 1-phenyl-1-butene ($k \times 10^3 = 80$), eugenol ($k \times 10^3 = 2.2$) with isoeugenol ($k \times 10^3 = 127$), and safrole ($k \times 10^3 = 1.3$) with isosafrole ($k \times 10^3 = 148$).^{10,79} Furthermore, the specific reaction rate of tetramethylethylene with peracetic acid at 25.8° is too high to be meas-

⁷⁷ Milas, Kurz, and Anslow, *J. Am. Chem. Soc.*, **59**, 543 (1937).

⁷⁸ Mugdan and Young, *J. Chem. Soc.*, **1949**, 2988.

⁷⁹ Swern, *Chem. Revs.*, **45**, 1 (1949).

ured.^{80, 81} Selected references describing kinetic studies are 2, 28, and 80-88.

The rates of oxidations with peracids can be determined readily with a minimum of experimental effort by measuring unconsumed peroxide at suitable time intervals.^{11, 13, 89, 90, 91} By following the disappearance of active oxygen, the reaction can be terminated at exactly the right time, thereby minimizing side reactions and loss of active oxygen. Furthermore, the determination of unconsumed peroxide should be carried out in all peracid oxidations in which distillation techniques are employed in the recovery of solvent and in the isolation of reaction products. *In reactions which proceed slowly, a large amount of unconsumed peracid may be present in the distillation charge and cause an explosion if the peroxide is not destroyed.*

Although a wide range of conditions can be employed in the preparation of α -glycols, temperatures above 50° are undesirable because significant loss of active oxygen occurs. Early workers, who were not concerned with efficient use of active oxygen, operated at high temperatures and of necessity employed large excesses of hydrogen peroxide or peracid. Reaction temperatures below 5-10° may also be disadvantageous since they make the reaction time objectionably long.

To help in the selection of hydroxylation techniques, the methods just discussed are listed in decreasing order of efficiency and over-all desirability from the laboratory standpoint.

1. Oxidation with 30% hydrogen peroxide in formic acid solution at 40°; 1.025-1.05 moles of hydrogen peroxide per ethylenic linkage.^{2, 4} This method is admirably suited for the hydroxylation of isolated double bonds and is probably the best hydroxylation technique employing organic peracids. See also method 3.

2. Oxidation with 30% hydrogen peroxide in acetic acid solution containing catalytic quantities of sulfuric acid at 40°; 1.025-1.05 moles of hydrogen peroxide per ethylenic linkage.^{2, 4}

⁸⁰ Böeseken and Stuurman, *Proc. Acad. Sci. Amsterdam*, **39**, 2 (1936) [*C. A.*, **30**, 3304 (1936)].

⁸¹ Böeseken and Stuurman, *Rec. trav. chim.*, **56**, 1034 (1937).

⁸² Bodendorf, *Arch. Pharm.*, **263**, 491 (1930).

⁸³ Böeseken and Blumberger, *Rec. trav. chim.*, **44**, 90 (1925).

⁸⁴ Böeseken and Hanegraaff, *Rec. trav. chim.*, **61**, 69 (1942).

⁸⁵ Heinänen, *Ann. Acad. Sci. Fennicae*, **A59**, No. 13, 3 (1943) [*C. A.*, **41**, 2307 (1947)].

⁸⁶ Smit, *Rec. trav. chim.*, **49**, 686 (1930).

⁸⁷ Stuurman, *Proc. Acad. Sci. Amsterdam*, **38**, 450 (1935) [*C. A.*, **29**, 4657 (1935)].

⁸⁸ J. Stuurman, thesis, University of Delft, 1936.

⁸⁹ Kolthoff and Menzel, *Die Massanalyse*, Vol. II, 2nd ed., p. 413, Springer, Berlin, 1931.

⁹⁰ Marks and Morrell, *Analyst*, **54**, 503 (1929).

⁹¹ Wheeler, *Oil and Soap*, **9**, 89 (1932).

3. The same as 1 and 2, but employing 90% hydrogen peroxide.^{48, 55} Although slightly more complete reaction is obtained with 90% hydrogen peroxide, the hazards attendant upon its use make it less desirable for laboratory investigation.^{92, 93, 94} By use of the more concentrated peracids, however, ethylenic linkages adjacent to carboxyl groups can be hydroxylated readily.⁵⁵

4. Prior preparation of performic or peracetic acids and employment of the peracids under conditions similar to 1, 2, and 3 above.

5. Epoxidation with peracetic, perbenzoic, or monopero-phthalic acid, followed by hydrolysis. The only virtue of this technique, probably, is that one can obtain either the oxirane or the α -glycol from a given unsaturated substance.

Because of the instability of performic acid, there is usually little point in its separate preparation (method 4). If it is prepared separately, however, it should be used immediately. Performic acid of 90% strength is highly explosive.^{94a} In contrast to performic acid, peracetic acid is relatively stable and can be stored conveniently. In the absence of catalysts, concentrated solutions of peracetic acid are fairly stable at room temperature (15–25°); 87–95% solutions remain virtually unchanged on standing for about five weeks,⁴⁶ the 50% solution shows no loss of peracid after storage for two weeks,⁴⁶ and the 45% solution retains 75% of the peracid after seven weeks.⁴⁷ The 45% solution retains 94% of the peracid after seven weeks of storage if it is stabilized with sodium pyrophosphate⁴⁷ (other stabilizers have also been suggested).^{95, 96} Five to ten per cent solutions of peracetic acid in acetic acid, however, show significant losses of active oxygen at room temperature but little loss at 0 to 5°.¹ Although peracetic acid can be prepared by efficient processes and only a small amount of active oxygen is lost or unavailable for oxidative purposes, the separate preparation of the peracid is a time-consuming step in the hydroxylation reaction, and method 2 is more desirable. Concentrated solutions of peracetic acid have recently become commercially available.⁹⁷

There is a wide variety of methods for preparing organic peracids, and many solvents have been suggested for use in their preparation, isolation, and application as oxidizing agents. This phase of peracid chemistry is

⁹² Bellinger, Friedman, Bauer, Eastes, and Bull, *Ind. Eng. Chem.*, **38**, 310 (1946).

⁹³ Bellinger, Friedman, Bauer, Eastes, and Edmonds, *Ind. Eng. Chem.*, **38**, 627 (1946).

⁹⁴ Shanley and Greenspan, *Ind. Eng. Chem.*, **39**, 1536 (1947).

^{94a} Weingartshofer-Olmos and Giguère, *Chem. Eng. News*, **30**, 3041 (1952).

⁹⁵ Naamlooze Venootschap Industriele Maatschappij Voorheen Noury and Van Der Lande and Van Der Lande, Brit. pat. 234,163 [*C. A.*, **20**, 768 (1926)].

⁹⁶ Reichert, McNeight, and Elston, U. S. pat. 2,347,434 [*C. A.*, **39**, 89 (1945)].

⁹⁷ Buffalo Electrochemical Co., *Peracetic Acid Data Sheet* 1 (1947).

not sufficiently pertinent to be discussed here in detail, but information has recently been published on this subject.⁷⁹ The particular oxidative method and solvent selected will depend, in large part, on the solubility of the peracid and on the structure of the unsaturated substance and the oxidation products. Furthermore, the stability of the peracid and the oxidation products in the solvent medium and the ease of separation of the desired products from the other materials present have an important bearing on the selection of reaction conditions. The solvent has been reported to affect the rates of decomposition of peracids as well as their rates of reaction with unsaturated substances.^{7, 13, 83, 98-101}

For information regarding other organic peracids (properties, methods of preparation, special techniques, etc.) reference 79 can be consulted.

EXPERIMENTAL PROCEDURES

Caution. *All preparations of and reactions with organic peracids should be conducted behind a safety shield, because a reaction occasionally proceeds with uncontrollable violence.* When an olefin of unknown structure or one that contains at least three electron-releasing groups attached to or in close proximity to the ethylenic linkage is epoxidized or hydroxylated for the first time, the reaction should be run on a small scale (preferably 0.1 mole or less), and provision should be made for efficient cooling. Detailed information regarding the properties of concentrated hydrogen peroxide^{92, 93, 94, 102-105} and organic peracids⁷⁹ has recently been published.

Peracid oxidation mixtures should not be distilled unless an analysis has indicated the absence or low concentration of active oxygen. When the peracid content is low, acetic and formic acids can be safely and completely distilled from oxidation reactions at or below room temperature by the use of low pressure. Peracids and other peroxides can be conveniently destroyed by the addition of ferrous sulfate, sodium bisulfite, or other reducing agents.

⁹⁸ Berezovskaya and Semikhatova, *Bull. acad. sci. U.R.S.S., Classe sci. math. nat.*, **1934**, 1583, 1589 [*C. A.*, **29**, 6130 (1935)].

⁹⁹ Calderwood and Lane, *J. Phys. Chem.*, **45**, 108 (1941).

¹⁰⁰ Lagrave, *Ann. Chim.*, [10] **8**, 363 (1927).

¹⁰¹ Meerwein, Ogait, Prang, and Serini, *J. prakt. Chem.*, **113**, 9 (1926).

¹⁰² Bretschger and Shanley, *Trans. Electrochem. Soc.*, **92**, 10 pp. (1947) preprint.

¹⁰³ McKee, *Mech. Eng.*, **68**, 1045 (1946).

¹⁰⁴ Médard, *Compt. rend.*, **222**, 1491 (1946).

¹⁰⁵ Schumb, *Ind. Eng. Chem.*, **41**, 992 (1949).

Analysis of Peracids

Perbenzoic Acid. Perbenzoic acid in an organic solvent can be determined iodimetrically by shaking the solution with an aqueous acetic acid solution of potassium iodide. A known volume of the perbenzoic acid solution is pipetted into an iodine flask containing 50 ml. of 0.4 *N* acetic acid and 1 g. of potassium iodide, the mixture is shaken, and the liberated iodine is titrated with 0.05–0.1 *N* sodium thiosulfate solution, starch indicator being used.

In following the course of the oxidation of water-insoluble substances which precipitate upon addition of the solution to the aqueous acetic acid, a sharper end point is obtained by adding the perbenzoic acid solution to 25 ml. of a chloroform-acetic acid solution (3:2 by volume). Two milliliters of saturated potassium iodide solution is added, and the mixture is allowed to stand for five minutes. Seventy-five milliliters of water is added, the solution is shaken, and the liberated iodine is titrated with 0.05–0.1 *N* sodium thiosulfate.⁹¹ One milliliter of 0.1 *N* sodium thiosulfate is equivalent to 0.00690 g. of perbenzoic acid.

Monoperphthalic Acid. Monoperphthalic acid can be determined by the same methods employed for perbenzoic acid. An alternative procedure¹⁰⁶ is to add 2 ml. of the solution to 30 ml. of 20% aqueous potassium iodide and titrate the liberated iodine after 10 minutes with 0.05 *N* sodium thiosulfate solution. One milliliter of 0.05 *N* sodium thiosulfate is equivalent to 0.00455 g. of monoperphthalic acid.

Peracetic Acid. The peroxide components in the peracetic acid solutions described below are determined on a single sample as follows:^{44,45} 0.2–2 ml. of the solution (accurately dispensed from a pipette or weighed) is diluted with 50 ml. of 4 *N* aqueous sulfuric acid which has been cooled to 0°. This solution is titrated rapidly with 0.1 *N* potassium permanganate to a pink end point. This determines unreacted hydrogen peroxide; 1 ml. of 0.1 *N* potassium permanganate is equivalent to 0.00170 g. of hydrogen peroxide. The peracetic acid is determined by adding 2 ml. of saturated aqueous potassium iodide to the same solution and rapidly titrating with 0.1 *N* sodium thiosulfate, starch indicator being used; 1 ml. of 0.1 *N* sodium thiosulfate is equivalent to 0.00380 g. of peracetic acid. At this point, the flask and its contents are heated on the steam bath for five to ten minutes, causing a return of the blue color, and liberated iodine is titrated with 0.1 *N* sodium thiosulfate. The last titration gives the diacetyl peroxide content; 1 ml. of 0.1 *N* sodium thiosulfate is equivalent to 0.00590 g. of diacetyl peroxide. It

¹⁰⁶ Böhme, *Org. Syntheses*, **20**, 70 (1940).

has been reported that ceric sulfate is more satisfactory than potassium permanganate for determination of residual hydrogen peroxide.¹⁰⁷

In following the consumption of active oxygen during the oxidation of water-insoluble substances with peracetic acid, the procedure described under the analysis of perbenzoic acid should be employed.⁹¹ This determines total active oxygen and not peracetic acid alone, but the difference between the titrations at succeeding time intervals gives a measure of peracetic acid consumed.

Performic Acid. The procedures described in the analysis of peracetic acid are used.

Preparation of Peracids

Perbenzoic Acid (Benzoyl Peroxide-Sodium Methoxide Method).

Directions published in *Organic Syntheses*¹¹ are probably the most satisfactory for preparing stable solutions of perbenzoic acid. Briefly, this method consists in (a) allowing benzoyl peroxide to react with sodium methoxide in chloroform-methanol solution, (b) extracting the sodium perbenzoate solution with water, (c) acidifying with sulfuric acid, and (d) extracting the perbenzoic acid with chloroform. Yields of perbenzoic acid of about 85% are obtained. *Do not recrystallize benzoyl peroxide from hot chloroform, as suggested in the original Organic Syntheses procedure, as this operation is hazardous.* Benzoyl peroxide may be purified safely by adding methanol to a chloroform solution of the peroxide at room temperature.¹⁰⁸ A recrystallized grade is commercially available.¹⁰⁹

For preparation of large quantities of perbenzoic acid or solutions which are to be stored for a long time, a modified procedure has been recommended.¹³

(a) The mixture is kept below 0° during the addition of the chloroform solution of benzoyl peroxide to the methanol solution of sodium methoxide. Since this reaction is highly exothermic, a large quantity of salt-ice freezing mixture at -15° is employed to cool the reaction flask, the benzoyl peroxide solution is added at a slow, even rate of about 15-20 ml. per minute, and the reaction flask is swirled vigorously and continuously during the addition. There is no need to wait four to five minutes, as specified in the original procedure¹¹ before extracting the mixture with water.

(b) Instead of transferring the chloroform-methanol solution containing sodium perbenzoate to a separatory funnel, about 150 ml. of

¹⁰⁷ Greenspan and MacKellar, *Anal. Chem.*, **20**, 1061 (1948).

¹⁰⁸ Nozaki and Bartlett, *J. Am. Chem. Soc.*, **68**, 1686 (1946).

¹⁰⁹ Lucidol Corporation, Buffalo, New York.

water containing chopped ice is added to the reaction mixture which is rapidly swirled. The mixture is then transferred to the separatory funnel, and 350 ml. of water containing chopped ice is added to the rapidly swirled material. In this way, the formation of lumps which dissolve slowly is prevented.

(c) The emulsion that collects at the interface of the aqueous sodium perbenzoate phase and the chloroform phase is discarded. Only three to five minutes is allowed for separation of the phases. Likewise, emulsions formed during the washing of the aqueous layer are discarded.

(d) The aqueous phase is washed with two 100-ml. portions of carbon tetrachloride, instead of chloroform.

(e) After acidification, the aqueous solution is extracted with reagent-grade benzene rather than chloroform. At this point, the temperature of the solution should be above 5°, to prevent freezing of the benzene.

(f) The benzene solution is washed with water, dried over anhydrous sodium sulfate (calcium chloride sometimes causes a sudden decomposition of the peracid¹¹), and stored in the dark at about 10° until used.

Crystalline perbenzoic acid can be obtained by removal of the solvent under vacuum, as described in *Organic Syntheses*,¹¹ and purified by recrystallization from chloroform-ethanol mixtures¹¹⁰ or from petroleum ether.¹¹¹ Perbenzoic acid melts at about 41° and is soluble in the common organic solvents, except cold petroleum ether.

Perbenzoic Acid (Benzaldehyde-Air Method).³ The air oxidation of benzaldehyde in acetone solution irradiated with ultraviolet light is a convenient method for the preparation of moderately large quantities of perbenzoic acid.

In a 5-l. three-necked Pyrex flask equipped with a thermometer, a solid carbon dioxide-cooled reflux condenser, and two fritted glass disks reaching to the bottom of the flask, 520 g. (4.9 moles) of freshly distilled benzaldehyde is dissolved in 4 l. of acetone. The flask is immersed in an ice-water bath and irradiated from the top with three 125-watt Hanovia quartz mercury-vapor lamps, symmetrically placed around the flask, while a rapid stream of dry air is passed through the fritted disks and into the solution for twenty-four hours at 5–10°. The reaction is conducted in a fume hood because of the formation of ozone. If the reaction cannot be run without interruption, the acetone solution can be stored at 5–10° with little or no loss of perbenzoic acid. After about twenty-four hours, the rate of peracid formation decreases considerably

¹¹⁰ Maan, *Rec. trav. chim.*, **48**, 332 (1929).

¹¹¹ Baeyer and Villiger, *Ber.*, **33**, 1569 (1900).

and the solution then contains about 2 moles of perbenzoic acid. The yield is 40–45%.

Monoperphthalic Acid. The procedure described in *Organic Syntheses*,¹⁰⁸ consisting in the reaction of phthalic anhydride with alkaline 30% aqueous hydrogen peroxide, is satisfactory, and gives 65–70% yields. It has been reported to be advantageous to employ 40% sodium hydroxide solution and to add crushed ice directly to the reaction mixture.¹¹² In this procedure, the peracid is extracted with ether, but, if ether is not a suitable solvent for the subsequent oxidation reactions, it can be removed readily and replaced by dioxane or other solvent by a procedure described in *Organic Syntheses*.¹⁰⁶

Peracetic Acid.^{1, 47} In a 5-l. three-necked flask equipped with a mechanically driven glass stirrer, a thermometer, and a separatory funnel is placed 2250 g. of acetic anhydride, which has been filtered through glass wool to remove particles which may catalyze peroxide decomposition. The thermometer should be immersed in the liquid, and at least one neck of the flask should be open to the atmosphere. The acetic anhydride is warmed to 35–40° in a water bath into which cold or warm water can be run at will and removed rapidly if necessary. By means of the separatory funnel, 500 g. of 25–30% hydrogen peroxide is added in about one hour with agitation, the temperature being maintained at 40°. The reaction becomes mildly exothermic soon after the addition of hydrogen peroxide is started, and cooling is required for three to four hours after the addition is complete to maintain the temperature at 40° (bath temperature 25–30°). The solution is allowed to stand overnight at room temperature. The concentration of peracetic acid is then about 0.8–1.2 M (6–9%). The yield is 60–90%. The solution contains diacetyl peroxide and some unconverted hydrogen peroxide in addition to peracetic acid and acetic acid.

A concentrated solution of peracetic acid⁴⁷ is prepared by cautiously adding 9.1 g. of 90% hydrogen peroxide to a stirred solution of 10 g. of acetic acid and 0.11 ml. of concentrated sulfuric acid contained in a flask immersed in a water bath at 22–23°. At the end of four hours, the peracetic acid content of the solution is about 44%; it rises to a maximum of 46% within twelve to fifteen hours.

Performic Acid.^{47, 53, 54} In a 500-ml. Erlenmeyer flask, 25 g. of 25–30% hydrogen peroxide and 250 g. of 98–100% formic acid are mixed at room temperature. Since the reaction is only mildly exothermic (temperature rise 1–2°), no cooling is required in batches of this size. The maximum content of performic acid (approximately 5%) is obtained within thirty

¹¹² Bachman and Cooper, *J. Org. Chem.*, **9**, 302 (1944).

to sixty minutes, as determined by the analytical techniques already described.

A concentrated solution of performic acid is prepared by cautiously adding 28.4 g. of 90% hydrogen peroxide to a stirred solution of 23.0 g. of 98–100% formic acid and 0.28 ml. of concentrated sulfuric acid contained in a flask immersed in a water bath at 22–23°. ^{47, 55} Maximum performic acid concentration (approximately 35%) is reached within thirty minutes.

Performic acid solutions are unstable, and active oxygen is lost at a fairly rapid rate (several per cent per hour at room temperature); the solutions, therefore, should not be stored but should be used immediately.

Epoxidation with Perbenzoic Acid

1,2-Epoxyethylbenzene (Styrene Oxide). ^{12, 113} To a solution of 42 g. (0.30 mole) of perbenzoic acid in 500 ml. of chloroform, prepared as described on p. 393, 30 g. (0.29 mole) of styrene is added. The solution is maintained at 0° for twenty-four hours, with frequent shaking during the first hour. At the end of twenty-four hours titration of an aliquot part of the solution shows that only the slight excess of perbenzoic acid remains. The benzoic acid is removed from the chloroform solution by shaking with several portions of 10% sodium hydroxide solution, the alkali is removed by washing with water, and the chloroform solution is dried over anhydrous sodium sulfate. Fractional distillation yields 24–26 g. (69–75%) of 1,2-epoxyethylbenzene, b.p. 101°/40 mm., as an almost colorless liquid.

cis-9,10-Epoxy stearic Acid. ^{3, 30} To 750 ml. of an acetone solution of 0.4 mole of perbenzoic acid, prepared as described on p. 394, 85 g. (0.3 mole) of oleic acid ^{114, 115, 116} is added at 0–5°. The solution is allowed to stand for forty hours at room temperature and then cooled to –25° and filtered; the precipitate is washed once with cold acetone. The crude 9,10-epoxystearic acid (purity 95–99%) is a white powder weighing about 85 g. Two recrystallizations from acetone at 0 to –25° yields 55–60 g. of analytically pure *cis*-9,10-epoxystearic acid, m.p. 59.5–59.8°. Oxirane oxygen: ¹¹⁷ calcd., 5.36%; found, 5.33–5.37%. The yield is 62–67%.

¹¹³ Hibbert and Burt, *Org. Syntheses*, **8**, 102 (1928); *Coll. Vol. I*, 494 (1941).

¹¹⁴ Brown and Shinowara, *J. Am. Chem. Soc.*, **59**, 6 (1937).

¹¹⁵ Swern, Knight, and Findley, *Oil and Soap*, **21**, 1 (1944).

¹¹⁶ Wheeler and Riemenschneider, *Oil and Soap*, **16**, 207 (1939).

¹¹⁷ Swern, Findley, Billen, and Scanlan, *Anal. Chem.*, **19**, 414 (1947).

1,2-Epoxy-2-methyl-3-butene (Isoprene Monoxide) (preferential oxidation of one ethylenic linkage in a conjugated diene).¹¹⁸ To a stirred solution of 16 g. (0.235 mole) of isoprene in 50 ml. of ethyl chloride cooled in an ice bath a cold solution of 30 g. (0.217 mole) of perbenzoic acid in 150 ml. of ethyl chloride is added from a dropping funnel. The contents of the flask and dropping funnel are protected from moisture by drying tubes. After the perbenzoic acid solution has been added, the reaction flask is allowed to stand in a refrigerator until the oxidizing agent is completely consumed (approximately twenty-four hours). The solution is then shaken cautiously with double the calculated quantity of sodium bicarbonate solution (30 g. per 100 ml. of water) in a cooled separatory funnel until evolution of carbon dioxide ceases. The aqueous layer is discarded, and the ethyl chloride solution is dried overnight in a refrigerator with anhydrous sodium sulfate. The solution is filtered, and the filtrate is distilled through a Widmer column until unreacted isoprene begins to distill. The residual material is then fractionated twice and yields 7 g. (30–40%) of 1,2-epoxy-2-methyl-3-butene (isoprene monoxide).

Epoxidation with Monoperphthalic Acid

β - and α -Cholesteryl Oxide Acetates.²⁵ A solution of 10 g. (0.023 mole) of cholesteryl acetate, m.p. 112–114°, in 50 ml. of ether is mixed with 266 ml. of an ether solution containing 8.4 g. (0.046 mole) of monoperphthalic acid. The solution is refluxed for six hours, and the solvent is removed by distillation. The residue is dried under reduced pressure and digested with 250 ml. of chloroform which has been dried over anhydrous potassium carbonate. The mixture is filtered, yielding 6.7 g. of phthalic acid (87% recovery) and a colorless solution, from which the solvent is removed under reduced pressure. The residue is crystallized from 30 ml. of methanol, giving 6.0 g. (58% yield) of β -cholesteryl oxide acetate, which on recrystallization gives the pure product, m.p. 111–112°, $[\alpha]_D^{25} - 21.8^\circ$. Concentration of the filtrate gives 1.55 g. (15% yield) of α -cholesteryl oxide acetate. The α -isomer, purified by crystallization from ethanol, has a m.p. of 101–103°, $[\alpha]_D^{25} - 44.6^\circ$.

Hydroxylation with Hydrogen Peroxide-Acetic Acid

9,10-Dihydroxystearic Acid (High-Melting Isomer).⁴ A well-stirred solution consisting of 270 g. (0.898 mole) of elaidic acid (containing 94% of elaidic acid and 6% of saturated acids), 810 ml. of glacial acetic

¹¹⁸ Pummerer and Reindel, *Ber.*, **66**, 335 (1933).

acid, and 20 g. of concentrated sulfuric acid is heated to 40°, and 123 g. of 25.5% hydrogen peroxide (0.925 mole) is added dropwise over a period of fifteen minutes. The reaction is only slightly exothermic. A granular precipitate begins to form after about thirty minutes and increases in bulk as the oxidation proceeds. The total reaction time at 40° is five hours. The reaction mixture is then poured into several volumes of hot water (95–100°) and stirred well for several minutes. The mixture is cooled to room temperature and filtered, and the precipitate is washed well with cold water. The product, which weighs about 300 g. and consists of a mixture of 9,10-dihydroxystearic acid and hydroxyacetoxystearic acids, is heated at 100° for one hour with an excess of 2 *N* sodium hydroxide and then poured into excess hydrochloric acid, with stirring. The granular precipitate is filtered and washed free of acid. It weighs about 280 g. (93%) and consists of somewhat impure 9,10-dihydroxystearic acid, m.p. 125–128°. Crystallization from 95% ethanol (7 ml./g.) at 0–5° yields 220 g. (78%) of pure 9,10-dihydroxystearic acid as glistening plates, m.p. 130–131°.

Hydroxylation with Hydrogen Peroxide-Formic Acid

9,10-Dihydroxystearic Acid (Low-Melting Isomer).⁴ To a well-stirred solution of 141 g. (0.5 mole) of oleic acid^{114, 115, 116} in 423 ml. of 98–100% formic acid in a 1-l. three-necked flask at 25° is added during a fifteen-minute period 59 g. of 30% (100 volume) hydrogen peroxide solution (17.5 g.; 0.513 mole; 2.5% excess of hydrogen peroxide). The reaction becomes vigorously exothermic after five to ten minutes and the mixture becomes homogeneous in twenty to thirty minutes after all the hydrogen peroxide has been added. The temperature is kept at 40° with a cold-water bath at the start and a warm-water bath toward the end of the reaction. After about two hours no further consumption of peroxide is observed, and the formic acid is removed by distillation under reduced pressure (b.p. 50°/125 mm.) in a stream of carbon dioxide or nitrogen to prevent bumping. The residue in the flask, which consists of hydroxyformoxystearic acids, is heated for one hour at 100° with an excess of 3 *N* aqueous sodium hydroxide, and the hot, pale yellow solution is slowly poured into an excess of 3 *N* hydrochloric acid with stirring. The oil, which separates, is allowed to solidify, and the aqueous layer is discarded. The white solid is remelted with hot water on a steam bath and stirred well to remove residual salts and water-soluble acids. When the oil has resolidified, the aqueous layer is discarded, and the solid is broken into small pieces and air dried. This product consists of fairly pure 9,10-dihydroxystearic acid (iodine

number about 2-4, neutralization equivalent 315-320), weighs about 150-155 g. (97-99%), and melts at about 92°. The small quantity of unsaturated material present can be separated readily by grinding the material and washing it by decantation with several portions of petroleum naphtha (hexane fraction, boiling range 63-70°). 9,10-Dihydroxystearic acid, m.p. 93° and iodine number 0.0, is obtained from the crude product with a loss of about 6%. In order to obtain an analytically pure product, the dihydroxystearic acid is recrystallized from 95% ethanol, yielding 9,10-dihydroxystearic acid, m.p. 95°, in 80% overall yield.

If purified oleic acid is not available, red oil (commercial product containing about 60-75% oleic acid) may be employed. The crude 9,10-dihydroxystearic acid obtained from this material melts at about 70-75° (compared to 92° when pure oleic acid is used), and several recrystallizations from 95% ethanol are required to obtain a pure product. The yield of 9,10-dihydroxystearic acid from red oil is about 50-60% of the available oleic acid. Furthermore, the 90% grade of formic acid is satisfactory, but the reaction mixture remains heterogeneous throughout. In preparations one-tenth the size described, the 25-30% hydrogen peroxide can be added in one portion. In larger preparations the addition may require thirty minutes to one hour. In preparations five to ten times the size described, it is more convenient to pour the reaction mixture into a large volume of water and then hydrolyze the washed oily layer of hydroxyformates as described.

When 90% hydrogen peroxide is employed instead of the 30% grade, the crude dihydroxystearic acid has an iodine number of 1, instead of 2-4. With the concentrated peroxide, the quantity of formic acid can be reduced to about one-seventh the amount employed with 25-30% hydrogen peroxide.

1,2-Tetradecanediol.² To a well-stirred mixture of 49.2 g. (0.25 mole) of 1-tetradecene, b.p. 158-159°/60 mm., n_D^{20} 1.4357 (prepared by efficient fractional distillation of the 95% commercial grade), and 295 ml. of 98-100% formic acid at 25°, 35 g. of 25.6% hydrogen peroxide (0.263 mole; 5% excess) is added in one portion. The mixture is heated and stirred for about twenty-four hours at 40°, or until an analysis²¹ indicates that the theoretical quantity of peroxide has disappeared. The reaction mixture is heterogeneous throughout. The formic acid is recovered under reduced pressure, and the distillation residue is refluxed for one hour with excess 3 *N* ethanolic potassium hydroxide. Most of the ethanol is then evaporated on the steam bath, and a large quantity of hot water is added, precipitating the glycol as an oil. When the glycol has solidified, the water layer is siphoned off, and the product is remelted

with hot water and allowed to resolidify. The combined water washes are extracted with ether to remove a small quantity of dissolved glycol, and the residue obtained after evaporation of the ether is combined with the main portion of glycol. The crude glycol is broken up into small pieces and air dried, yielding about 55 g. (95%) of fairly pure 1,2-tetradecanediol, m.p. about 65°; iodine number about 4. This is recrystallized from methanol (8 ml./g.) at 0°, yielding about 40 g. (69%) of pure product, m.p. 68–68.5°.

***trans*-1,2-Cyclohexanediol.**⁵⁵ To a mixture of 105 g. of 98–100% formic acid and 13 g. (0.115 mole) of 30% hydrogen peroxide, 8.0 g. (0.097 mole) of cyclohexene is added. The immiscible layers are shaken together briefly; spontaneous heating occurs, and the suspension becomes homogeneous at 65–70°, where it is held for two hours on the steam bath. Most of the formic acid is removed by distillation, and the residue is heated on the steam bath for forty-five minutes with 50 ml. of 20% sodium hydroxide. After cooling, the yellow solution is neutralized with hydrochloric acid and evaporated to dryness under vacuum. The resulting solid is distilled, yielding 10.25 g. of a fraction, b.p. 128–132°/15 mm., which solidifies immediately. Recrystallization from acetone gives 7.9 g. (70%) of *trans*-1,2-cyclohexanediol, m.p. 102–103°. A larger scale oxidation of cyclohexene is described in *Organic Syntheses*.¹¹⁹

Hydroxylation with Performic Acid

2,3-Dihydroxynonanoic Acid.⁵⁵ Twenty grams (0.13 mole) of 2-nonenic acid is added slowly to a well-stirred solution of performic acid prepared by the reaction of 69 g. of 98–100% formic acid, 19 g. (0.5 mole) of 90% hydrogen peroxide, and 0.50 g. of concentrated sulfuric acid. The emulsified mixture is heated to 55–60° to start the reaction and is then held at this temperature for two hours while stirring is continued. The temperature is then allowed to rise to 95° until the spontaneous reaction is over (twenty-five minutes) and the excess peracid largely destroyed. Most of the formic acid is removed by vacuum distillation, and the residue is saponified on the steam bath for one-half hour with 175 ml. of 10% sodium hydroxide. After acidification with hydrochloric acid, the oily product is extracted with ether and the extract is dried over anhydrous sodium sulfate. Evaporation of the ether yields a waxy solid which is suspended in benzene and filtered, yielding 2,3-dihydroxynonanoic acid as white slippery flakes. Concentration of the filtrate followed by addition of ligroin gives two additional crops,

¹¹⁹ Roebuck and Adkins, *Org. Syntheses*, **28**, 35 (1948).

the total yield of product being 12.4 g. (51%). On crystallization from ethyl acetate or water, pure 2,3-dihydroxynonanoic acid, m.p. 118–118.5°, is obtained.

TABLE OF ETHYLENIC COMPOUNDS OXIDIZED WITH ORGANIC PERACIDS

The following table lists the ethylenic compounds which have been epoxidized or hydroxylated with organic peracids. The table is divided into the following sections: A, Hydrocarbons and substituted hydrocarbons; B, Steroids (alphabetical order); C, Acids; D, Alcohols; E, Esters; F, Aldehydes and ketones (including carbohydrates); G, Ethers; H, Miscellaneous.

In the preparation of the table the literature has been consulted to October 1951. The addendum to Table I lists the compounds whose epoxidation or hydroxylation with organic peracids was reported from October 1, 1951, to October 1, 1952.

TABLE I
ETHYLENIC COMPOUNDS OXIDIZED WITH ORGANIC PERACIDS

Ethylenic Compound		Yield of Oxirane, % (Reference)			Yield of α -Glycol, % (Reference)		
Formula	Name	Perbenzoic Acid	Monoperphthalic Acid	Peracetic Acid	Peracetic Acid	Performic Acid	Perbenzoic Acid
<i>A. Hydrocarbons and Substituted Hydrocarbons</i>							
C ₂ H ₄	Ethylene-C ¹⁴	30-53 (120)					
C ₄ H ₆	1,3-Butadiene	42 (118, 121)				73 (122)	
C ₄ H ₆ Br ₂	1,4-Dibromo-2-butene					Low (123)	
C ₄ H ₆ Cl ₂	1,4-Dichloro-2-butene					30 (123)	
	3,4-Dichloro-1-butene					— (123)	
C ₄ H ₇ Cl	3-Chloro-2-methyl-1-propene (methallyl chloride)				70 (124)		
C ₄ H ₈	1-Butene					— (122)	
	2-Butene				54 (71)	85 (122)	
C ₅ H ₇ Cl	1-Chloro-1-cyclopentene	75-80 (125, 126)					
	1-Chloro-2-cyclopentene	75-80 (125, 126)					
C ₅ H ₈	Cyclopentene	80-90 (70, 127)					
	Isoprene	30-60 (118, 121, 128)				— (129)	
	3-Methyl-1,2-butadiene					— (129)	
	1,4-Pentadiene	— (121)					
C ₅ H ₁₀	Amylenes			— (23)			
C ₆ H ₇ N	1-Cyano-2-cyclopentene	— (130)					
C ₆ H ₈	1,3-Cyclohexadiene	85-90 (131)					
C ₆ H ₉ Cl	1-Chloro-1-cyclohexene	75-80 (125, 126, 132, 133)					
	1-Chloro-2-cyclohexene	75-80 (125, 126, 134)					

C ₆ H ₁₀	Biallyl	— (135)	60-67 (32, 137)	63-100 (32, 70, 138, 139, 140)	65-75 (55, 119, 122, 141)	80 (142)
	Cyclohexene	100 (70, 136)				
	2,3-Dimethylbutadiene	— (121)				
	1,5-Hexadiene	66 (121, 143)				
	2,4-Hexadiene	— (121)				
	1-Methyl-1-cyclopentene	75 (10, 70, 144)				
	3-Methyl-1-cyclopentene	— (132)				
	4-Methyl-1-cyclopentene	— (132)				
	5-Methyl-1-cyclopentene	— (132)				
	5-Methylcyclopentenes (mixture of isomers)					
C ₆ H ₁₁ BrO	4-Methoxy-5-bromo-1-pentene	85 (145, 146)	— (149)	— (147)		
C ₆ H ₁₂	2,3-Dimethyl-2-butene	— (7)				
	2-Methyl-2-pentene					
C ₆ H ₁₂ O	2-Methyl-4-methoxy-1-butene	93 (148)				
C ₇ H ₉ N	3-Cyano-1-cyclohexene	— (130)				
C ₇ H ₁₀ O	2-Methyl-2,5-hexadien-4-one					
C ₇ H ₁₁ Cl	2-Chloro-1-methyl-1-cyclohexene	— (126)				
	2-Chloro-4-methyl-1-cyclohexene	75-80 (125, 126, 134)				
	2-Chloro-1-methylenecyclohexane	— (150, 151)				
C ₇ H ₁₂	Cycloheptene	100 (152)				
	2,3-Dimethyl-1-cyclopentene		59 (141)			
	3-Ethyl-1-cyclopentene		30 (141)			
	1,6-Heptadiene	— (121)				
	1-Methyl-1-cyclohexene	50-75 (10, 70, 136, 153)	— (140)	73 (141)		
	4-Methyl-1-cyclohexene	55 (132, 136, 154)		81 (141)		
	6-Methyl-1-cyclohexene	60-90 (136, 155)		40 (141)		
	3-Methyl-1-methylenecyclopentane	— (132)				
	Methylenecyclohexane	— (156)				
C ₇ H ₁₂ O	1-Ethoxy-1-cyclopentene	70 (125)				
C ₇ H ₁₃ Cl	1-Chloro-1-heptene	31 (157)				
C ₇ H ₁₄	1-Heptene	— (158)	— (129)			
	5-Methyl-1-hexene	— (158)				
	3-Heptene	— (159)	— (129)			

TABLE I—Continued
ETHYLENIC COMPOUNDS OXIDIZED WITH ORGANIC PERACIDS

Ethylenic Compound		Yield of Oxirane, % (Reference)			Yield of α -Glycol, % (Reference)		
Formula	Name	Perbenzoic Acid	Monoperphthalic Acid	Peracetic Acid	Peracetic Acid	Performic Acid	Perbenzoic Acid
<i>A. Hydrocarbons and Substituted Hydrocarbons—Continued</i>							
C ₈ H ₈	Cyclooctatetraene	40-60 (160, 160a)		55 (161)			
	Styrene	69-75 (12, 22, 113, 162, 163, 164)				40 (122)	
C ₈ H ₈ Br ₂ Cl ₂	7,8-Dichlorobicyclo-[4.2.0]-dibromooctene	— (160)					
C ₈ H ₈ Cl ₂	7,8-Dichlorobicyclo-[4.2.0]-2,4-octadiene	— (160)					
C ₈ H ₁₂	1-Vinylcyclohexene	— (121)				— (165)	
	4-Vinylcyclohexene						
C ₈ H ₁₄	Cyclooctene	65 (160)		69-80 (165 <i>a</i>)			
	1,2-Dimethyl-1-cyclohexene	75 (166)					
	1,3-Dimethyl-1-cyclohexene	— (132)					
	2,4-Dimethyl-1-cyclohexene	— (132)					
	Dimethylcyclohexene	— (7)					
	2,5-Dimethyl-1,5-hexadiene	— (121)					
	3-Methyl-1-methylene-cyclohexane	— (132)					
	1- <i>n</i> -Propyl-1-cyclopentene	— (132)					
	1-Isopropyl-1-cyclopentene	— (132)					
	1,7-Octadiene	— (121)					
C ₈ H ₁₄ O	1-Ethoxy-1-cyclohexene	70 (125)					
	3-Ethoxy-1-cyclohexene	— (155, 167)					
C ₈ H ₁₅ Cl	2-Chloro-2-octene	25 (157)					
C ₈ H ₁₆	Diisobutylene	— (6, 7)				— (41, 43, 168)	
	2-Methyl-1-heptene					— (129)	

	1-Octene			35 (2)		58-70 (2, 169)
	Octenes	15 (21)		28 (21)		
	2,4,4-Trimethyl-1-pentene	40 (36)		— (36, 40)	— (36, 40, 147)	— (36)
	2,4,4-Trimethyl-2-pentene	70 (40)		— (36, 40)	— (36, 40, 147)	40 (40)
C ₈ H ₁₆ O ₂	1,1-Diethoxy-2-butene	25 (170)				
C ₉ H ₈	Indene	100 (70, 132, 163, 171)			100 (138)	
C ₉ H ₉ Br	3-(<i>p</i> -Bromophenyl)-1-propene	— (172)				
	1-(<i>p</i> -Bromophenyl)-1-propene	80 (172)				
C ₉ H ₉ Cl	3-Chloro-1-phenyl-1-propene	— (170)				
C ₉ H ₁₀	Allylbenzene	60-80 (173, 174)			100 (138)	
	1-Phenyl-1-propene	— (162, 175, 176)				
	2-Phenylpropene	80 (162, 177)				
C ₉ H ₁₄	Hexahydroindene		— (178)			
C ₉ H ₁₆	4-Methyl-2-ethylcyclohexene	— (132)				
	3-Methyl-1-ethylidene-cyclohexane	— (132, 179, 180)				
	1,8-Nonadiene	— (121)				
	1- <i>n</i> -Propyl-1-cyclohexene	— (132)				
	1-Isopropyl-1-cyclohexene	— (132)				
C ₉ H ₁₈	1-Nonene	100 (181)				
	Isononene				— (168)	
C ₁₀ H ₁₀	Dicyclopentadiene	70 (127, 171)				
	1,2-Dihydronaphthalene	— (182)				
	2,3-Dihydronaphthalene	— (163)				
	1,4-Dihydronaphthalene	— (163, 182)			100 (139)	
	Divinylbenzene	— (121)				
	<i>cis</i> -1-Phenyl-1,3-butadiene	— (183)				— (183)
C ₁₀ H ₁₁ Br	1-(<i>p</i> -Bromophenyl)-1-butene	75 (172)				
	4-(<i>p</i> -Bromophenyl)-1-butene	75 (172)				
C ₁₀ H ₁₁ Cl	2-Chloro-1,2,3,4-tetrahydronaphthalene	75-80 (125)				
C ₁₀ H ₁₂	1-Phenyl-2-methyl-1-propene	100 (184, 185, 186)				
	1-Phenyl-1-butene	— (175)				
	4-Phenyl-1-butene	60-80 (173, 174)				
	1,2,3,4-Tetrahydronaphthalene	— (136)				
C ₁₀ H ₁₂ O	1-Anisyl-1-propene	— (175)				
C ₁₀ H ₁₄	5-Phenyl-1-pentene	60-80 (173, 174)				

TABLE I—Continued
ETHYLENIC COMPOUNDS OXIDIZED WITH ORGANIC PERACIDS

Ethylenic Compound		Yield of Oxirane, % (Reference)			Yield of α -Glycol, % (Reference)		
Formula	Name	Perbenzoic Acid	Monoperphthalic Acid	Peracetic Acid	Peracetic Acid	Performic Acid	Perbenzoic Acid
<i>A. Hydrocarbons and Substituted Hydrocarbons—Continued</i>							
C ₁₀ H ₁₆	Camphene	— (187)		— (188)			
	(+)- Δ^1 -Carene				— (189)		
	(+)- Δ^3 -Carene	70 (31)		69 (31, 188)	— (31)		
	2,4-Dimethyl-4-vinyl-1-cyclohexene	— (190)					
	Limonene	40–60 (6, 32, 101, 191, 192)		63 (32)	— (193)		
	Myrcene			25 (194)			
	Norbornylene				— (195)		
C ₁₀ H ₁₈	Pinene	— (6, 187, 191, 196, 197)		89 (31, 198)			
	Sabinene						— (142)
	α -Terpinene	— (199)					
	γ -Terpinene	40 (200)					
	1-Butyl-1-cyclohexene	— (132)					
	1,9-Decadiene	— (121)					
	2,6-Dimethyl-2,6-octadiene	— (121)					
C ₁₀ H ₂₀	3-Menthene	83–91 (201)		59–80 (201)	— (140)		
	4-Methyl-2- <i>n</i> -propyl-1-cyclohexene	— (132)					
	Caprylene	— (6, 191)					
	1-Decene	100 (181)		56 (2)		45–75 (2)	
C ₁₁ H ₁₀ C ₁₁ H ₁₀ O	Decene	— (6)					
	1-Phenyl-3-penten-1-yne			50 (34)			
	1-Anisyl-1-butene	— (175)					

	1-Phenyl-1-cyclopentene	— (10, 70, 202)			
C ₁₁ H ₁₂	3-Phenyl-1-cyclopentene	90 (203a)			
C ₁₁ H ₁₃ O ₂	1-(3,4-Methylenedioxyphenyl)-2-methyl-1-propene	60-80 (203, 204)			
C ₁₁ H ₁₄	1-(<i>p</i> -Tolyl)-2-methyl-1-propene	60-80 (176, 203)			
	2-Methyl-3-phenyl-2-butene	— (205)			
	1-Phenyl-1-pentene	— (175)			
	1-Phenyl-2-methyl-1-butene	70-90 (184)			
	1-Phenyl-3-methyl-1-butene	— (175)			
C ₁₁ H ₁₄ O	1-Anisyl-2-methyl-1-propene	— (185, 186, 206)			
	1-(<i>m</i> -Methoxyphenyl)-2-methyl-1-propene	70-80 (207)			
	1-(<i>o</i> -Methoxyphenyl)-2-methyl-1-propene	70-80 (207)			
C ₁₁ H ₁₈	2-Methylenedecahydronaphthalene	— (132)			
C ₁₁ H ₂₂	1-Hendecene	100 (181)			
C ₁₂ H ₁₂	1-Phenyl-3-hexen-1-yne		62 (34)		
C ₁₂ H ₁₂ O ₄	3,4-Diacetoxystyrene	— (164)			
C ₁₂ H ₁₄	1-Phenyl-1-cyclohexene	100 (10, 70, 208, 209)			
C ₁₂ H ₁₄ O	1-Anisyl-1-cyclopentene	— (202)			
	3-Anisyl-1-cyclopentene	— (203a)			
C ₁₂ H ₁₆	1-Phenyl-2-ethyl-1-butene	70-90 (184)			
	1-Phenyl-2-methyl-1-pentene	70-90 (184)			
	6-Phenyl-1-hexene	60-80 (173, 174)			
C ₁₂ H ₁₆ O	1-Anisyl-2-methyl-1-butene	— (210)			
	1-Anisyl-1-pentene	— (175)			
	3-Anisyl-2-pentene	— (210)			
C ₁₂ H ₂₀	1,2,5-Trimethyl-5-isopropenyl-1-cyclohexene	— (190)			
C ₁₂ H ₂₄	1-Dodecene	100 (181, 211)	52 (2)		40-75 (2, 212)
	Isododecene			— (213)	
C ₁₂ H ₂₄ O	3-Ethoxy-4-propyl-3-heptene	— (214)			
C ₁₃ H ₁₄	1-Phenyl-3-methyl-3-hexen-1-yne			40 (58)	
C ₁₃ H ₁₆	1-Phenyl-4-methyl-1-cyclohexene	— (208)			
C ₁₃ H ₁₈	1-Benzyl-1-cyclohexene	— (132)			

TABLE I—Continued
ETHYLENIC COMPOUNDS OXIDIZED WITH ORGANIC PERACIDS

Ethylenic Compound		Yield of Oxirane, % (Reference)			Yield of α -Glycol, % (Reference)		
Formula	Name	Perbenzoic Acid	Monoperphthalic Acid	Peracetic Acid	Peracetic Acid	Performic Acid	Perbenzoic Acid
C ₁₃ H ₁₈ O	1-Anisyl-2-ethyl-1-butene	— (206)					
C ₁₃ H ₂₆	1-Tridecene	100 (181)					
C ₁₄ H ₁₀ Cl ₂	<i>trans</i> -4,4'-Dichlorostilbene	50 (215)					
C ₁₄ H ₁₂	Allostilbene				— (216)		
	Isostilbene	— (217)		— (137)			
	Stilbene	60–100 (22, 185, 216, 217)		83–100 (137, 201)	— (216)		
	1,1-Diphenylethylene						13 (218)
C ₁₄ H ₁₈	1-Phenyl-2-cyclohexylethylene		— (219)				
C ₁₄ H ₁₈ O ₂	1-(2,3-Dimethoxyphenyl)-1-cyclohexene					70–80 (220)	
C ₁₄ H ₂₀ O	4-Anisyl-3-heptene	— (210)					
C ₁₄ H ₂₄	1,1-Dicyclohexylethylene	76 (221)					
C ₁₄ H ₂₈	1-Tetradecene			42 (2, 222)		69–95 (2, 223)	
C ₁₅ H ₁₂ O ₂	1-Phenyl-2-(3,4-methylenedioxyphenyl)ethylene	— (203, 204)					
C ₁₅ H ₁₄	1,1-Diphenyl-1-propene	— (100, 224, 225)					
	1,2-Diphenyl-1-propene	— (226)					
	1,3-Diphenyl-1-propene	— (175)					
	Diphenylpropene				100 (138)		
	1-Phenyl-2-(<i>p</i> -tolyl)ethylene	— (176, 203, 227)					
C ₁₅ H ₁₄ O	1-Phenyl-2-anisylethylene	— (185, 228)					
	1-Phenyl-1-(<i>m</i> -methoxyphenyl)ethylene	— (229)					
	1-Phenyl-1-(<i>o</i> -methoxyphenyl)ethylene	— (229)					

A. Hydrocarbons and Substituted Hydrocarbons—Continued

C ₁₅ H ₁₈	1-Phenyl-3-nonen-1-yne			30 (33)		
C ₁₅ H ₂₂ O	1-Anisyl-2-propyl-1-pentene	— (206)				
C ₁₅ H ₂₄	Hydrocarbon (Two C=C)	— (190)				
	Caryophyllene	70-100 (230, 231)				(112)
	Copaene	100 (232)				
	(+)-Sesquiterpene	— (233)				
C ₁₅ H ₂₆	Dihydrocaryophyllene	69 (230)		25 (234)		
C ₁₆ H ₁₄	1,4-Diphenylbutadiene	— (121)				
C ₁₆ H ₁₆	1,1-Diphenyl-2-methyl-1-propene	— (235)				
	2,3-Diphenyl-2-butene	— (235)				
	1,1-Diphenyl-1-butene	— (100, 224, 236)				
	1,1-Di- <i>p</i> -tolylethylene	— (237)				
	1,3-Diphenyl-2-methyl-1-propene	70-90 (184)				
C ₁₆ H ₁₆ O ₂	1-Anisyl-1-(<i>m</i> -methoxyphenyl)ethylene	80 (229)				
	1-Anisyl-1-(<i>o</i> -methoxyphenyl)ethylene	— (229)				
C ₁₆ H ₂₀	1-Phenyl-3-methyl-3-nonen-1-yne				Low (59)	
C ₁₆ H ₃₂	1-Hexadecene			50 (2)	— (238, 239)	58-85 (2, 169)
C ₁₇ H ₁₈	1-Phenyl-2-benzyl-1-butene	70-90 (184)				
	1,1-Diphenyl-1-pentene	— (100)				
	1,1-Diphenyl-3-methyl-1-butene	— (100)				
C ₁₇ H ₁₈ O	1-Phenyl-1-anisyl-1-butene	— (225)				
C ₁₇ H ₁₈ O ₂	1,1-Dianisyl-1-propene	— (225)				
C ₁₈ H ₁₉ O ₂	1,1-Dianisyl-1-butene	— (225)				
C ₁₈ H ₂₀	1,1-Diphenyl-1-hexene	85 (100)				
	1,1-Diphenyl-3-methyl-1-pentene	95 (100)				
	1-Phenyl-2-benzyl-1-pentene	70-90 (184)				
	1-Phenyl-2-benzyl-3-methyl-1-butene	70-90 (184)				
C ₁₈ H ₃₆	1-Octadecene			<40 (2, 222)		50-75 (2, 169)
	9-Octadecene	— (240)				
C ₂₀ H ₁₆	Triphenylethylene	66-70 (100, 227, 241)				
C ₂₁ H ₁₈	1,1,3-Triphenyl-1-propene	85 (100)				
C ₂₁ H ₁₈ O	1-Anisyl-2,2-diphenylethylene	90 (100, 227)				
C ₂₂ H ₂₀	1-(2-Biphenyl)-1-phenyl-1-methyl-1-propene		99 (242)			
	1,3-Diphenyl-2-benzyl-1-propene	— (185, 228)				
C ₂₃ H ₂₂ O	1-Anisyl-2-benzyl-3-phenyl-1-propene	— (206)				

TABLE I—Continued
ETHYLENIC COMPOUNDS OXIDIZED WITH ORGANIC PERACIDS

Ethylenic Compound		Yield of Oxirane, % (Reference)			Yield of α -Glycol, % (Reference)		
Formula	Name	Perbenzoic Acid	Monoperphthalic Acid	Peracetic Acid	Peracetic Acid	Performic Acid	Perbenzoic Acid
<i>A. Hydrocarbons and Substituted Hydrocarbons—Continued</i>							
C ₂₄ H ₂₄	1-(2-Biphenyl)-1-phenyl-2-ethyl-1-butene	75 (242)					
C ₂₄ H ₃₂	1,1-Diphenyldodecene	— (243)					
C ₂₆ H ₂₀	Tetraphenylethylene	100 (244)					
C ₃₀ H ₄₈	α -Amyrilene	— (245)					
	β -Amyrilene	— (245, 246)					
	Eupatriene	— (247)					
	Unnamed hydrocarbon	— (248)					
C ₃₀ H ₅₀	Dihydro- β -amyrilene	— (246)					
	Squalene	— (22)					
	2-Lupene		70 (249)				
C ₄₀ H ₅₆	α -Carotene		— (250)				
	β -Carotene		Good (251)				
	Carotene (mixture of isomers)	10-15 (252)					
C ₄₂ H ₃₂ (C ₅ H ₈) _n	1,2-Bis(benzyl-9-fluorenyl)ethylene	65 (253)					
	Rubber	— (254, 255)		— (256)	— (256, 257)		
<i>B. Steroids (alphabetical order)</i>							
	3 β -Acetoxyallopregnan-20-one enol acetate	— (258)					

3 β -Acetoxy-20-oxo-5- α -14,16-pregnadiene		45 (259, 260)			
3 β -Acetoxy-20-oxo-5- α -16-pregnene	55 (260)				
Allopciallocholesterol		45-55 (261, 262)			
7,9(11)-Allopregnadiene-3 β ,20 β -diol-diacetate					— (39 *)
7,9(11)-Allopregnadiene-3 β -ol-20-one-3-acetate					— (38 *)
20-Allopregnene-3 β ,17 β -diol		— (263, 264)			
20-Allopregnene-3 β ,17 β -diol diacetate	100 (265)				
17,20-Allopregnene-3 β ,21-diol diacetate	— (266)				
20-Allopregnene-3 β ,17 β -diol 3-monoacetate	— (265)				
5-Androstene-3,17-dione	30 (266a)				
9-Androstene-3,17-dione	50 (189, 267)				
9-Androstene-3 β -ol-17-one acetate	— (268)				
β -Anhydrodigoxigenin diacetate	75 (269)				
β -Anhydrodihydrodigoxigenin diacetate	65 (269)				
Apocholeic acid	— (270)				
Apocholeic acid	— (271, 272, 273)				— (272, 273, 274) 35 (275)
2,4-Cholestadiene					
2-Cholestene	100 (276)				
4-Cholestene	— (277, 278)				
5-Cholestene	— (278, 279)				
4-Cholestene-6-one					— (280)
5-Cholestene-3-one	58 (266a)				
γ -Cholesteryl acetate	— (281, 282)				
Cholesterol	75 (266a, 278, 283)	60 (25, 284)		25 (285, 286)	91 (284)
7-Cholesteryl acetate	12 (282)				
Cholesteryl acetate	75 (6, 266a)	73 (25, 278)		10-50 (285, 287)	
Cholesteryl benzoate	84 (288, 289)	50-88 (25, 290)			
Cholesteryl chloride	50 (277)				
Cholesteryl hydrogen succinate				50 (285)	
Dehydroandrosterone	60 (291, 292)				

* Oxirane formed.

TABLE I—Continued
ETHYLENIC COMPOUNDS OXIDIZED WITH ORGANIC PERACIDS

Ethylenic Compound		Yield of Oxirane, % (Reference)			Yield of α -Glycol, % (Reference)		
Formula	Name	Perbenzoic Acid	Monoperphthalic Acid	Peracetic Acid	Peracetic Acid	Performic Acid	Perbenzoic Acid
<i>B. Steroids (alphabetical order)—Continued</i>							
	3- <i>trans</i> -Dehydroandrosterone	— (293)			— (293)		
	<i>trans</i> -Dehydroandrosterone acetate	50 (294)	25–60 (294, 295)				
	<i>trans</i> -Dehydroandrosterone benzoate		80 (294)				
	3- <i>trans</i> -Dehydroandrosterone tetraacetylglucoside				— (293)		
	Dehydroergosteryl acetate-maleic anhydride adduct	— (288)					
	Dehydroisoandrosterone	Fair (296)					
	Dehydroisoandrosterone acetate	40 (297)			25–30 (298)		
	3,6-Diacetoxy-5-methyl-10-norandrost-8(9)-en-17-one		40 (299)				
	3,6-Diacetoxy-5-methylnorcholestane	20 (300)		30 (300)			
	3 β ,21-Diacetoxy-20-oxo-5- <i>allo</i> -14,16-pregnadiene	25 (301)	70 (259, 301)				
	Dibromodehydroergosteryl acetate-maleic anhydride adduct	80 (302)					
	3,7-Dihydroxycholenic acid	70 (303)					
	Dihydroergosteryl acetate						— (304)
	3 α ,12 α -Dihydroxy-14-cholenic acid	— (305)					
	3,9-Epoxy-11-cholenic acid	60 (306)					
	α -Ergostenyl acetate						— (304)
	Ergosterol						20 (304)
	Ergosterol-maleic anhydride adduct			— (288)			

Ergosteryl acetate-maleic anhydride adduct	— (302)			
9-Etiocholenol-3 α -one-17	— (308)			
11-Etiocholenol-3 α -ol-17-one acetate	>60 (309)			
3 α -Hydroxy-9,11-cholenic acid	25 (306)			
3 α -Hydroxy-11-cholenic acid	80 (310)			
3 α -Hydroxypregnan-20-one enol acetate	— (258)			
Δ^2 -22-Isoallospirostene	71 (315)			
$\Delta^9(11)$ -22-Isoallospirosten-3 β -ol-3-acetate	56 (311)			
Isodihydroxycholenic acid	— (312)			
3-Ketoandrosta-4,16-diene	70 (313)			
6-Methoxy-16- <i>i</i> -pregnen-20-one	— (314)			
Methyl 3 β -acetoxy-14,16- <i>allo</i> etiocholadienate	— (316)			
Methyl 3 β -acetoxyallo-14-etiocholenate		80 (269)		
Methyl 3 β -acetoxy-5,14,16-cholatrienate		— (317)		
Methyl 3 α -acetoxy-9,11-cholenate	60-70 (264, 288, 318)			
Methyl 3 α -acetoxy-11-cholenate	50 (318, 319)			
Methyl 3 β -acetoxy-11-cholenate	40 (319)			
Methyl 3 β -acetoxy-14,16- <i>etioallo</i> choladienate	— (259, 307)			
Methyl 3 β -acetoxy-14,16-etiocholadienate		100 (320)		
Methyl 3 α -acetoxy-9(11)-etiocholenate	— (321)			
Methyl 3 β -acetoxy-3 β - <i>etioallo</i> cholenate	— (259)			
Methyl 3 α -acetoxy-12 α -hydroxy-7-cholenate	30 (322)			
Methyl 3 β -acetoxy-14,17- <i>isoallo</i> etiocholenate		80 (269)		
Methyl 9-cholenate	— (323)			
Methyl 11-cholenate	— (318, 324)			
Methyl 7,14-3 α ,12 β - <i>diacetoxy</i> choladienate	— (274)			

TABLE I—*Continued*
ETHYLENIC COMPOUNDS OXIDIZED WITH ORGANIC PERACIDS

Ethylenic Compound		Yield of Oxirane, % (Reference)			Yield of α -Glycol, % (Reference)		
Formula	Name	Perbenzoic Acid	Monoperphthalic Acid	Peracetic Acid	Peracetic Acid	Performic Acid	Perbenzoic Acid
<i>B. Steroids (alphabetical order)—Continued</i>							
	Methyl 3 α ,12 α -diacetoxy-14-cholenate	— (259)					
	Methyl 3 α ,12 β -diacetoxy-14-cholenate	50 (274)					
	Methyl diacetylpochoolate	— (312)					
	Methyl 3 α ,12 β -diacetylpochoolate	— (274)					
	Methyl 3,7-dihydroxycholenate	— (271)					— (272)
	Methyl 3 α -hydroxy-11-cholenate	45 (319)					
	Methyl 3 β -hydroxy-11-cholenate	55 (319)					
	Methyl 3 α -hydroxy-12-methoxy-9,11-cholenate	95 (325)					
	Methyl 3-keto-4,11-choladienate	— (326)					
	Methyl 3-keto-11-cholenate	70 (326)					
	Methyl 9(11)-lithocholenate		>40 (327)				
	Methyl 12-methoxy-9,11-cholenate	— (325)					
	5-Methylnorcholestane-3,6-dione			55 (300)			
	3-Methyl-A-nor-3(5)-cholestene		— (328)				
	5,16-Pregnadien-3 β -ol-20-one acetate	56 (314, 329)					
	14,17-Pregnadien-3-one		— (330)				
	5-Pregnen-20-one-3 β -21-diol 21-monoacetate	70 (297)					
	Pregnenonol acetate				25 (298)		
	17-Vinyl-3,17-isoandrostanediol		65 (263, 331)				

C. Acids

C ₄ H ₆ O ₂	Crotonic	20 (332)					63-4 (66)
	Isocrotonic						62-3 (66)
C ₅ H ₈ O ₂	Allylacetic					— (333)	
	2-Pentenoic						75 (334)
C ₆ H ₈ O ₂	Sorbic					— (103)	
C ₆ H ₈ O ₄	Allylmalonic					— (103)	
C ₆ H ₁₀ O ₂	2-Hexenoic						46 (334)
C ₉ H ₈ O ₂	Cinnamic						— (55)
C ₉ H ₁₆ O ₂	2-Nonenoic						25-51 (55)
C ₁₁ H ₁₈ O ₂	1,1,3-Trimethyl-3-cyclohexene-2-acetic		— (335)				
C ₁₁ H ₂₀ O ₂	2-Undecenoic						46 (55)
	10-Undecenoic (undecylenic)	25-50 (336)			95 (333, 337, 338)		44-100 (4, 48, 169)
C ₁₅ H ₂₂ O ₅	ψ-Santonic	— (339)					
C ₁₇ H ₃₁ BrO ₂	16-Bromo-9-hexadecene-1-carboxylic					— (340)	
C ₁₈ H ₃₀ O ₂	9,11,13-Octadecatrienoic (eleostearic)					— (341)	
	9,12,15-Octadecatrienoic (linolenic)	— (342, 343)					
C ₁₈ H ₃₂ Br ₂ O ₂	12,13-Dibromoöctadecenoic					— (344)	
C ₁₈ H ₃₂ O ₂	9,12-Octadecadienoic (linoleic)					Low (345, 346)	— (347)
C ₁₈ H ₃₄ O ₂	<i>cis</i> -2-Octadecenoic					55 (348)	
	<i>trans</i> -2-Octadecenoic					7-37 (348)	
	<i>trans</i> -6-Octadecenoic (petroselaidic)						— (349)
	<i>cis</i> -7-Octadecenoic						75-82 (349, 350)
	<i>trans</i> -7-Octadecenoic			— (351)			73 (349, 350)
	<i>cis</i> -8-Octadecenoic						61-73 (349, 350)
	<i>trans</i> -8-Octadecenoic					89 (352)	80 (349, 350)
	<i>cis</i> -9-Octadecenoic (oleic)	60-80 (3, 5, 22, 171, 240, 342, 343, 353, 354)		82 (1, 5, 20, 23, 355)	60-95 (4, 5, 29, 48, 49, 51, 72, 139, 352, 356-364)		60-100 (4, 5, 48, 169, 350, 365)
	<i>trans</i> -9-Octadecenoic (elaidic)	Good (5, 171, 240, 366)		71 (1, 5, 72)	75-100 (4, 5, 29, 49, 72, 352, 357, 359, 363, 366)		80-100 (4, 5, 169, 349, 350)

TABLE I—Continued
ETHYLENIC COMPOUNDS OXIDIZED WITH ORGANIC PERACIDS

Ethylenic Compound		Yield of Oxirane, % (Reference)			Yield of α -Glycol, % (Reference)		
Formula	Name	Perbenzoic Acid	Monoperphthalic Acid	Peracetic Acid	Peracetic Acid	Performic Acid	Perbenzoic Acid
<i>C. Acids—Continued</i>							
$C_{18}H_{34}O_2$ — (<i>Cont'd</i>)	<i>cis</i> -10-Octadecenoic					69 (350)	
	<i>trans</i> -10-Octadecenoic					88 (350)	
	<i>cis</i> -11-Octadecenoic		— (366 <i>a</i>)			73–94 (350, 366 <i>a</i> , 367)	
	<i>trans</i> -11-Octadecenoic					80–94 (349, 350, 367 <i>a</i>)	
	<i>cis</i> -12-Octadecenoic					68 (350)	
$C_{18}H_{34}O_3$	<i>trans</i> -12-Octadecenoic					60 (350)	
	Vaccenic				20 (368)		
	<i>cis</i> -12-Hydroxy-9-octadecenoic (ricinoleic)				— (369)		— (171)
	<i>trans</i> -12-Hydroxy-9-octadecenoic (ricinelaidic)				— (369)		— (171)
$C_{20}H_{36}O_4$	α -9-Octadecene-1,18-dicarboxylic				74 (340)		
$C_{20}H_{38}O_2$	<i>n</i> -11-Eicosenoic			— (370)	40 (371, 372)		
$C_{22}H_{32}O_3$	Anacardic					57 (373)	
$C_{22}H_{38}O_8$	9,10-Diacetoxy-12-octadecenoic				— (344)		
$C_{22}H_{40}O_4$	Heptadecenoic dimers				— (338)		
$C_{22}H_{42}O_2$	Brassicic	55 (357)			— (357)		
	Erucic	70 (171, 357)			58 (338, 357)		
$C_{30}H_{48}O_3$	α -Elemolic		— (374)				
$C_{11}H_{20}O_2$ —	Mixed unsaturated fatty acids from human hair fat					— (375)	
$C_{22}H_{42}O_2$							

D. Alcohols

C ₃ H ₆ O	Allyl alcohol	— (6, 8)				80 (376)	
C ₄ H ₈ O	Crotyl alcohol	11 (377)					
C ₅ H ₈ O	2-Penten-4-yn-1-ol					42 (57, 60)	
C ₆ H ₁₀ O	Anhydro-[4-(enol)-acetobutyl]alcohol	47 (378, 379)					— (378)
C ₆ H ₁₀ O ₂	2,3-Dihydroxy-1-propene (acetone compound)	— (380)					
C ₈ H ₁₄ O	4,5-Dihydroxy-2,6-octadiene	— (377)					
C ₈ H ₁₆ O	2,4,4-Trimethyl-1-penten-3-ol	— (40)					
C ₉ H ₉ NO ₃	β -Nitrocinnamyl alcohol	80 (380a)					
C ₉ H ₁₀ O	Cinnamyl alcohol	78 (377)				17 (381)	
C ₁₀ H ₁₂ O	Methylstyrylcarbinol	— (382)					
C ₁₀ H ₁₈ O	Geraniol	— (6, 9, 191, 383)					
	Linalool	— (6, 9, 384)	80 (384)				
	1-Menthen-6-ol	— (385)					
C ₁₀ H ₁₈ O ₂	1,4-Menthenediol	Good (200)					
C ₁₀ H ₁₈ O ₃	Menthenetriol			— (386)			
C ₁₀ H ₂₀ O	Citronellol	— (383)					
C ₁₂ H ₂₀ O ₂	Acetylinalool	— (9)					
C ₁₃ H ₂₆ O	11-Hydroxy-1-tridecene	— (387)					
C ₁₄ H ₂₆ O	Methyldihydro- α -ionol		85 (388)				
C ₁₄ H ₂₈ O	11-Hydroxy-1-tetradecene	— (387)					
C ₁₈ H ₃₂ O	9,11,13-Octadecatrienol (eleostearyl alcohol)					— (389)	
C ₁₈ H ₃₆ O	<i>cis</i> -9-Octadecenol (oleyl alcohol)	74–85 (3, 20, 354, 390, 391)		80 (1, 23)	60 (51, 361, 362, 364, 389)	50–100 (4, 169)	
	<i>trans</i> -9-Octadecenol (elaidyl alcohol)			— (391)			
C ₁₈ H ₃₆ O ₂	<i>cis</i> -1,12-Dihydroxy-9-octadecene (ricinoleyl alcohol)				— (389)		
C ₂₀ H ₃₀ O	Vitamin A		— (392, 393)				
C ₂₃ H ₃₀ O	11-Hydroxy-11,11-diphenyl-1-hendecene	— (387)					
C ₃₀ H ₅₀ O	β -Amyrin	— (245, 246)					
	Skimmiene	— (394)					
C ₃₀ H ₅₂ O	Dihydroeuphol	— (395)					
C ₃₂ H ₅₂ O	Acetylskimmiol	— (396)					
C ₄₀ H ₅₆ O	Rubixanthin		— (397)				

TABLE I—Continued
ETHYLENIC COMPOUNDS OXIDIZED WITH ORGANIC PERACIDS

Ethylenic Compound		Yield of Oxirane, % (Reference)			Yield of α -Glycol, % (Reference)		
Formula	Name	Perbenzoic Acid	Monoperphthalic Acid	Peracetic Acid	Peracetic Acid	Performic Acid	Perbenzoic Acid
<i>E. Esters</i>							
C ₄ H ₆ O ₂	Vinyl acetate						— (376)
C ₆ H ₁₀ O ₂	Methyl 2,4-hexadienoate (sorbate)	— (398, 399)					
C ₆ H ₁₀ O ₃	Ethyl acetoacetate	— (400)					
C ₈ H ₁₂ O ₂	1-Acetoxy-1-cyclohexene	— (125)					
C ₉ H ₁₄ O ₂	1-Acetoxy-3-methyl-1-cyclohexene	— (401)					
	2-Acetoxy-4-methyl-1-cyclohexene	— (125, 180)					
	Methyl diallylacetate	— (121)					
C ₁₀ H ₁₆ O ₄	Diethyl allylmalonate		>32 (402)	32 (402)			
C ₁₀ H ₁₈ O ₂	Methyl 2-nonenolate					50 (55)	
C ₁₁ H ₁₂ O ₂	Cinnamyl acetate	70 (377)					
C ₁₁ H ₁₈ O ₂	Methyl α -allocyclogeranate		65 (403)				
C ₁₁ H ₁₈ O ₄	Diethyl (1-methyl-2-propenyl)malonate		51 (402)				
C ₁₂ H ₂₀ O ₂	Ethyl α -cyclogeranate		60 (403)				
	Methyl 1,1,3-trimethyl-3-cyclohexene-2-acetate		60 (335)				
C ₁₂ H ₂₀ O ₃	Ethyl 5-cyclopentyl-5-hydroxy-2-pentenoate					30 (404)	
C ₁₂ H ₂₂ O ₂	Methyl 10-hendecenoate (undecylenate)	— (387)		40 (1, 23)	— (405)		
C ₁₃ H ₂₀ O ₄	Diethyl diallylmalonate	— (121)					
C ₁₃ H ₂₄ O ₂	Ethyl 10-hendecenoate (undecylenate)	— (387)			— (405)		
C ₁₃ H ₂₄ O ₃	Ethyl 5-hydroxy-2-hendecenoate					20 (404)	
C ₁₄ H ₂₄ O ₄	Dimethyl traumatate					— (55)	
C ₁₄ H ₂₆ O ₂	Propyl 10-hendecenoate (undecylenate)				— (405)		
C ₁₄ H ₂₆ O ₃	2-Methoxyethyl 10-hendecenoate (undecylenate)				— (405)		

C ₁₇ H ₃₂ O ₂	Methyl palmitoleate				— (49)	
C ₁₉ H ₃₄ O ₂	Methyl 9,12-octadecadienoate (linoleate)	25-40 (28, 29, 345, 406)		— (28, 29, 30)	<20 (345)	
C ₁₉ H ₃₆ O ₂	Methyl 9,11-octadecadienoate	20 (29, 310)				
	Methyl <i>cis</i> -9-octadecenoate (oleate)	42-67 (3, 20)		45 (1, 23, 355)	50 (49, 72, 407)	96 (37, * 56)
	Methyl <i>trans</i> -9-octadecenoate (elaidate)	— (171)		— (72)	— (49, 407)	
	Methyl <i>cis</i> -6-octadecenoate (petroselinate)	80 (408)			— (409)	
C ₁₉ H ₃₆ O ₃	Methyl <i>trans</i> -6-octadecenoate (petroselaidate)	— (408)				
	Methyl hydroxyoleates					50 (56, 409 ^a)
	Methyl <i>cis</i> -12-hydroxy-9-octadecenoate (ricinoleate)	80 (29)		— (1, 23)		100 (4, 169)
C ₂₀ H ₃₄ O ₂	Methyl <i>trans</i> -12-hydroxy-9-octadecenoate (ricinelaideate)	85-95 (28, 29)				
	Ethyl 9,11,13-octadecatrienoate (eleostearate)				— (341)	
C ₂₀ H ₃₈ O ₂	Ethyl 9,12,15-octadecatrienoate (linolenate)	— (343)				
	Ethyl <i>cis</i> -9-octadecenoate (oleate)	— (171, 240, 342, 343)		40 (410)	— (29, 51, 361, 362)	
	Ethyl <i>trans</i> -9-octadecenoate	— (240)			— (29)	
C ₂₁ H ₃₂ O ₂	Oleyl acetate			— (355)		
C ₂₁ H ₃₄ O ₂	Methyl (+)-pimarate	— (411)	— (412)			
C ₂₁ H ₃₄ O ₂	Methyl (+)-dihydropimarate	— (411)				
C ₂₃ H ₄₄ O ₂	Methyl brassidate	— (357)			Good (357)	
	Methyl erucate	75 (357)			— (357)	
C ₂₆ H ₅₀ O ₂	Octyl oleate					— (37)
C ₃₁ H ₅₀ O ₃	Methyl α -elemolate		— (374)			
C ₃₂ H ₅₂ O ₂	β -Amyrin acetate			— (413)		
	Euphadienyl acetate	— (247)				
	Euphorbadienyl acetate	— (414)				
	Euphol acetate	— (395)				
	Germanicol acetate	— (415)				
	Lanosteryl acetate	— (416, 417)				
	Taraxerol acetate		— (418)			
	Artenyl acetate			— (418 ^a)		
C ₃₂ H ₅₄ O ₂	Euphenyl acetate	— (247)				

* Oxirane formed.

TABLE I—Continued
ETHYLENIC COMPOUNDS OXIDIZED WITH ORGANIC PERACIDS

Ethylenic Compound		Yield of Oxirane, % (Reference)			Yield of α -Glycol, % (Reference)		
Formula	Name	Perbenzoic Acid	Monoperphthalic Acid	Peracetic Acid	Peracetic Acid	Performic Acid	Perbenzoic Acid
<i>E. Esters—Continued</i>							
C ₃₂ H ₅₄ O ₂ (<i>Cont'd</i>)	Euphorbenyl acetate	— (247)					
	Isodihydroeuphol acetate	70 (420)					
	Tirucallenyl acetate	— (247)					
C ₃₃ H ₅₂ O ₄	Methyl acetylcubricate	— (421)					
C ₃₆ H ₆₈ O ₂	Oleyl oleate			— (355)			
C ₃₇ H ₅₈ O ₂	Artenyl benzoate	— (418 ^a)					
C ₃₈ H ₅₆ O ₉	Escingenin tetraacetate		— (422)			— (37)	
C ₃₉ H ₇₂ O ₄	Propylene glycol dioleate						
C ₄₀ H ₅₈ O ₁₀	Isoescingenin pentaacetate		— (423)				
C ₄₀ H ₇₄ O ₅	Diethyleneglycol dioleate			— (355)			
C ₄₄ H ₆₀ O ₃	Cryptoxanthin diacetate		— (424)				
C ₄₄ H ₆₀ O ₄	Xanthophyll diacetate		6 (425)				
	Zeaxanthin diacetate		— (425)				
	Capsanthin diacetate		— (426)				
C ₄₄ H ₆₂ O ₅	Capsanthin diacetate			86 (1, 427)			
C ₅₇ H ₁₀₄ O ₆	Triolein						
	Butyl Carbitol esters of unsaturated fatty acids			— (355)			
	Castor oil			73 (1, 427)	36 (52, 361, 362, 369, 428)		
	Cocoa butter				— (50)		
	Coconut oil				— (428)		
	Corn oil			70-80 (1, 427, 429)			

Cottonseed oil			71 (1, 427)		
Lard oil			74 (1, 427)		
Linseed oil			66 (1, 427)		
Menhaden oil			57 (1, 427)		
Methyl esters of soybean oil acids			— (355)		
Methyl esters of unsaturated acids			— (355)		
Neatsfoot oil			77 (1, 427)		
Olive oil			81 (1, 427)	— (428)	
Peanut oil			75 (1, 427)		
Perilla oil			64 (1, 427)		
Rapeseed oil			71 (1, 427)		
Rice oil				— (419)	
Sardine oil					— (430)
Soybean oil			67-75 (1, 427, 429)	— (431-436)	— (37,* 434)
Tall oil				— (358, 437)	
Tallow				— (50)	
Tobacboseed oil			73 (1, 427)		

F. Aldehydes and Ketones (including carbohydrate derivatives)

$C_6H_{10}O_3$	Rhamnal				75 (438, 439)
$C_6H_{10}O_4$	Galactal				— (440)
	Glucal	— (438, 439)			— (438, 441)
$C_7H_{12}O_4$	3-Methylglucal				30 (442)
$C_8H_{14}O$	Methylheptenone	— (8)			
$C_{10}H_{16}O$	Benzylideneacetone	— (9)			
$C_{10}H_{16}O$	Citral	— (6, 9)			
	Pulegone	59 (443)			
$C_{10}H_{18}O$	Citronellal	— (6, 8)			
$C_{12}H_{16}O_7$	Triacetyl galactal				33 (440)
	Triacetyl glucal				30 (441, 442)
$C_{12}H_{20}O_9$	Lactal				— (444)
	Cellobial				90 (439)
$C_{18}H_{20}O$	α -Ionone	96.5 (445)	— (446)		
	β -Ionone	86 (445)	60-70 (446)		
$C_{13}H_{22}O$	α -Dihydroionone		50 (447)		

* Oxirane formed.

TABLE I—*Continued*
ETHYLENIC COMPOUNDS OXIDIZED WITH ORGANIC PERACIDS

Ethylenic Compound		Yield of Oxirane, % (Reference)			Yield of α -Glycol, % (Reference)		
Formula	Name	Perbenzoic Acid	Monoperphthalic Acid	Peracetic Acid	Peracetic Acid	Performic Acid	Perbenzoic Acid
<i>F. Aldehydes and Ketones (including carbohydrate derivatives)—Continued</i>							
C ₁₃ H ₂₄ O	11-Keto-1-tridecene	— (387)					
C ₁₄ H ₁₈ O ₃	Tetraacetyl-1-glucosene						30 (448)
C ₁₄ H ₂₂ O	Methyl α -ionone		60 (445)				
C ₁₄ H ₂₆ O	11-Keto-1-tetradecene	45-55 (387)					
C ₁₆ H ₂₆ O ₂	α -Dihydroionone ethylene ketal		85 (449)				
C ₁₇ H ₂₄ O	11-Keto-11-phenyl-1-hendecene	— (387)					
C ₃₀ H ₄₈ O	Lanostenone	— (416)					
C ₃₀ H ₅₀ O	Euphenone	— (247)					
<i>G. Ethers</i>							
C ₄ H ₄ O	Furan						— (450)
C ₄ H ₈ O	Ethyl vinyl ether	25 (451)					
C ₆ H ₆ O	5,6-Dihydro-1,2-pyran	58 (452)					
C ₆ H ₁₀ O	Diallyl ether	— (121)				71 (453)	
C ₆ H ₁₀ O ₂	2-Propenyldioxolane	45 (170)					
C ₉ H ₁₀ O	Phenyl allyl ether	35 (454)					
C ₉ H ₁₆ O ₃	α, α' -Diallylglycerol					25-33 (455)	
C ₁₀ H ₁₀ O ₂	Isosafrole	— (203)				100 (138)	
	Safrole					— (138)	
C ₁₀ H ₁₂ O	Anethole			62 (24)		55-100 (32, 138)	— (456)
	Methyl cinnamyl ether	85 (377, 457)					
C ₁₀ H ₁₂ O ₂	Eugenol					100 (138)	

C ₁₁ H ₁₄ O	Isoeugenol			— (32)		
C ₁₂ H ₁₄ O	Ethyl cinnamyl ether	— (457)				
C ₁₂ H ₁₄ O	Allyl cinnamyl ether	50 (454)				
C ₁₂ H ₁₄ O ₂	Hydroquinone diallyl ether	25 (454)				
C ₁₄ H ₂₂ O	Dispiro[dicyclohexane-2,5-dihydrofuran]	60 (458)				
C ₂₂ H ₃₆ O	Cardanol methyl ether					95 (459)

H. Miscellaneous

C ₄ H ₆ O ₂ S	Butadiene sulfone				— (460)	
C ₅ H ₈ O ₂ S	β -Isoprene sulfone				60 (460)	
C ₆ H ₁₀ O ₂ S	Dimethylbutadiene sulfone				— (460)	
C ₇ H ₁₃ NO	2-Ethyl-2-pentenamide		— (461)			
C ₈ H ₁₆ NO	2-Ethyl-2-hexenamide		69 (461)			
	2-Propyl-2-pentenamide		85 (461)			
C ₉ H ₁₀ O ₃	Furfural diacetate	8 (462)				
C ₁₀ H ₁₂ O ₂ S	Benzyl propenyl sulfone				— (460)	
C ₁₁ H ₁₀ N ₂ O	Furfuralphenylhydrazone	30 (463)				
C ₁₁ H ₁₂ N ₂ S	Thiopyrine	— (464)				
C ₁₃ H ₁₂ N ₂	Benzaldehydephenylhydrazone	60 (463)				
C ₁₅ H ₂₀ O ₄	ψ -Santonin	— (339)				
C ₁₈ H ₃₅ NO	Oleamide			65 (465, 466)		
C ₁₉ H ₃₇ NO	N-Methyloleamide			38 (465, 466)		
C ₂₀ H ₃₇ NO ₂	N-Acetyloleamide			29 (465, 466)		
C ₂₀ H ₃₉ NO	<i>n</i> -11-Eicosenamide				— (370)	
C ₂₀ H ₃₉ NO ₂	N-(2-Hydroxyethyl)oleamide			59 (465, 466)		
C ₂₄ H ₃₉ NO	N-Phenyleamide			45 (465, 466)		
C ₂₄ H ₄₇ NO	N-(η -Hexyloleamide)			53 (465, 466)		
C ₂₇ H ₂₇ NO ₄	α -Phellandrene- β -naphthol adduct (<i>p</i> -nitrobenzoate)	90 (467)				
C ₂₈ H ₄₁ NO	N-(α -Naphthyl)oleamide			— (466)		
C ₂₈ H ₅₅ NO ₂	N-(η -Decyl)oleamide			89 (465, 466)		
C ₃₀ H ₅₉ NO ₂	N-(η -Dodecyl)oleamide			45 (465, 466)		
	N-Amylamides of unsaturated fatty acids				— (355)	
	N,N-Dibutylamides of unsaturated fatty acids				— (355)	

ADDENDUM TO TABLE I

The compounds appearing in this addendum are listed alphabetically in sections which correspond to those in Table I.

Compound	Peracid	Product	Yield	Reference
<i>A. Hydrocarbons and Substituted Hydrocarbons</i>				
3-Acetoxy-1-cyclohexene	Peracetic, performic	Triol	20-25	468
α -Amyrene	Peracetic	Oxirane	—	469
1-(2-Biphenyl)-3,4-dihydronaphthalene	Monoperphthalic	Oxirane	—	470
α -Cyclohexylideneethylbenzene	Performic	Glycol	42	471
α -Cyclohexylstyrene	Performic	Glycol	42	471
3-Methoxy-1-cyclohexene	Peracetic	Glycol	30	468
1-Phenyl-1-(2-biphenyl)ethylene	Perbenzoic	Aldehyde (via the oxirane)	—	470
<i>B. Steroids</i>				
3 β -Acetoxy-7,8-epoxy-9(11),22-ergostadiene dibromide	Perbenzoic	Glycol	—	472
3 β -Acetoxy-7,9(11),20-ergostatriene	Perbenzoic	Oxirane	—	472
3 β -Acetoxy-7,9,22-ergostatriene	Monoperphthalic	Oxirane	—	473
16,20(22)-Allofurostadiene-3 β ,26-diol diacetate	Monoperphthalic	Oxirane	—	474
Allopregnane-11,20-dienol acetate	Perbenzoic	Glycol	—	475
8(14)-Androsten-3 β ,17 β -diol diacetate	Monoperphthalic	Oxirane	10-35	476
9-Androsten-3 α -ol-17-one	Perbenzoic	Oxirane	—	477
3 β -Benzoxy-7,9(11)-cholestadiene	Monoperphthalic	Oxirane	70	478
3 β -Benzoxy-7-cholestene	Monoperphthalic	Oxirane	50	478
2-Cholesten-6-one	Perbenzoic	Oxirane	—	479
3 β ,17 β -Diacetoxy-7,9(11)-andro-stadiene	Monoperphthalic	Oxirane	40	478
22,23-Dibromo-3 β -acetoxy-7,9(11)-ergostadiene	Peracetic	Oxirane	—	472
7,9(11),22-Ergostatrien-3 β -ol acetate	Perbenzoic	Oxirane	—	480
9-Etiocholen-3 α -ol-17-one	Perbenzoic	Oxirane	—	477
Methyl 3 α -acetoxy-7,9-choleadienate	Monoperphthalic	Oxirane	—	473
Methyl 3 α -hydroxy-9(11)-cholenate	Perbenzoic	Oxirane	—	481
5 β -Methyl-3 β -methoxy-19-nor-coprost-9(10)-en-6-one	Peracetic	Oxirane	—	482
5 β -Methyl-19-norcoprost-9(10)-en-3 β ,6 β -diol diacetate	Peracetic	Oxirane	—	482
9(11),17(20)-Pregnadiene-3 α ,11,20-triol triacetate	Perbenzoic	Oxirane	—	483
9(11)-Tigogenin acetate	Perbenzoic	Oxirane	—	481
<i>C. Acids</i>				
<i>cis</i> -9-Hendecenoic	Performic	Glycol	30	484
<i>trans</i> -9-Hendecenoic	Performic	Glycol	55	484

ADDENDUM TO TABLE I—*Continued*

Compound	Peracid	Product	Yield	Reference
<i>E. Esters</i>				
α -Amyrin acetate	Peracetic	Oxirane	20	469
α -Amyrin benzoate	Peracetic	Oxirane	50	469
<i>cis</i> -2-Buten-1,4-diol diacetate	Peracetic	Tetraacetate	57	485
<i>trans</i> -2-Buten-1,4-diol diacetate	Peracetic, performic	Tetraacetate, formates	51-79	485
Methyl acetylburiolate	Perbenzoic	Oxirane	—	486
Methyl morolate acetate	Perbenzoic, peracetic	Oxirane	80	487
Methyl morolate benzoate	Peracetic	Oxirane	—	487
Moradiol diacetate	Peracetic	Oxirane	—	487
α -Noramyrenonyl acetate	Perbenzoic	Oxirane	—	488
Peach oil	Peracetic	Not isolated	—	489
Zeorinin acetate	Peracetic	Oxirane	—	490
Zeorinin benzoate	Peracetic	Oxirane	—	490

G. Ethers

Butyl <i>p</i> -(2-methylalloxy)benzoate	Peracetic	Glycol	50	491
<i>m</i> -Carbobutoxyphenyl 2-methallyl ether	Peracetic	Glycol	—	491
4-Chloro-3-methylphenyl 2-methallyl ether	Peracetic	Glycol	50	491
<i>p</i> -Chlorophenyl 2-methallyl ether	Peracetic	Glycol + oxirane	—	491
3,5-Dimethylphenyl 2-methallyl ether	Peracetic, performic	Glycol	6-50	491
2-Methallyl <i>m</i> -nitrophenyl ether	Peracetic	Glycol	33	491
2-Methallyl phenyl ether	Peracetic	Glycol + oxirane	42 + 25	491
2-Methallyl <i>m</i> -tolyl ether	Peracetic, performic	Glycol	6-25	491
2-Methallyl <i>o</i> -tolyl ether	Peracetic	Glycol + oxirane	20	491
2-Methallyl <i>p</i> -tolyl ether	Peracetic	Glycol + oxirane	—	491
5,6-Dihydro-2-pyran	Performic	Glycol	60	492
2,5-Dihydro-2,2,5,5-tetramethylfuran	Performic	Oxirane	25	492

H. Miscellaneous

2-Methallyl chloride	Peracetic	Glycol	—	491
----------------------	-----------	--------	---	-----

REFERENCES FOR TABLE I

- 120 Tomisek and Mahler, *J. Am. Chem. Soc.*, **73**, 4685 (1951).
121 Everett and Kon, *J. Chem. Soc.*, **1950**, 3131.
122 Himel and Edmonds, U. S. pat. 2,555,927 [*C. A.*, **46**, 524 (1952)].
123 Owen, *J. Chem. Soc.*, **1949**, 241.
124 British Drug Houses, Ltd., Bradley, Forrest, and Stephenson, Brit. pat. 613,735 [*C. A.*, **42**, 473 (1949)].
125 Mousseron and Jacquier, *Bull. soc. chim. France*, **1950**, 698.
126 Mousseron, Winternitz, and Jacquier, *Compt. rend.*, **223**, 1014 (1946.)
127 Wieland, Bergel, Schwarz, Schepp, and Fukelman, *Ann.*, **446**, 13 (1925).
128 G. W. Reindel, thesis, University of Erlangen, 1931 [*C. A.*, **27**, 1637 (1933)].
129 Böeseke, *Rec. trav. chim.*, **54**, 657 (1935).
130 Mousseron, Winternitz, Jullien, and Jacquier, *Bull. soc. chim. France*, **1948**, 79.
131 Bedos and Ruyer, *Compt. rend.*, **195**, 802 (1932).
132 Mousseron, Richaud, Granger, Winternitz, Combes, Canals, Souche, Cabanes, and Froger, *Bull. soc. chim. France*, **1946**, 629.
133 Mousseron, Winternitz, and Jacquier, *Bull. soc. chim. France*, **1948**, 260.
134 Mousseron, Winternitz, and Jacquier, *Bull. soc. chim. France*, **1947**, 81.
135 Böeseke, *Rec. trav. chim.*, **45**, 838 (1926).
136 Kötz and Hoffman, *J. prakt. Chem.*, [2] **110**, 101 (1925).
137 Böeseke and Schneider, *J. prakt. Chem.*, [2] **131**, 285 (1931).
138 Böeseke and Elsen, *Rec. trav. chim.*, **48**, 363 (1929).
139 Rigby, *J. Chem. Soc.*, **1950**, 1907.
140 Schering-Kahlbaum A.G., Ger. pat. 574,838 [*C. A.*, **27**, 4540 (1933)].
141 Adkins and Roebuck, *J. Am. Chem. Soc.*, **70**, 4041 (1948).
142 Treibs and Schulz, *Chem. Ber.*, **80**, 214 (1947).
143 Wiggins and Wood, *J. Chem. Soc.*, **1950**, 1566.
144 Lutz, Bearse, Leonard, and Croxton, *J. Am. Chem. Soc.*, **70**, 4139 (1948).
145 Paul and Tchelitcheff, *Bull. soc. chim. France*, **1948**, 896.
146 Paul and Tchelitcheff, *Compt. rend.*, **225**, 1334 (1947).
147 Hackmann, Dutch pat. 63,605 [*C. A.*, **43**, 7503 (1949)].
148 Cahnmann and Daniels, U. S. pat. 2,501,026 [*C. A.*, **44**, 5902 (1950)].
149 Nazarov and Akhren, *Izvest. Akad. Nauk S.S.S.R., Otdel. Khim. Nauk.*, **1950**, 621 [*C. A.*, **45**, 8516 (1951)].
150 Mousseron, Jullien, and Winternitz, *Bull. soc. chim. France*, **1948**, 878.
151 Mousseron, Winternitz, and Jullien, *Bull. soc. chim. France*, **1947**, 80.
152 Böeseke and Derx, *Rec. trav. chim.*, **40**, 529 (1921).
153 Nametkin and Jarzeff, *Ber.*, **56**, 1803 (1923).
154 Nametkin and Brusoff, *Ber.*, **56**, 1807 (1923).
155 Mousseron, Manon, and Combes, *Bull. soc. chim. France*, **1949**, 396.
156 Tiffeneau, Weill, and Tchoubar, *Compt. rend.*, **205**, 54 (1937).
157 Prileschajew, *Ber.*, **59**, 194 (1926).
158 Levy and Pernot, *Bull. soc. chim. France*, [4] **49**, 1838 (1931).
159 Favorskii, Chichonkin, and Ivanov, *Compt. rend.*, **199**, 1229 (1934).
160 Reppe, Schichting, Klager, and Toepel, *Ann.*, **560**, 1 (1948).
160a Friess and Boekelheide, *J. Am. Chem. Soc.*, **71**, 4144 (1949).
161 Cope and Tiffany, *J. Am. Chem. Soc.*, **73**, 4158 (1951).
162 Benoit, *Bull. soc. chim. France*, [5] **6**, 708 (1939).
163 Böeseke and Derx, *Rec. trav. chim.*, **40**, 519 (1921).
164 Kaelin, *Helv. Chim. Acta*, **30**, 2133 (1947).
165 Abbott, U. S. pat. 2,553,996 [*C. A.*, **45**, 7820 (1951)].
165a Craig, U. S. pat. 2,571,208 [*C. A.*, **46**, 3563 (1952)].
166 Nametkin and Delektorski, *Ber.*, **57**, 583 (1924).
167 Mousseron, Winternitz, and Combes, *Bull. soc. chim. France*, **1947**, 79.

- ¹⁶⁵ I. G. Farbenindustrie A.G., Fr. pat. 816,055 [C. A., **32**, 1277 (1938)].
- ¹⁶⁹ Swern, Scanlan, and Findley, U. S. pat. 2,492,201 [C. A., **44**, 3521 (1950)].
- ¹⁷⁰ Fourneau and Chantalou, *Bull. soc. chim. France*, [5] **12**, 845 (1945).
- ¹⁷¹ Bauer and Bähr, *J. prakt. Chem.*, [2] **122**, 201 (1929).
- ¹⁷² Quelet, *Bull. soc. chim. France*, [4] **45**, 75 (1929).
- ¹⁷³ Levy and Sfras, *Bull. soc. chim. France*, [4] **49**, 1823 (1931).
- ¹⁷⁴ Levy and Sfras, *Compt. rend.*, **184**, 1335 (1927).
- ¹⁷⁵ Levy and Dvoletzka-Gombinska, *Bull. soc. chim. France*, [4] **49**, 1765 (1931).
- ¹⁷⁶ Tiffeneau and Levy, *Compt. rend.*, **184**, 1465 (1927).
- ¹⁷⁷ Danilov and Venus-Danilova, *Ber.*, **60**, 1050 (1927).
- ¹⁷⁸ Criegee and Zogel, *Chem. Ber.*, **84**, 215 (1951).
- ¹⁷⁹ Mousseron and Granger, *Compt. rend.*, **218**, 358 (1944).
- ¹⁸⁰ Mousseron, Winternitz, Granger, Claret, Trinquier, and Combes, *Bull. soc. chim. France*, **1947**, 598.
- ¹⁸¹ Rothstein, *Bull. soc. chim. France*, [5] **2**, 1936 (1935).
- ¹⁸² Tchoubar, *Compt. rend.*, **214**, 117 (1942).
- ¹⁸³ Muskat and Herrman, *J. Am. Chem. Soc.*, **54**, 2001 (1932).
- ¹⁸⁴ Levy and Tabart, *Bull. soc. chim. France*, [4] **49**, 1776 (1931).
- ¹⁸⁵ Tiffeneau and Levy, *Bull. soc. chim. France*, [4] **39**, 763 (1926).
- ¹⁸⁶ Tiffeneau, Orekhoff, and Levy, *Compt. rend.*, **179**, 977 (1924).
- ¹⁸⁷ Faidutti, *Compt. rend.*, **189**, 854 (1929).
- ¹⁸⁸ Isaeva and Arbuzov, *Zhur. Obschei Khim.*, **19**, 893 (1944) [C. A., **44**, 3467 (1950)].
- ¹⁸⁹ Pillay and Simonsen, *J. Chem. Soc.*, **1928**, 359.
- ¹⁹⁰ Lebedev and Merezhkovskii, *J. Russ. Phys. Chem. Soc.*, **45**, 1249 (1913) [C. A., **8**, 321 (1914)].
- ¹⁹¹ Prileschajew, Ger. pat. 230,723 [C. A., **5**, 2699 (1911)].
- ¹⁹² Schmidt, *Chem. Ber.*, **82**, 11 (1949).
- ¹⁹³ Sword, *J. Chem. Soc.*, **127**, 1632 (1925).
- ¹⁹⁴ Pigulevskii and Prokudina, *Doklady Akad. Nauk S.S.S.R.*, **67**, 511 (1949) [C. A., **44**, 1399 (1950)].
- ¹⁹⁵ Birch, Oldham, and Johnson, *J. Chem. Soc.*, **1947**, 818.
- ¹⁹⁶ Nametkin and Jarzef, *J. Russ. Phys. Chem. Soc.*, **55**, 521 (1924) [C. A., **19**, 2818 (1925)].
- ¹⁹⁷ Prileschajew and Vershuk, *J. Russ. Phys. Chem. Soc.*, **61**, 445 (1929) [C. A., **24**, 607 (1930)].
- ¹⁹⁸ Isaeva and Arbusov, *Zhur. Obschei Khim.*, **19**, 884 (1949) [C. A., **44**, 3466 (1950)].
- ¹⁹⁹ Elson, Gibson, and Simonsen, *J. Chem. Soc.*, **132**, 2732 (1929).
- ²⁰⁰ Richter and Presting, *Ber.*, **64**, 1878 (1931).
- ²⁰¹ Tanaka, *Mem. Coll. Sci., Kyoto Imp. Univ.*, **A22**, 97 (1939) [C. A., **34**, 403 (1940)].
- ²⁰² Mousseron and Winternitz, *Compt. rend.*, **229**, 56 (1949).
- ²⁰³ Tiffeneau and Levy, *Bull. soc. chim. France*, [4] **49**, 1738 (1931).
- ^{203a} Winternitz and Mousseron, *Bull. soc. chim. France*, **1949**, 713.
- ²⁰⁴ Tiffeneau and Levy, *Compt. rend.*, **190**, 1510 (1930).
- ²⁰⁵ Lyepin, *J. Russ. Phys. Chem. Soc.*, **44**, 1165 (1912) [C. A., **7**, 982 (1913)].
- ²⁰⁶ Tiffeneau, Levy, and Weill, *Bull. soc. chim. France*, [4] **49**, 1709 (1931).
- ²⁰⁷ Levy and Pernot, *Bull. soc. chim. France*, [4] **49**, 1721 (1931).
- ²⁰⁸ Levy and Sfras, *Bull. soc. chim. France*, [4] **49**, 1830 (1931).
- ²⁰⁹ Nametkin and Ivanoff, *Ber.*, **56**, 1805 (1923).
- ²¹⁰ Weill, *Bull. soc. chim. France*, [4] **49**, 1795 (1931).
- ²¹¹ Baumgarten, *Ber.*, **75**, 977 (1942).
- ²¹² Swern and Billen, U. S. pat. appl. 675,120; *Official Gaz. U. S. Pat. Office*, **648**, 948 (1951) [C. A., **47**, 604 (1953)].
- ²¹³ I. G. Farbenindustrie A.G., Fr. pat. 816,055 [C. A., **32**, 1277 (1938)].
- ²¹⁴ Badran, *Bull. soc. chim. France*, [4] **49**, 1551 (1931).
- ²¹⁵ Lutz and Murphey, *J. Am. Chem. Soc.*, **71**, 478 (1949).
- ²¹⁶ Böeseken and Elsen, *Rec. trav. chim.*, **47**, 694 (1928).

- ²¹⁷ Kayser, *Compt. rend.*, **196**, 1127 (1933).
- ²¹⁸ Newbold and Spring, *J. Chem. Soc.*, **1945**, 247.
- ²¹⁹ Tiffeneau and Kuriaki, *Compt. rend.*, **209**, 465 (1939).
- ²²⁰ Bergmann, Pappo, and Ginsburg, *J. Chem. Soc.*, **1950**, 1369.
- ²²¹ Venus-Danilova, *J. Russ. Phys. Chem. Soc.*, **61**, 1479 (1929) [*C. A.*, **24**, 1354 (1930)].
- ²²² Swern and Billen, U. S. pat. 2,457,328 [*C. A.*, **43**, 3446 (1949)].
- ²²³ Swern and Billen, U. S. pat. appl. 675,121; *Official Gaz. U. S. Pat. Office*, **649**, 603 (1951) [*C. A.*, **47**, 1184 (1953)].
- ²²⁴ Levy and Lagrave, *Compt. rend.*, **180**, 1032 (1925).
- ²²⁵ Weill, *Bull. soc. chim. France*, [4] **49**, 1811 (1931).
- ²²⁶ Tiffeneau and Levy, *Bull. soc. chim. France*, [4] **49**, 1806 (1931).
- ²²⁷ Weill and Kayser, *Bull. soc. chim. France*, [5] **3**, 841 (1936).
- ²²⁸ Tiffeneau and Levy, *Compt. rend.*, **182**, 391 (1926).
- ²²⁹ Levy and Pernot, *Bull. soc. chim. France*, [4] **49**, 1730 (1931).
- ²³⁰ Rydon, *J. Chem. Soc.*, **1939**, 537.
- ²³¹ Treibs, *Chem. Ber.*, **80**, 56 (1947).
- ²³² Briggs and Taylor, *J. Chem. Soc.*, **1947**, 1338.
- ²³³ Dev and Guha, *J. Indian Chem. Soc.*, **26**, 263 (1949) [*C. A.*, **44**, 3949 (1950)].
- ²³⁴ Naves and Perrottet, *Helv. Chim. Acta*, **24**, 789 (1941).
- ²³⁵ Ramart-Lucas and Salmon-Legagneur, *Bull. soc. chim. France*, [4] **45**, 718 (1929).
- ²³⁶ Levy and Dvioletzka-Gombinska, *Bull. soc. chim. France*, [4] **49**, 1765 (1931).
- ²³⁷ Ramart-Lucas and Salmon-Legagneur, *Bull. soc. chim. France*, [4] **51**, 1069 (1932).
- ²³⁸ Böhme Fettechem. G.m.b.H., Fr. pat. 795,391 [*C. A.*, **30**, 5238 (1936)].
- ²³⁹ Grün, U. S. pat. 2,138,917 [*C. A.*, **33**, 2249 (1939)].
- ²⁴⁰ Böeseken and Belinfante, *Rec. trav. chim.*, **45**, 914 (1926).
- ²⁴¹ Lane and Walters, *J. Am. Chem. Soc.*, **73**, 4234 (1951).
- ²⁴² Bradsher, Rapoport, and Anderson, *J. Am. Chem. Soc.*, **68**, 2152 (1946).
- ²⁴³ Elphimoff-Felkin, *Bull. soc. chim. France*, **1950**, 494.
- ²⁴⁴ Levy and Lagrave, *Bull. soc. chim. France*, [4] **43**, 437 (1928).
- ²⁴⁵ Ruzicka, Silbermann, and Furter, *Helv. Chim. Acta*, **15**, 482 (1932).
- ²⁴⁶ Ruzicka, Silbermann, and Pieth, *Helv. Chim. Acta*, **15**, 1285 (1932).
- ²⁴⁷ Barbour, Bennett, and Warren, *J. Chem. Soc.*, **1951**, 2540.
- ²⁴⁸ Nowak, Jeger, and Ruzicka, *Helv. Chim. Acta*, **32**, 323 (1949).
- ²⁴⁹ Jeger, Montavon, Nowak, and Ruzicka, *Helv. Chim. Acta*, **30**, 1869 (1947).
- ²⁵⁰ Karrer and Jucker, *Helv. Chim. Acta*, **28**, 471 (1945).
- ²⁵¹ Karrer and Jucker, *Helv. Chim. Acta*, **28**, 427 (1945).
- ²⁵² Euler, Karrer, and Walker, *Helv. Chim. Acta*, **15**, 1507 (1932).
- ²⁵³ Fuson, DeWald, and Gaertner, *J. Org. Chem.*, **16**, 21 (1951).
- ²⁵⁴ Pummerer and Burkard, *Ber.*, **55**, 3458 (1922).
- ²⁵⁵ Pummerer and Rebmann, *Ber.*, **61**, 1099 (1928).
- ²⁵⁶ Kambara, Muramatsu, Maruyama, and Tokimoto, *J. Soc. Chem. Ind. Japan*, **46**, 41, 1259 (1943) [*C. A.*, **43**, 1595 (1949)].
- ²⁵⁷ Kambara and Muramatsu, *J. Soc. Rubber Ind. Japan*, **16**, 676 (1943) [*C. A.*, **44**, 3283 (1950)].
- ²⁵⁸ Kritchevsky and Gallagher, *J. Am. Chem. Soc.*, **73**, 184 (1951).
- ²⁵⁹ Ciba, Ltd., Brit. pat. 623,586 [*C. A.*, **44**, 3044 (1950)].
- ²⁶⁰ Plattner, Ruzicka, Heusser, and Angliker, *Helv. Chim. Acta*, **30**, 385 (1947).
- ²⁶¹ Plattner, Heusser, and Kulkarni, *Helv. Chim. Acta*, **32**, 265 (1949).
- ²⁶² Plattner, Heusser, and Kulkarni, *Helv. Chim. Acta*, **32**, 1070 (1949).
- ²⁶³ Kathol, Logemann, and Serini, *Naturwissenschaften*, **25**, 682 (1937).
- ²⁶⁴ Seebeck and Reichstein, *Helv. Chim. Acta*, **26**, 536 (1943).
- ²⁶⁵ Salmon and Reichstein, *Helv. Chim. Acta*, **30**, 1929 (1947).
- ²⁶⁶ Lardon and Reichstein, *Helv. Chim. Acta*, **34**, 756 (1951).
- ^{266a} Ruzicka and Bosshard, *Helv. Chim. Acta*, **20**, 244 (1937).
- ²⁶⁷ Shoppee, *Helv. Chim. Acta*, **30**, 766 (1947).
- ²⁶⁸ Reich and Lardon, *Helv. Chim. Acta*, **30**, 329 (1947).

- ²⁶⁹ Plattner, Ruzicka, Heusser, and Meier, *Helv. Chim. Acta*, **29**, 2023 (1946).
²⁷⁰ Wieland and Dane, *Z. physiol. Chem.*, **212**, 263 (1932).
²⁷¹ Borsche and Todd, *Z. physiol. Chem.*, **197**, 173 (1931).
²⁷² Callow, *J. Chem. Soc.*, **1936**, 462.
²⁷³ Wieland and Deulofeu, *Z. physiol. Chem.*, **198**, 127 (1931).
²⁷⁴ Plattner, Ruzicka, and Holtermann, *Helv. Chim. Acta*, **28**, 1660 (1945).
²⁷⁵ Bergmann and Skau, *J. Org. Chem.*, **5**, 439 (1940).
²⁷⁶ Fürst and Plattner, *Helv. Chim. Acta*, **32**, 275 (1949).
²⁷⁷ Heilbron, Shaw, and Spring, *Rec. trav. chim.*, **57**, 529 (1938).
²⁷⁸ Plattner, Petrzilka, and Lang, *Helv. Chim. Acta*, **27**, 513 (1944).
²⁷⁹ Ruzicka, Furter, and Thomann, *Helv. Chim. Acta*, **16**, 327 (1933).
²⁸⁰ Reich, Walker, and Collins, *J. Org. Chem.*, **16**, 1752 (1951).
²⁸¹ Buser, *Helv. Chim. Acta*, **30**, 1379 (1947).
²⁸² Plattner, Heusser, Troxler, and Segre, *Helv. Chim. Acta*, **31**, 852 (1948).
²⁸³ Westphalen, *Ber.*, **48**, 1064 (1915).
²⁸⁴ Fieser and Rajagopalan, *J. Am. Chem. Soc.*, **71**, 3938 (1949).
²⁸⁵ Clemo, Keller, and Weiss, *J. Chem. Soc.*, **1950**, 3470.
²⁸⁶ Pirrone, *Atti X° congr. intern. chim.*, **3**, 290 (1939) [*C. A.*, **33**, 9309 (1939)].
²⁸⁷ Pickard and Yates, *J. Chem. Soc.*, **93**, 1678 (1908).
²⁸⁸ Hicks, Berg, and Wallis, *J. Biol. Chem.*, **162**, 645 (1946).
²⁸⁹ Spring and Swain, *J. Chem. Soc.*, **1939**, 1356.
²⁹⁰ Baxter and Spring, *J. Chem. Soc.*, **1943**, 613.
²⁹¹ Ushakov and Lyutenberg, *Bull. soc. chim. France*, [5] **4**, 1394 (1937).
²⁹² Ushakov and Lyutenberg, *J. Gen. Chem. (U.S.S.R.)*, **7**, 1821 (1937) [*C. A.*, **32**, 577 (1938)].
²⁹³ Miescher and Fischer, *Helv. Chim. Acta*, **21**, 336 (1938).
²⁹⁴ Ruzicka, Grob, and Raschka, *Helv. Chim. Acta*, **23**, 1518 (1940).
²⁹⁶ Ruzicka and Muhr, *Helv. Chim. Acta*, **27**, 503 (1944).
²⁹⁶ Ehrenstein and Decker, *J. Org. Chem.*, **5**, 544 (1940).
²⁹⁷ Ehrenstein, *J. Org. Chem.*, **6**, 626 (1941).
²⁹⁸ Ehrenstein, *J. Org. Chem.*, **4**, 506 (1939).
²⁹⁹ Davis and Petrow, *J. Chem. Soc.*, **1949**, 2973.
³⁰⁰ Petrow, *J. Chem. Soc.*, **1939**, 998.
³⁰¹ Plattner, Ruzicka, Heusser, and Angliker, *Helv. Chim. Acta*, **30**, 395 (1947).
³⁰² Bergmann and Stevens, *J. Org. Chem.*, **13**, 10 (1948).
³⁰³ Wieland and Dane, *Z. physiol. Chem.*, **206**, 243 (1932).
³⁰⁴ Windaus and Lüttringhaus, *Ann.*, **481**, 119 (1930).
³⁰⁵ Ciba, Ltd., Swiss pat. 267,852 [*C. A.*, **45**, 7158 (1951)].
³⁰⁶ Mattox, Turner, Engle, McKenzie, McGuckin, and Kendall, *J. Biol. Chem.*, **164**, 569 (1946).
³⁰⁷ Ciba, Ltd., Swiss pat. 253,707 [*C. A.*, **44**, 3042 (1950)].
³⁰⁸ Dobriner, Lieberman, Hariton, Sarett, and Rhoads, *J. Biol. Chem.*, **169**, 221 (1947).
³⁰⁹ Lardon and Liebermann, *Helv. Chim. Acta*, **30**, 1373 (1947).
³¹⁰ McKenzie, McGuckin, and Kendall, *J. Biol. Chem.*, **162**, 555 (1946).
³¹¹ Djerassi, Martinez, and Rosenkranz, *J. Org. Chem.*, **16**, 1278 (1951).
³¹² Wieland, Dietz, and Ottawa, *Z. physiol. Chem.*, **244**, 194 (1936).
³¹³ Heusser, Feurer, Eichenberger, and Prelog, *Helv. Chim. Acta*, **33**, 2243 (1950).
³¹⁴ Julian, Meyer, and Ryden, *J. Am. Chem. Soc.*, **72**, 367 (1950).
³¹⁵ Pataki, Rosenkranz, and Djerassi, *J. Am. Chem. Soc.*, **73**, 5375 (1951).
³¹⁶ Ruzicka, Plattner, Heusser, and Pataki, *Helv. Chim. Acta*, **29**, 936 (1946).
³¹⁷ Heusser, Jensen, Frick, and Plattner, *Helv. Chim. Acta*, **32**, 1326 (1949).
³¹⁸ Reichstein, U. S. pat. 2,503,842 [*C. A.*, **44**, 6892 (1950)].
³¹⁹ Press and Reichstein, *Helv. Chim. Acta*, **25**, 878 (1942).
³²⁰ Ruzicka, Plattner, Heusser, and Meier, *Helv. Chim. Acta*, **30**, 1342 (1947).
³²¹ Heymann and Fieser, *J. Am. Chem. Soc.*, **73**, 4054 (1951).
³²² Berner, Lardon, and Reichstein, *Helv. Chim. Acta*, **30**, 1542 (1947).

- 323 Reich and Reichstein, *Helv. Chim. Acta*, **26**, 562 (1943).
324 Alther and Reichstein, *Helv. Chim. Acta*, **25**, 805 (1942).
325 Sarett, *J. Biol. Chem.*, **162**, 591 (1946).
326 Burekhardt and Reichstein, *Helv. Chim. Acta*, **25**, 821 (1942).
327 Fieser and Rajagopalan, *J. Am. Chem. Soc.*, **73**, 118 (1951).
328 Schmid and Kägi, *Helv. Chim. Acta*, **33**, 1582 (1950).
329 Julian, Meyer, and Ryden, *J. Am. Chem. Soc.*, **71**, 756 (1949).
330 Ruzicka, Goldberg, and Hardegger, *Helv. Chim. Acta*, **25**, 1297 (1942).
331 Serini and Logemann, *Ber.*, **71**, 1362 (1938).
332 Braun, *J. Am. Chem. Soc.*, **52**, 3185 (1930).
333 Böeseken and Maas Geesteranus, *Rec. trav. chim.*, **51**, 551 (1932).
334 Braun, *J. Am. Chem. Soc.*, **52**, 3188 (1930).
335 Stoll, Bolle, and Ruzicka, *Helv. Chim. Acta*, **33**, 1510 (1950).
336 Harris and Smith, *J. Chem. Soc.*, **1935**, 1572.
337 DalNogare and Bricker, *J. Org. Chem.*, **15**, 1299 (1950).
338 Ross, Gebhart, and Gerecht, *J. Am. Chem. Soc.*, **67**, 1275 (1945).
339 Cocker and Lipman, *J. Chem. Soc.*, **1949**, 1170.
340 Hunsdiecker, *Ber.*, **77**, 185 (1944).
341 Böeseken, Hoogland, Broek, and Smit, *Rec. trav. chim.*, **46**, 619 (1927).
342 Bauer, *Chem. Umschau Gebiete Fette, Öle, Wachse u. Harze*, **33**, 198 (1929).
343 Bauer and Kutscher, *Chem. Umschau Gebiete Fette, Öle, Wachse u. Harze*, **32**, 57 (1925).
344 McKay and Bader, *J. Org. Chem.*, **13**, 75 (1948).
345 Green and Hilditch, *Biochem. J.*, **29**, 1552 (1935).
346 Smith and Chibnall, *Biochem. J.*, **26**, 218 (1932).
347 Pigulevskii and Rokityanskii, *J. Gen. Chem. (U.S.S.R.)*, **7**, 882 (1937) [*C. A.*, **31**, 5759 (1937)].
348 Myers, *J. Am. Chem. Soc.*, **73**, 2100 (1951).
349 Fusari, Greenlee, and Brown, *J. Am. Oil Chemists' Soc.*, **28**, 416 (1951).
350 Huber, *J. Am. Chem. Soc.*, **73**, 2730 (1951).
351 Pigulevskii and Simonova, *J. Gen. Chem. (U.S.S.R.)*, **9**, 1928 (1939) [*C. A.*, **34**, 4381 (1940)].
352 Benedict and Daubert, *J. Am. Chem. Soc.*, **72**, 4356 (1950).
353 Pigulevskii and Petrov, *J. Russ. Phys. Chem. Soc.*, **58**, 1062 (1926) [*C. A.*, **22**, 943 (1928)].
354 Swern and Findley, U. S. pat. 2,455,892 [*C. A.*, **43**, 2224 (1949)].
355 Terry and Wheeler, U. S. pat. 2,458,484 [*C. A.*, **43**, 3030 (1949)].
356 Bennet and Gudgeon, *J. Chem. Soc.*, **1938**, 1679.
357 Dorée and Pepper, *J. Chem. Soc.*, **1942**, 477.
358 Gruber and Machermer, U. S. pat. 2,332,849 [*C. A.*, **38**, 1821 (1944)].
359 Nicolet and Poulter, *J. Am. Chem. Soc.*, **52**, 1186 (1930).
360 Raczynski, U. S. pat. 2,510,905 [*C. A.*, **44**, 8945 (1950)].
361 Scanlan and Swern, U. S. pat. 2,285,059 [*C. A.*, **36**, 6546 (1942)].
362 Scanlan and Swern, U. S. pat. 2,304,064 [*C. A.*, **37**, 2743 (1943)].
363 Swern and Scanlan, U. S. pat. 2,443,280 [*C. A.*, **42**, 8819 (1948)].
364 Wittcoff, Moe, and Iwen, *J. Am. Chem. Soc.*, **70**, 742 (1948).
365 Polgar, *Biochem. J.*, **42**, 206 (1948).
366 Atherton and Hilditch, *J. Chem. Soc.*, **1943**, 204.
366a Hofmann, Lucas, and Sax, *J. Biol. Chem.*, **195**, 473 (1952).
367 Bumpus, Taylor, and Strong, *J. Am. Chem. Soc.*, **72**, 2116 (1950).
367a Gensler and Thomas, *J. Am. Chem. Soc.*, **74**, 3942 (1952).
368 Gupta, Hilditch, Paul, and Shrivastava, *J. Chem. Soc.*, **1950**, 3484.
369 Kass and Radlove, *J. Am. Chem. Soc.*, **64**, 2253 (1942).
370 Hopkins, Chisholm, and Harris, *Can. J. Research*, **27B**, 35 (1949).
371 Baliga and Hilditch, *J. Chem. Soc.*, **1949**, 591.
372 Hopkins, *Can. J. Research*, **24B**, 211 (1946).
373 Izzo and Dawson, *J. Org. Chem.*, **14**, 1039 (1949).

- ³⁷⁴ Ruzicka, Rey, and Spillman, *Helv. Chim. Acta*, **25**, 1375 (1942).
- ³⁷⁵ Weitkamp, Smiljanic, and Rothman, *J. Am. Chem. Soc.*, **69**, 1936 (1947).
- ³⁷⁶ Bergsteinsson, Evans, and Scheibli, U. S. pat. 2,500,599 [C. A., **44**, 5381 (1950)].
- ³⁷⁷ Jahn and Hibbert, *Can. J. Research*, **8**, 199 (1933).
- ³⁷⁸ Bergmann and Miekely, *Ann.*, **432**, 319 (1923).
- ³⁷⁹ Bergmann, Miekely, and Stather, *Ber.*, **56**, 2255 (1923).
- ³⁸⁰ Fischer, Baer, Feldmann, and Ahlström, *Ber.*, **63**, 1732 (1930).
- ^{380a} Fusco and Trave, *Gazz. chim. ital.*, **80**, 366 (1950) [C. A., **45**, 3817 (1951)].
- ³⁸¹ Yale, Pribyl, Braker, Bernstein, and Lott, *J. Am. Chem. Soc.*, **72**, 3716 (1950).
- ³⁸² Muskat and Herrman, *J. Am. Chem. Soc.*, **53**, 260 (1931).
- ³⁸³ Kötze and Steche, *J. prakt. Chem.*, [2] **107**, 193 (1927).
- ³⁸⁴ Naves and Bachmann, *Helv. Chim. Acta*, **28**, 1227 (1945).
- ³⁸⁵ Prileschajew and Vershuk, *J. Russ. Phys. Chem. Soc.*, **61**, 473 (1929) [C. A., **23**, 4463 (1929)].
- ³⁸⁶ Lorand and Reese, *J. Am. Chem. Soc.*, **72**, 4596 (1950).
- ³⁸⁷ Levy and Wellisch, *Bull. soc. chim. France*, [4] **45**, 930 (1929).
- ³⁸⁸ Stoll, Bolle, and Ruzicka, *Helv. Chim. Acta*, **33**, 1515 (1950).
- ³⁸⁹ Société des usines chimiques Rhône-Poulenc, Fr. pat. 804,321 [C. A., **31**, 2613 (1937)].
- ³⁹⁰ Swern, U. S. pat. 2,411,762 [C. A., **41**, 1698 (1947)].
- ³⁹¹ Swern and Billen, U. S. pat. 2,457,329 [C. A., **43**, 3660 (1949)].
- ³⁹² Karrer and Jucker, *Helv. Chim. Acta*, **28**, 717 (1945).
- ³⁹³ Karrer and Jucker, *Helv. Chim. Acta*, **30**, 559 (1947).
- ³⁹⁴ Takeda, *J. Pharm. Soc. Japan*, **63**, 197 (1943) [C. A., **45**, 586 (1951)].
- ³⁹⁵ Vilkas, Dupont, and Dulov, *Bull. soc. chim. France*, **1949**, 813.
- ³⁹⁶ Takeda, *J. Pharm. Soc. Japan*, **62**, 390 (1942) [C. A., **45**, 4696 (1951)].
- ³⁹⁷ Karrer, Jucker, and Steinlin, *Helv. Chim. Acta*, **30**, 531 (1947).
- ³⁹⁸ Heinänen, *Ann. Acad. Sci. Fennicae*, **A49**, No. 4, 58 (1938) [C. A., **32**, 2903 (1938)].
- ³⁹⁹ Heinänen, *Suomen Kemistilehti*, **11B**, 2 (1938) [C. A., **32**, 2903 (1938)].
- ⁴⁰⁰ Böeseken and Jacobs, *Rec. trav. chim.*, **55**, 804 (1936).
- ⁴⁰¹ Mousseron, Winternitz, and Jacquier, *Bull. soc. chim. France*, **1947**, 83.
- ⁴⁰² Levy and Daniels, U. S. pat. 2,464,137 [C. A., **43**, 4291 (1949)].
- ⁴⁰³ Vodoz and Schinz, *Helv. Chim. Acta*, **33**, 1040 (1950).
- ⁴⁰⁴ English, Gregory, and Trowbridge, *J. Am. Chem. Soc.*, **73**, 615 (1951).
- ⁴⁰⁵ Clarke, U. S. pat. 2,510,802 [C. A., **44**, 7869 (1950)].
- ⁴⁰⁶ Pigulevskii and Vasilev, *J. Gen. Chem. (U.S.S.R.)*, **1**, 235 (1931) [C. A., **26**, 2170 (1932)].
- ⁴⁰⁷ Hilditch and Lea, *J. Chem. Soc.*, **1928**, 1576.
- ⁴⁰⁸ Steger and Van Loon, *Rec. trav. chim.*, **46**, 703 (1927).
- ⁴⁰⁹ Hilditch and Jones, *J. Soc. Chem. Ind. (London)*, **46**, 174T (1927).
- ^{409a} Mukherjee, *Indian Soap J.*, **16**, 183 (1951) [C. A., **45**, 10617 (1951)].
- ⁴¹⁰ King, *J. Chem. Soc.*, **1949**, 1817.
- ⁴¹¹ Ruzicka and Frank, *Helv. Chim. Acta*, **15**, 1294 (1932).
- ⁴¹² Ruzicka and Sternbach, *Helv. Chim. Acta*, **23**, 124 (1940).
- ⁴¹³ Spring, *J. Chem. Soc.*, **1933**, 1345.
- ⁴¹⁴ Barbour, Warren, and Wood, *J. Chem. Soc.*, **1951**, 2537.
- ⁴¹⁵ David, *Bull. soc. chim. France*, **1949**, 155.
- ⁴¹⁶ Bellamy and Dorée, *J. Chem. Soc.*, **1941**, 176.
- ⁴¹⁷ Dorée and Petrow, *J. Chem. Soc.*, **1936**, 1562.
- ⁴¹⁸ Koller, Hilstand, Dietrich, and Jeger, *Helv. Chim. Acta*, **33**, 1050 (1950).
- ^{418a} Barton, *J. Chem. Soc.*, **1951**, 1444.
- ⁴¹⁹ Kuwayama, *J. Nippon Oil Technol. Soc.*, **1**, No. 4, 27 (1948) [C. A., **43**, 5611 (1949)].
- ⁴²⁰ Vilkas, *Bull. soc. chim. France*, **1950**, 582.
- ⁴²¹ Lahay and Strasser, *J. Chem. Soc.*, **1951**, 873.
- ⁴²² Ruzicka, Baumgartner, and Prelog, *Helv. Chim. Acta*, **32**, 2057 (1949).
- ⁴²³ Ruzicka, Baumgartner, and Prelog, *Helv. Chim. Acta*, **32**, 2069 (1949).
- ⁴²⁴ Karrer and Jucker, *Helv. Chim. Acta*, **29**, 229 (1946).

- ⁴²⁵ Karrer and Jucker, *Helv. Chim. Acta*, **28**, 300 (1945).
⁴²⁶ Karrer and Jucker, *Helv. Chim. Acta*, **28**, 1143 (1945).
⁴²⁷ Swern and Findley, U. S. pat. 2,569,502.
⁴²⁸ Hubbuch, U. S. pat. 2,073,011 [C. A., **31**, 3274 (1937)].
⁴²⁹ Niederhauser, U. S. pat. 2,556,145 [C. A., **45**, 7371 (1951)].
⁴³⁰ De Groote and Kaiser, U. S. pat. 2,470,808 [C. A., **43**, 7221 (1949)].
⁴³¹ Imata, *J. Nippon Oil Technol. Soc.*, **2**, No. 4, 1 (1949) [C. A., **44**, 1268 (1950)].
⁴³² Ishii, *J. Soc. Chem. Ind. Japan*, **44**, Suppl. binding 219 (1941) [C. A., **44**, 7766 (1950)].
⁴³³ Tsii, *J. Soc. Chem. Ind. Japan*, **43**, Suppl. binding 255 (1940) [C. A., **35**, 2019 (1941)].
⁴³⁴ Isii, *J. Soc. Chem. Ind. Japan*, **43**, Suppl. binding 256 (1940) [C. A., **35**, 2019 (1941)].
⁴³⁵ Isii, *J. Soc. Chem. Ind. Japan*, **43**, Suppl. binding 315 (1940) [C. A., **35**, 2019 (1941)].
⁴³⁶ Oda, *J. Soc. Chem. Ind. Japan*, **41**, Suppl. binding 195 (1938) [C. A., **32**, 7757 (1938)].
⁴³⁷ Richter and Miskel, U. S. pat. 2,451,173 [C. A., **43**, 895 (1949)].
⁴³⁸ Bergmann and Schotte, *Ber.*, **54**, 440 (1921).
⁴³⁹ Bergmann and Schotte, *Ber.*, **54**, 1564 (1921).
⁴⁴⁰ Levene and Tipson, *J. Biol. Chem.*, **93**, 631 (1931).
⁴⁴¹ Tanaka, *Bull. Chem. Soc. Japan*, **5**, 214 (1930) [C. A., **24**, 5026 (1930)].
⁴⁴² Levene and Raymond, *J. Biol. Chem.*, **88**, 513 (1930).
⁴⁴³ Prileschajew, *Bull. soc. chim. France*, [4] **41**, 687 (1927).
⁴⁴⁴ Bergmann, *Ann.*, **434**, 79 (1923).
⁴⁴⁵ Naves, Schwarzkopf, and Lewis, *Helv. Chim. Acta*, **30**, 880 (1947).
⁴⁴⁶ Karrer and Stürzinger, *Helv. Chim. Acta*, **29**, 1829 (1946).
⁴⁴⁷ Stoll, Bolle, and Ruzicka, *Helv. Chim. Acta*, **33**, 1502 (1950).
⁴⁴⁸ Stacey and Turton, *J. Chem. Soc.*, **1946**, 661.
⁴⁴⁹ Stoll and Hinder, *Helv. Chim. Acta*, **34**, 334 (1951).
⁴⁵⁰ Böseken, Vermey, Bunge, and Meeuwen, *Rec. trav. chim.*, **50**, 1023 (1931).
⁴⁵¹ Bergmann and Miekely, *Ber.*, **54**, 2150 (1921).
⁴⁵² Paul and Tchelitcheff, *Compt. rend.*, **224**, 1722 (1947).
⁴⁵³ Wittcoff, Roach, and Miller, *J. Am. Chem. Soc.*, **71**, 2666 (1949).
⁴⁵⁴ Werner, *Rec. trav. chim.*, **67**, 442 (1948).
⁴⁵⁵ Roach and Wittcoff, *J. Am. Chem. Soc.*, **71**, 3944 (1949).
⁴⁵⁶ Schulz and Treibs, *Ber.*, **77**, 377 (1944).
⁴⁵⁷ Darmon, *Compt. rend.*, **197**, 1649 (1933).
⁴⁵⁸ Chanley, *J. Am. Chem. Soc.*, **71**, 829 (1949).
⁴⁵⁹ Izzo and Dawson, *J. Org. Chem.*, **15**, 707 (1950).
⁴⁶⁰ Van Zuydewijn, *Rec. trav. chim.*, **57**, 445 (1938).
⁴⁶¹ Shelton and Wheeler, U. S. pat. 2,493,090 [C. A., **44**, 2552 (1950)].
⁴⁶² Schiebler, Jeschke, and Beiser, *J. prakt. Chem.*, [2] **137**, 322 (1933).
⁴⁶³ Bergmann, Ulpts, and Witte, *Ber.*, **56**, 679 (1923).
⁴⁶⁴ Komada, *J. Chem. Soc. Japan*, **59**, 477 (1938) [C. A., **32**, 9083 (1938)].
⁴⁶⁵ Roe, Scanlan, and Swern, *J. Am. Chem. Soc.*, **71**, 2219 (1949).
⁴⁶⁶ Scanlan, Swern, and Roe, U. S. pat. 2,567,237 [C. A., **46**, 3560 (1952)].
⁴⁶⁷ Salfeld, *Ber.*, **73**, 376 (1940).

References for Addendum

- ⁴⁶⁸ Gogek, Moir, McRae, and Purves, *Can. J. Chem.*, **29**, 938 (1951).
⁴⁶⁹ McLean, Silverstone, and Spring, *J. Chem. Soc.*, **1951**, 1935.
⁴⁷⁰ Weisenborn and Taub, *J. Am. Chem. Soc.*, **74**, 1329 (1952).
⁴⁷¹ Russell, Stroup, and English, *J. Am. Chem. Soc.*, **74**, 3882 (1952).
⁴⁷² Anderson, Budziarek, Newbold, Stevenson, and Spring, *Chemistry & Industry*, **1951**, 1035.
⁴⁷³ Heusser, Eichenberger, Kurath, Dällenbach, and Jeger, *Helv. Chim. Acta*, **34**, 2106 (1951).
⁴⁷⁴ Nussbaum, Sandoval, Rosenkranz, and Djerassi, *J. Org. Chem.*, **17**, 426 (1952).

- ⁴⁷⁵ Rosenkranz, Pataki, and Djerassi, *J. Am. Chem. Soc.*, **73**, 4055 (1951).
⁴⁷⁶ Antonucci, Bernstein, Giancola, and Sax, *J. Org. Chem.*, **16**, 1891 (1951).
⁴⁷⁷ Lieberman, Hariton, Humphries, Rhoads, and Dobriner, *J. Biol. Chem.*, **196**, 793 (1952).
⁴⁷⁸ Heusser, Heusler, Eichenberger, Honegger, and Jeger, *Helv. Chim. Acta*, **35**, 295 (1952).
⁴⁷⁹ Shoppee and Summers, *J. Chem. Soc.*, **1952**, 1790.
⁴⁸⁰ Chamberlin, Ruyle, Erickson, Chemerda, Aliminosa, Erickson, Sita, and Tishler, *J. Am. Chem. Soc.*, **73**, 2396 (1951).
⁴⁸¹ Constantin and Sarett, *J. Am. Chem. Soc.*, **74**, 3908 (1952).
⁴⁸² Ellis and Petrow, *J. Chem. Soc.*, **1952**, 2246.
⁴⁸³ Kritchevsky, Garmaise, and Gallagher, *J. Am. Chem. Soc.*, **74**, 483 (1952).
⁴⁸⁴ Ames and Bowman, *J. Chem. Soc.*, **1952**, 677.
⁴⁸⁵ Raphael, *J. Chem. Soc.*, **1952**, 401.
⁴⁸⁶ Lahey and Strasser, *J. Chem. Soc.*, **1951**, 873.
⁴⁸⁷ Barton and Brooks, *J. Chem. Soc.*, **1951**, 257.
⁴⁸⁸ Manson and Spring, *J. Chem. Soc.*, **1951**, 3332.
⁴⁸⁹ Pigulevskii and Starostiva, *Doklady Akad. Nauk S.S.S.R.*, **79**, 261 (1951) [*C. A.*, **46**, 3003 (1952)].
⁴⁹⁰ Barton and Bruun, *J. Chem. Soc.*, **1952**, 1683.
⁴⁹¹ Bradley, Forrest, and Stephenson, *J. Chem. Soc.*, **1951**, 2877.
⁴⁹² Heuberger and Owen, *J. Chem. Soc.*, **1952**, 910.

INDEX

Numbers in **bold-face** type refer to experimental procedures.

- Acetoacetic ester condensation, *Vol. I*
Acetonedicarboxylic acid, use in Pechmann reaction, 25
Acetylenes, *Vol. V*
Acylmalonic acids, preparation by debenylation, 273
Acyloins, *Vol. IV*
Albertson's method for alkylating esters, 118-123
Alkylation, of aromatic compounds by Friedel-Crafts reaction, *Vol. III*
 with amines and ammonium salts, aliphatic nitro compounds, 110-112
 alkali cyanides, 105-107, 109-110, 151-152
 esters, 117-123
 hydrogen cyanide, 108
 indole, 124
 β -keto esters, 112-117
 ketones, 112-117
 organometallic compounds, 124-126
Alkyl nitrites, **352**
Amination of heterocyclic bases by alkali amides, *Vol. I*
Amines, secondary, preparation by debenylation, 277, **286**
 tertiary, cleavage by cyanogen bromide, 198-262
 dealkylation by carboxylic acids, 141, 204
Aminoalkylmalonic acids, preparation by debenylation, 274
p-Aminodiphenylmethane, **283**
 α -Amino- β -mercapto-*n*-butyric acid, **288**
Anthrazolines, preparation by Skraup reaction, 67
Arndt-Eistert reaction, *Vol. I*
Aroquinolines, definition and synthesis, 63-65
Arsines, reaction with cyanogen bromide, 204
Arsinic and arsonic acids, synthesis by Bart, Bechamp, and Rosenmund reactions, *Vol. II*
Arylglyoxylohydroxamyl chlorides, 332
Azlactones, *Vol. III*
Barium D-glucose-6-phosphate, **284**
Benzoin, *Vol. IV*
Benzo(*f*)quinoline, 63-64, 67
Benzo(*g*)quinoline, 63-64, 67
Benzo(*h*)quinoline, 63-64
 β -Benzoylpropionitrile, **155**
Benzyltrimethylammonium chloride, **287**
Benzylhydrazine, **287**
 α -Benzylloximino acid chlorides, use in synthesis of peptides, 271
Biaryls, *Vol. II*
Biquinolyls, preparation by Skraup reaction, 65
Bischler-Napieralski reaction, *Vol. VI*
Bromoacetonitrile, **228**
p-Bromocarbobenzyloxy chloride, 273-274
Bucherer reaction, *Vol. I*
1-Butanol, **283**
1-*n*-Butylazetidinc, cleavage with cyanogen bromide, 213
n-Butyl- β -bromoethylcyanamide, **229**
n-Butyl-4-bromopentylcyanamide, **229**
n-Butyl-(1-methyl-4-diethylaminobutyl)-cyanamide, **229**
Cannizzaro reaction, *Vol. II*
Carbobenzyloxy chlorides, separation of racemates, 274
 synthesis of aminoalkylmalonic acids, 274
 synthesis of peptides, 273
Carbon-carbon alkylation with amines and ammonium salts, 99-197
 experimental conditions, 148-154

- Carbon-carbon alkylation with amines and ammonium salts, experimental procedures, 154-161
 mechanism, 126-132
 related reactions, 132-143
 related synthetic processes, 143-148
 scope and limitations, 103-126
 tabular survey, 162-196
- Carvenone, 115
- Chloromethylation of aromatic compounds, *Vol. I*
- Cholesteryl oxide acetate, α and β , **397**
- Chromones, synthesis by Pechmann reaction, 2-58
- Claisen rearrangement, *Vol. II*
- Clemmensen reduction, *Vol. I*
- Cocaine, reaction with cyanogen bromide, 223
- Conessine, reaction with cyanogen bromide, 221
- Coumarins, synthesis by Pechmann reaction, 2-58
allo-Cryptopine methosulfate, 279-280
 Curtius reaction, *Vol. III*
 Cyanoethylation, *Vol. V*
 Cyanogen bromide, **228**
 Cyanogen bromide cleavage of tertiary amines, 198-262
 Cyanonoreocaine, **229**
 Cyclic ketones, preparation by intramolecular acylation, *Vol. II*
trans-1,2-Cyclohexanediol, **400**
 Cyclohexenones, preparation and synthetic uses, 115, 144
 Cyperones, 115
- Darzens glycidic ester condensation, *Vol. V*
- Debenzylation, *see* Hydrogenolysis of benzyl groups
- Diacetyl monoxime, **352**
- Diacetylmorphine, reaction with cyanogen bromide, 221-222
- Dialkylamines, 277, **286**
- Dibenzoylapomorphine, reaction with cyanogen bromide, 222
- Dibiphenylencethylene, 133
- Diels-Alder reaction, with cyclenones, *Vol. V*
- Diels-Alder reaction, with ethylenic and acetylenic dienophiles, *Vol. IV*
 with maleic anhydride, *Vol. IV*
- Diethyl skatylacetamidomalonate, **160**
- Diglycyl-L-cystine, **285**
- Di-*n*-hexylamine, **286**
- Dihydroisoindoles, reaction with cyanogen bromide, 215
- 3,4-Dihydroisoquinolines, preparation by Bischler-Napieralski reaction, *Vol. VI*
- Dihydromorphine, **283**
- 6,7-Dihydroxy-4-methylcoumarin, **21**
- 6,7-Dihydroxy-1-(3',4'-methylenedioxybenzyl)isoquinoline, 270
- 2,3-Dihydroxynonanoic acid, **400**
- 1-(3,4-Dihydroxyphenyl)-2-amino-1-butanol, **287**
- 9,10-Dihydroxystearic acid, high-melting, **397**
 low-melting, **398**
- δ -Diketones, 115
- β -Dimethylaminopivalophenone, 107
- p*-Dimethylaminotoluene, **282**
- 2,5-Dimethyl-3-ethylchromone, **21**
- 2,5-Dimethylhydroquinone, 277
- 3,5- and 3,7-Dimethylquinoline, separation of mixture, **72**
- Dioximinoacetone, **352**
- Diskatylnitromethane, 111
- Elbs reaction, *Vol. I*
- Emde reduction, 143, 278
- Epoxidation of ethylenic compounds with organic peracids, 378-433
 experimental conditions, 388-391
 experimental procedures, 391-397
 mechanism, 385-388
 scope, 380-383
 stereochemistry, 385-388
 tabular survey, 401-425
- 1,2-Epoxyethylbenzene, **396**
- 1,2-Epoxy-2-methyl-3-butene, **397**
- cis*-9,10-Epoxy stearic acid, **396**
- Ethanolamines, reductive coupling, 134
- Ethyl 7-dimethylaminocoumarin-4-acetate, **24**
- Ethylenimines, cleavage with cyanogen bromide, 212-213
- Ethyl α -oximinoacetate, **353**

- Ethyl α -oximonocaproate, **355**
 Ethyl β -(2-pyrrolyl)- α -cyano-
 α -acetamidopropionate, **161**
 3-Ethylquinoline, **70**
 Ethyl skatylnitroacetate, **157**
- Fluorine compounds, aliphatic, *Vol. II*
 aromatic, *Vol. V*
- Friedel-Crafts reaction with aliphatic di-
 basic acid anhydrides, *Vol. V*
- Fries reaction, *Vol. I*
- Fumaric acid, use in Pechmann reaction,
 11
- Fused-ring ketones, preparation by Diels-
 Alder reaction, *Vol. V*
- Gattermann-Koch reaction, *Vol. V*
- γ -Glutamylglycine ethyl ester, **285**
- 3-Glyceraldehyde phosphate, **284**
- 2-Glycerol- β -D-glucoside, **285**
- Glycidic esters, preparation by Darzens
 reaction, *Vol. V*
- α -Glycols, preparation from ethylenic
 compounds and organic peracids,
 379-425
- Gramine, 106, 109, 110, 119, 125, 127
- Halogen-metal interconversions with or-
 ganolithium compounds, *Vol. VI*
- Hoesch synthesis, *Vol. V*
- Hofmann reaction, *Vol. III*
- D-Homocystine, **287**
- Hunnemanine O-ethyl ether methosul-
 fate, 279-280
- Hydrocotarnine, reaction with cyanogen
 bromide, 220-221
- Hydrogenolysis, of benzhydryl group,
 266
 of benzyl groups, 263-326
 by lithium aluminum hydride, 269
 catalysts, 281
 experimental conditions, 281
 experimental procedures, 281-288
 scope and limitations, 266-281
 tabular survey, 288-324
 of triphenylmethyl group, 266
- Hydrohydrastinine, reaction with cyan-
 ogen bromide, 217
- 7-Hydroxycoumarin, **20**
- 5-Hydroxy-4,7-dimethylcoumarin, **21**
- 3-(7-Hydroxy-*n*-heptyl)veratrole, 270-
 271
- Hydroxylation of ethylenic compounds
 with organic peracids, 378-433
 experimental conditions, 388-391
 experimental procedures, 391-401
 mechanism, 385-388
 scope, 383-385
 stereochemistry, 385-388
 tabular survey, 401-425
- 5-Hydroxy-4-methyl-6-acetylcoumarin,
22
- 7-Hydroxy-4-methyl-6-acetylcoumarin,
22
- 7-Hydroxy-4-methylcoumarin, **21**
- 7-Hydroxy-5'-methylcoumarono-
 (2',3',3,4)-coumarin, **23**
- 5-Hydroxy-4-methyl-6-propionyl-
 coumarin, **23**
- 1-Hydroxy-3-methyl-7,8,9,10-tetrahydro-
 6-dibenzopyrone, **22**
- 2-Hydroxy-1-naphthaleneacetic acid,
156
- 11-Indeno(2,1-*f*)quinoline, 67
- 3-Indoleacetamide, **155**
- 3-Indoleacetic acid, 110, **155**
- Indoleacetonitriles, 106
- Indolizidine, reaction with cyanogen bro-
 mide, 215
- 1- β -Indolyl-2-nitrobutane, **156**
- Isoprene monoxide, **397**
- Isoquinolines, preparation by Pictet-
 Gams reaction, *Vol. VI*
 preparation by Pomeranz-Fritsch re-
 action, *Vol. VI*
- Jacobsen reaction, *Vol. I*
- Ketenes and ketene dimers, preparation,
Vol. III
- 2- γ -Ketobutyl-2-carbomethoxy-1-keto-
 1,2,3,4-tetrahydrophenanthrene,
158
- 3-Keto-3-carbomethoxy-9-hydroxydecalin,
158
- 3-Keto-12 α -carbomethoxy-
 1,2,3,11,12,12 α -hexahydrochryse-
 ne, **159**
- 2-Keto-3-carboxy- $\Delta^{1,9}$ -octalin, **158**

- 3-Keto-1,2,3,11,12,12 α -hexahydrochrysenes, **159**
- 7-Keto-1-methoxy-13-methyl-5,6,7,9,10,13-hexahydrophenanthrene, **160**
- 2-Keto-10-methyl- $\Delta^{1,9}$ -octalin, **159**
- β -Ketonic esters, use in Pechmann reaction, **2, 4, 12-15**
- γ -Ketonic nitriles, preparation from Mannich bases, **108**
- 2-Keto- $\Delta^{1,9}$ -octalin, **158**
- Leuckart reaction, *Vol. V*
- Lupinane, reaction with cyanogen bromide, **222-223**
- Maleic acid, use in Pechmann reaction, **11**
- Malic acid, use in Pechmann reaction, **2-3, 11**
- Mannich bases, conversion to aldehydes, **139**
self-alkylation, **132**
use in carbon-carbon alkylations, **102-132**
- Mannich method for alkylating esters, **113, 118-123**
- Mannich reaction, *Vol. I*
- Meerwein, Pöndorf, Verley reduction, *Vol. II*
- 2-Methoxy- β ,4-dimethylcinnamic acid, **4-5**
- 2-Methoxynaphthylacetonitrile, **106**
- 6-Methoxy-8-nitroquinoline, **70**
- 1-Methyl-2,3-dihydroindole, reaction with cyanogen bromide, **214**
- Methyl 5,7-dihydroxy-4-methylcoumarin-6(or 8)-carboxylate, **23**
- Methylenediamines, reaction with cyanogen bromide, **211**
- α -Methyl glucoside, **272**
- 4-Methyl-6-methoxy-8-nitroquinoline, **71**
- Methyl- α -naphthylcyanamide, **228**
- Methylpropylallylamine, **279**
- 1-Methylskatylmalonic acid, **161**
- Methyltetrahydrocryptopine, **279-280**
- β -Monoglycerides, preparation from acetals, **272**
- Monoperphthalic acid, **381, 385, 392, 395**
- Morpholines, reaction with cyanogen bromide, **217-218**
- Naphtho(2,1-f)quinoline, preparation by Skraup reaction, **67**
- 1,5-Naphthyridine, preparation by Skraup reaction, **67**
- 2-(2'-Nitroethyl)cyclohexanone, **157**
- Nitrosation of aliphatic carbon atoms, **327-377**
experimental conditions, **349-352**
experimental procedures, **352-356**
scope and limitations, **330-346**
synthetic applications, **346-349**
tabular survey, **357-374**
- Nitroso compounds, **333, 334, 338, 339**
- Oppenauer oxidation, *Vol. VI*
- Oximinoacetone, **352**
- α -Oximino acids, **341, 346-348**
- α -Oximino- γ -butyrolactone, **354**
- α -Oximinoacaproic acid, **354**
- α -Oximino esters, **329, 336, 338-341, 346-348**
- 3-Oximino-5-ethoxy-2-pentanone, **353**
- 2-Oximino-3-hexanone, **352**
- α -Oximino ketones, **337, 348-349**
- α -Oximino nitriles, **343**
- 2-Oximino-3-pentanone, **352**
- Oxiranes, preparation from ethylenic compounds and organic peracids, **379-425**
- Pechmann reaction, **1-58**
condensing agents, **15-24**
experimental conditions, **20-24**
experimental procedures, **20-24**
formation of chromones, **2**
formation of 5-hydroxycoumarins, **6**
scope and limitations, **7-19**
tabular survey, **24-56**
- Peptides, synthesis using α -benzyloximino acid chlorides, **271**
synthesis using carbobenzyloxy chlorides, **273**
- Peracetic acid, **381-384, 392, 395**
- Perbenzoic acid, **380, 385, 392, 393-394**
- Percamphoric acid, **382, 385**
- Formic acid, **383-385, 393, 395-396**
- Periodic acid oxidation, *Vol. II*

- Perkin reaction and related reactions, *Vol. I*
- Phenanthrolines, preparation by Skraup reaction, 64-65, 67
- Phenethyl β -hydroxyethyl ether, 269
- Phenols, use in Pechmann reaction, 2, 7-11
- Phenylacetic acid, **285**
- Phenylalanine, synthesis of analogs, 120-121
- (+, -)-Phenylalanylglycine, **284**
- 1-Phenyl-2-aminobutane, **282**
- 5-Phenyl-1-pentanol, **283**
- Phosphines, reaction with cyanogen bromide, 204
- Phosphonic and phosphinic acids, *Vol. VI*
- Phosphorylated alcohols, 275
- Phosphorylated amines, 275
- Pictet-Gams synthesis of isoquinolines, *Vol. VI*
- Pictet-Spengler synthesis of tetrahydroisoquinolines, *Vol. VI*
- Piperazines, reaction with cyanogen bromide, 218
- Piperidines, reaction with cyanogen bromide, 215-216
- Piperitone, 115
- Pomeranz-Fritsch synthesis of isoquinolines, *Vol. VI*
- p-n*-Propylphenol, **282**
- Pyridines, reaction with cyanogen bromide, 218-219
- Pyrrolidines, reaction with cyanogen bromide, 213
- Quaternary ammonium salts, coupling, 133
- Quinoline, **70**
- Quinolines, preparation by Skraup reaction, 59-98
- reaction with cyanogen bromide, 219
- Rearrangements, Hofmann-Martius, 134
- in alkylation of alkali cyanides, 131
- Ladenburg, 135
- of diacylanilines, 135
- Sommelet, 134
- Stevens, 134
- Red, white, and blue test for nitroparaffins, 344
- Reduction, with aluminum alkoxides, *Vol. II*
- with lithium aluminum hydride, *Vol. VI*
- Reductive alkylation, *Vol. IV*
- See also* Leuckart reaction, *Vol. V*
- Reformatsky reaction, *Vol. I*
- Reissert reaction, 135
- Replacement of aromatic primary amino groups by hydrogen, *Vol. II*
- Resolution of alcohols, *Vol. II*
- Robinson method for alkylating esters, 113, 118-123
- Rosenmund reduction, *Vol. IV*
- Schiemann reaction, *Vol. V*
- Schmidt reaction, *Vol. III*
- Selenium dioxide oxidation, *Vol. V*
- Simonis reaction, 2
- Skatyl group, formula, 170
- Skatylnitroacetic ester, 111
- Skraup synthesis of quinolines, 59-97
- experimental conditions, 68-70
- experimental procedures, 70-72
- mechanism, 60-61
- orientation, 66-67
- scope and limitations, 61-68
- tabular survey, 72-94
- Sparteine, 223
- Stibines, reaction with cyanogen bromide, 204
- Stobbe condensation, *Vol. VI*
- Styrene oxide, **396**
- Sulfonation of aromatic hydrocarbons and their halogen derivatives, *Vol. III*
- 1,2-Tetradecanediol, **399**
- Tetrahydromethylhunnemanine O-ethyl ether, 279-280
- Tetrahydroquinolines, reaction with cyanogen bromide, 216
- Tetrahydrothiophenes, *Vol. VI*
- Thebaine, reaction with cyanogen bromide, 221-222
- Thiazoles, *Vol. VI*
- Thiocyanogen, addition and substitution reactions, *Vol. III*
- Thio ethers, reaction with cyanogen bromide, 204

- Thiophenes, *Vol. VI*
- Toluene, **283**
- Toluidines, preparation by hydrogenolysis, 269
- o*-Tolyl glucoside, **281**
- 2,3,5-Trimethylphenol, **286**
- Tropane, reaction with cyanogen bromide, 216
- Tryptophan, 111, 120-121, 124
analogs, 120-121
- α,β -Unsaturated acids, hydroxylation and epoxidation with organic peracids, 379
- o*-Vinylbenzyl bromide, **228**
- von Braun cyanogen bromide reaction, 142, 198-262
experimental conditions, 226-228
experimental procedures, 228-229
mechanism, 202-205
relative ease of cleavage of amines, 230-232
scope and limitations, 205-223
synthetic applications, 224-225
tabular survey, 232-261
with acyclic amines, 205-211
with alkaloids, 220-223
with cyclic amines, 212-219
- Willgerodt reaction, *Vol. III*
- Wolff-Kishner reduction, *Vol. IV*